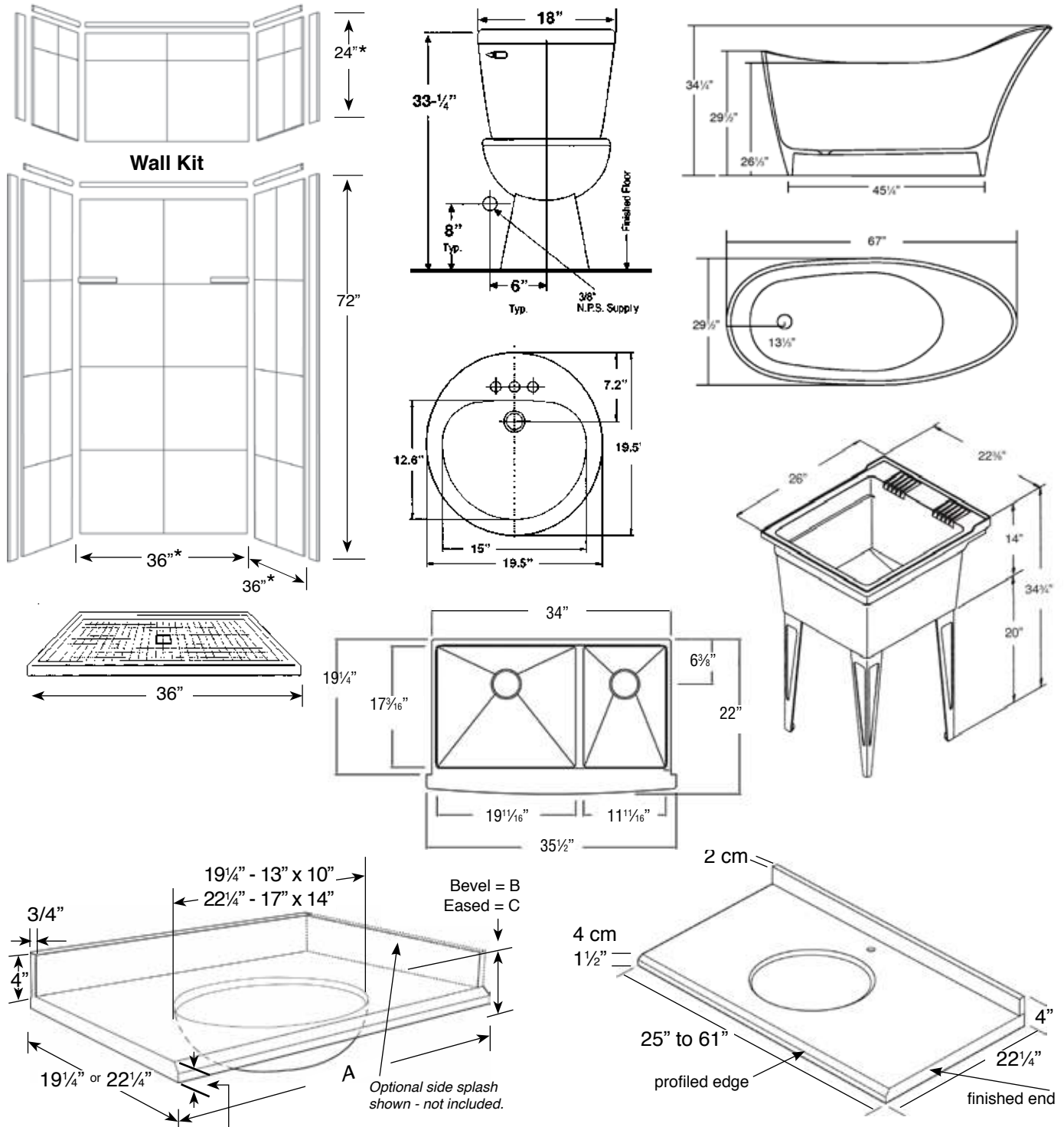




Product Specification Guide



SHOWER & BATH

REMODEL	5-14
Shower & Bath Walls, Kits	5
Accessories	12
DIRECT-TO-STUD	15-29
Shower & Bath Walls, Kits	15
Accessories	20
ADA Showers	21
DECOR	30-39
Shower & Bath Walls, Kits	30
Accessories	38
SHOWER BASES	40-46
Slim Single Threshold	40
Slim ADA	43
Decor Single Threshold	45
Decor Custom Sizes	46
FREESTANDING BATHTUBS	47-55

TOILETS & LAVATORIES

TOILETS	56-70
LAVATORIES	71-93
Pedestal Sinks	71-73
Drop-in Countertop Sinks	74-76
Under Counter Sinks	77-79
Above Counter Sinks	80-93

VANITY TOPS

Quick Ship Granite & Marble	94
Quick Ship Quartz	95
Quick Ship Solid Surface	96-97
Quick Ship Decor	98
Quick Ship Cultured Marble	99
Custom Granite & Marble	100
Custom Quartz	101
Custom Solid Surface	102

KITCHEN SINKS

silQ®granite		104-132
Radius Series	Top Mount	104
	Undermount	114
Aversa Series	Top Mount	108
	Undermount	118
Quantum Series	Top Mount	112
	Undermount	121
Integra Series	Undermount	127
Accessories		130
FIRECLAY		133-141
STAINLESS STEEL		142-169
Meridian Series	Undermount	142
	Top Mount	152
Classic Series	Undermount	156
	Top Mount	158
Select Series	Top Mount	165
SOLID SURFACE		170-178
	Top Mount	170
	Undermount	176

SURFACES

KITCHENS - Blanks, Islands	179
VANITY - Decks, Blanks	180-182
FULL SHEETS - Solid Surface	183-184
SLABS - Quartz	185-187

LAUNDRY TUBS

Floor Model	188
Wall Model	189
Laundry Faucet	190



SOLID SURFACE

100% Solid Surface material for superior strength, beauty and easy cleaning. The non-porous surface will not support bacteria growth. Transolid's beautiful colors run all the way through the material. No special cleaning is required, most dirt and light residue will easily wipe off with a damp cloth and soapy water. Transolid's renewable surface means persistent marks can be removed by using a mild abrasive cleaner.

Solid surface material is trimmable and easy to use with the flexibility to meet design needs without incurring the cost of specialist installation teams. Works in new and existing construction. Products include bath & shower walls, shower bases, vanity tops and bowls, kitchen sinks, kitchen countertops and full sheets for fabrication.

DÉCOR SOLID SURFACE

Solid Surface exterior with a reinforced composite substrate for strength and lighter weight. Products include bath & shower walls, shower bases, and vanity tops.



silQ®granite

Transolid silQ®granite sinks are made with the union of natural granite and acrylic resin. The result gives our sinks high resistance to high temperatures (up to 650°F), dents, scratches, chips, impacts and violent shocks. The non-porous surface is 100% food safe, resistant to bacteria growth, and reduces the need for cleaning with harsh chemicals. Products include undermount and top mount kitchen sinks.



RESIN STONE

Transolid® resin stone is a composite of modified acrylic polymer and natural stone. Transolid® products are manufactured to be eco-friendly and non-toxic. It is non-porous so it is unaffected by external forces such as moisture and humidity. Resin stone material offers superior strength, beauty and easy cleaning. Surface will not support bacteria growth. Transolid® freestanding bathtubs are made of resin stone.



VITREOUS CHINA

Vitreous china is an enamel coating that is applied to ceramics, particularly porcelain, after they've been fired. The coating makes the porcelain tougher, denser, and shinier. Products include toilets and bathroom sinks.



FIRECLAY

Transolid® uses the highest grade of fireclay, which is clay heated to an extremely high 1600°F temperature making the our products hard and durable, with a beautiful high shine. Products include kitchen and bathroom sinks.



GRANITE & MARBLE

Granite and marble are natural hard stones polished to a smooth, high gloss finish. Natural stone has typical variations in both color and pattern. Variations may occur in different products of the same the color. Natural stone is easy to care for and can retain its beauty for a lifetime. Simple care and maintenance will keep it looking beautiful. Products include vanity tops, vanity decks, and kitchen countertops.



QUARTZ

Transolid® engineered quartz is 93% natural quartz, the strongest mineral found in granite, and 7% resins. It is totally carefree. No sealing, buffing or polishing required. Engineered quartz will maintain its luster and resists virtually all typical household stains. The non-porous surface will not support bacteria growth. Products include vanity tops, vanity decks, and kitchen countertops, and full slabs for fabrication.



CULTURED MARBLE

Transolid's cultured marble vanity tops are seamlessly constructed with the bowl(s) and backsplash are integral into the deck of the top. Cultured marble is made from polyester resins, pigments, fillers and a catalyst. These elements are mixed together to achieve a consistent blend and then poured into a mold. After curing the vanity top is removed from the mold.



STAINLESS STEEL

Transolid's uses premium grade type 304 stainless steel. Type 304 is the most widely used austenitic stainless steel, and it's also known as "18-8" stainless steel because of its composition – it includes 18 percent chromium and 8 percent nickel. Type 304 stainless steel has good forming and welding properties, as well as strong corrosion resistance and strength.



Transolid offers kitchen, entertainment and bathroom sinks in 16, 18, 20 and 22 gauge stainless steel. The lower the number of the gauge, the thicker and better the stainless steel.



STRUCTURAL POLYPROPYLENE

Transolid's laundry tubs are made of structural polypropylene to ensure toughness, flexibility, light weight, and heat resistance. Polypropylene, a synthetic resin built up by the polymerization of propylene. One of the important family of polyolefin resins, polypropylene is molded or extruded into plastic products.

Manufactured from Transolid® solid surface
Recommended for new and existing construction

FEATURES

- Thick 1/4" 100% Solid Surface material for superior strength, beauty and easy cleaning. Surface will not support bacteria growth.
- Walls can be attached to moisture-resistant wall board, or directly over tile with supplied adhesive. Walls are trimmable for custom fit.
- 3 Integrated pieces fit together for an easy, clean installation.
- Two wall shelves included for convenient storage
- Wall Kit includes two wrap around front edge trim pieces, front and side top bullnose trim pieces with coped, mitered inside corners, one 1-oz. tube mounting adhesive, four 11-oz. tubes 100% silicone adhesive and one roll mounting tape.

WARRANTY

- 10 Year Limited Residential Warranty / 3 Year Commercial Warranty

COLORS

- 4 Transitions colors with a 16" x 16" square tile pattern.
- 4 Classic colors with plain pattern.

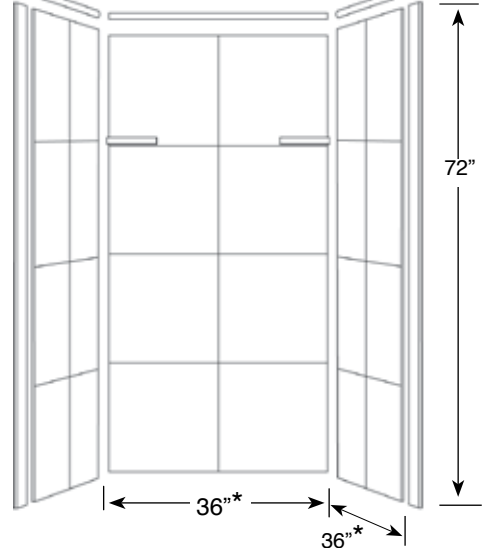
OPTIONS

- Extension wall panels add up to 24" of height to extend shower walls to ceiling.
- Shower base with concealed drain.
- 3 Wall Pockets: horizontal, vertical or arched and a Window Trim Kit also available. See Accessories Specification sheet for details.

Optional Extension Wall Kit



Wall Kit



* Can be trimmed to fit

Specifications

	SIZE	MODEL NO.	DESCRIPTION	Width	Depth	Height	Ship Wt.
SHOWER WALL KIT							
<input type="checkbox"/>	36" x 36"	RBE3667	Shower Wall Kit	36"	to 36"	72"	158
OPTIONAL COMPONENTS							
<input type="checkbox"/>	36" x 36"	F3636	Shower Base	36"	36"	3"	108
<input type="checkbox"/>	36" x 36"	X3662	Extension Wall Kit	36"	to 36"	24"	53
	Wall Pockets and Window Trim Kit (see separate spec. sheet)						
COMPLETE SHOWER KITS							
<input type="checkbox"/>	36" x 36"	RKWF3667	Walls & Base Kit	36"	36"	75"	266
<input type="checkbox"/>	36" x 36"	RKWF3667	Walls, Base, Ext. Kit	36"	36"	99"	319

Maintenance & Cleaning Information

Daily cleaning just requires wiping with a damp cloth or sponge. Basic stains can be removed with a mild detergent or a general purpose cleaner. To remove persistent stains or light scratches, scrub the surface with an abrasive cleaner and a green Scotch-Brite® pad.

Standards and Ratings

American Society of Testing and Materials (ASTM) E-84: Class A Flame Spread Rating
American National Standard Institute - ANSI Z124.6
International Association of Plumbing and Mechanical Officials (IAPMO) - Listed cUPC listed - Certified to CSA Test Standard B45.5 by IAPMO
Uniform Plumbing Code (UPC)

Support Documents

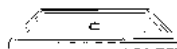
Installation instructions available at transolid.com

Shower Door Opening

	Max. Width	Max. Height
RBE3667	33-1/2"	72"



	Shower Walls 16" Sq. Tile Pattern	Shower Base 2 1/4" Sq. Tile Pattern
<input type="checkbox"/>	91 White Carrara	11 Storm
<input type="checkbox"/>	92 Silver Mocha	02 Cameo
<input type="checkbox"/>	94 Sand Mountain	14 Sand
<input type="checkbox"/>	96 Almond Sky	05 Almond
	Shower Walls Plain (no tile pattern)	Shower Base 2 1/4" Sq. Tile Pattern
<input type="checkbox"/>	01 White	01 White
<input type="checkbox"/>	08 Biscuit	08 Biscuit
<input type="checkbox"/>	67 Matrix Khaki	67 Matrix Khaki
<input type="checkbox"/>	86 Sea Shore	86 Sea Shore



FEATURES

- Thick 1/4" 100% Solid Surface material for superior strength, beauty and easy cleaning. Surface will not support bacteria growth.
- Walls can be attached to moisture-resistant wall board, or directly over tile with supplied adhesive. Walls are trimmable for custom fit.
- 4 Integrated pieces fit together for an easy, clean installation. Lap joint connection between upper and lower back wall forms a watertight seal.
- Two wall shelves included for convenient storage
- Wall Kit includes two wrap around front edge trim pieces, front and side top bullnose trim pieces with coped, mitered inside corners and a bullnose trim piece for use over backwall lap joint, one 1-oz. tube mounting adhesive, four 11-oz. tubes 100% silicone adhesive and one roll mounting tape.

WARRANTY

- 10 Year Limited Residential Warranty
- 3 Year Commercial Warranty

COLORS

- 4 Transitions colors with a 16" square tile pattern.
- 4 Classic colors with plain pattern.

OPTIONS

- Extension wall panels add up to 24" of height to extend shower walls to ceiling.
- Shower base with concealed drain.
- 3 Wall Pockets: horizontal, vertical or arched and a Window Trim Kit also available. See Accessories Specification sheet for details.

Specifications

Manufactured from Transolid® solid surface
Recommended for new and existing construction

Lap joint connection
forms a watertight seal



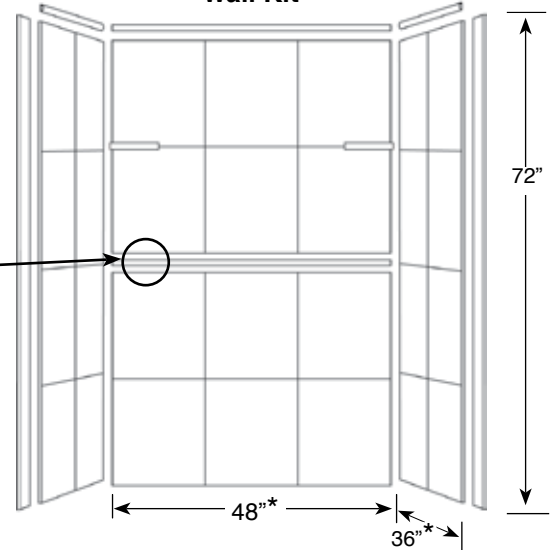
Back side of wall panel
is reinforced for strength
and support.

side view
of lap joint
connection

Optional Extension Wall Kit



Wall Kit



* Can be trimmed to fit

	SIZE	MODEL NO.	DESCRIPTION	Width	Depth	Height	Ship Wt.
SHOWER WALL KIT							
<input type="checkbox"/>	48" x 36"	RBE4867	Wall Kit	48"	to 36"	72"	176
OPTIONAL COMPONENTS							
<input type="checkbox"/>	48" x 34"	F4834	Shower Base	48"	34"	3"	136
<input type="checkbox"/>	48" x 36"	X4862	Extension Wall Kit	48"	to 36"	24"	59
COMPLETE SHOWER KITS							
<input type="checkbox"/>	48" x 34"	RKWF4847	Walls & Base Kit	48"	34"	75"	312
<input type="checkbox"/>	48" x 34"	RKWFX4847	Walls, Base, Ext. Kit	48"	34"	99"	371

Maintenance & Cleaning Information

Daily cleaning just requires wiping with a damp cloth or sponge. Basic stains can be removed with a mild detergent or a general purpose cleaner. To remove persistent stains or light scratches, scrub the surface with an abrasive cleaner and a green Scotch-Brite® pad.

Standards and Ratings

American Society of Testing and Materials (ASTM) E-84: Class A Flame Spread Rating
American National Standard Institute - ANSI Z124.6
International Association of Plumbing and Mechanical Officials (IAPMO) - Listed cUPC listed - Certified to CSA Test Standard B45.5 by IAPMO
Uniform Plumbing Code (UPC)

Support Documents

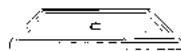
Installation instructions available at transolid.com

Shower Door Opening

	Max. Width	Max. Height
RBE4867	57-1/2"	72"



	Shower Walls 16" Sq. Tile Pattern	Shower Base 2 1/4" Sq. Tile Pattern
<input type="checkbox"/>	91 White Carrara	11 Storm
<input type="checkbox"/>	92 Silver Mocha	02 Cameo
<input type="checkbox"/>	94 Sand Mountain	14 Sand
<input type="checkbox"/>	96 Almond Sky	05 Almond
	Shower Walls Plain (no tile pattern)	Shower Base 2 1/4" Sq. Tile Pattern
<input type="checkbox"/>	01 White	01 White
<input type="checkbox"/>	08 Biscuit	08 Biscuit
<input type="checkbox"/>	67 Matrix Khaki	67 Matrix Khaki
<input type="checkbox"/>	86 Sea Shore	86 Sea Shore



FEATURES

- Thick 1/4" 100% Solid Surface material for superior strength, beauty and easy cleaning. Surface will not support bacteria growth.
- Walls can be attached to moisture-resistant wall board, or directly over tile with supplied adhesive. Walls are trimmable for custom fit.
- 4 Integrated pieces fit together for an easy, clean installation. Lap joint connection between upper and lower back wall forms a watertight seal.
- Two wall shelves included for convenient storage
- Wall Kit includes two wrap around front edge trim pieces, front and side top bullnose trim pieces with coped, mitered inside corners and a bullnose trim piece for use over backwall lap joint, one 1-oz. tube mounting adhesive, four 11-oz. tubes 100% silicone adhesive and one roll mounting tape.

WARRANTY

- 10 Year Limited Residential Warranty
- 3 Year Commercial Warranty

COLORS

- 4 Transitions colors w/24"x12" subway tile pattern.
- 4 Classic colors with plain pattern.

OPTIONS

- Extension wall panels add up to 24" of height to extend shower walls to ceiling.
- Shower base with concealed drain.
- 3 Wall Pockets: horizontal, vertical or arched and a Window Trim Kit also available. See Accessories Specification sheet for details.

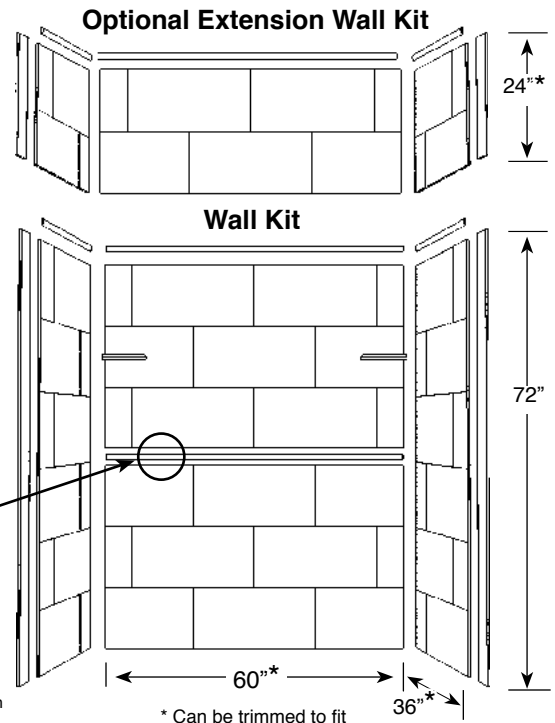
Manufactured from Transolid® solid surface
Recommended for new and existing construction

Lap joint connection
forms a watertight seal



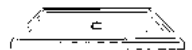
Back side of wall panel
is reinforced for strength
and support.

side view
of lap joint
connection

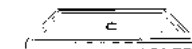


Specifications

	SIZE	LEFT HAND MODEL NO		RIGHT HAND MODEL NO	Width	Depth	Height	Ship Wt.
SHOWER WALL KIT								
<input type="checkbox"/>	60" x 36"	RBE6067			60"	to 36"	72"	194
OPTIONAL COMPONENTS								
Shower Base								
<input type="checkbox"/>	60" x 30"	F6030L	<input type="checkbox"/>	F6030R	60"	30"	3"	156
<input type="checkbox"/>	60" x 32"	F6032L	<input type="checkbox"/>	F6032R	60"	32"	3"	160
<input type="checkbox"/>	60" x 36"	F6036			60"	36"	3"	180
Extension Kit								
<input type="checkbox"/>	60" x 36"	X6062			60"	to 36"	24"	65
COMPLETE SHOWER KITS								
Walls & Base Kit								
<input type="checkbox"/>	60" x 30"	RKWF6007L	<input type="checkbox"/>	RKWF6007R	60"	30"	75"	350
<input type="checkbox"/>	60" x 32"	RKWF6027L	<input type="checkbox"/>	RKWF6027R	60"	32"	75"	354
<input type="checkbox"/>	60" x 36"	RKWF6067			60"	36"	75"	374
Walls, Base & Extension Walls Kit								
<input type="checkbox"/>	60" x 30"	RKWFX6007L	<input type="checkbox"/>	RKWFX6007R	60"	30"	99"	415
<input type="checkbox"/>	60" x 32"	RKWFX6027L	<input type="checkbox"/>	RKWFX6027R	60"	32"	99"	419
<input type="checkbox"/>	60" x 36"	RKWFX6067			60"	36"	99"	439



Shower Walls 24"x12" Subway Tile Pattern	Shower Base 2 1/4" Sq. Tile Pattern
<input type="checkbox"/> 91 White Carrara	11 Storm
<input type="checkbox"/> 92 Silver Mocha	02 Cameo
<input type="checkbox"/> 94 Sand Mountain	14 Sand
<input type="checkbox"/> 96 Almond Sky	05 Almond



Shower Walls Plain (no tile pattern)	Shower Base 2 1/4" Sq. Tile Pattern
<input type="checkbox"/> 01 White	01 White
<input type="checkbox"/> 08 Biscuit	08 Biscuit
<input type="checkbox"/> 67 Matrix Khaki	67 Matrix Khaki
<input type="checkbox"/> 86 Sea Shore	86 Sea Shore

Additional information on following page



transolid® **remodel** RBE6067 60" x 36" Shower Wall Kit

Maintenance and Cleaning Information

Daily cleaning just requires wiping with a damp cloth or sponge. Basic stains can be removed with a mild detergent or a general purpose cleaner. To remove persistent stains or light scratches, scrub the surface with an abrasive cleaner and a green Scotch-Brite® pad.

Standards and Ratings

American Society of Testing and Materials (ASTM) E-84: Class A Flame Spread Rating American National Standard Institute - ANSI Z124.6

International Association of Plumbing and Mechanical Officials (IAPMO) - Listed cUPC listed - Certified to CSA Test Standard B45.5 by IAPMO

Uniform Plumbing Code (UPC)

Support Documents

Installation instructions available at www.transolid.com

Shower Door Opening

	<u>Max. Width</u>	<u>Max. Height</u>
RBE6067	45-1/2"	72"

FEATURES

- Thick 1/4" 100% Solid Surface material for superior strength, beauty and easy cleaning. Surface will not support bacteria growth.
- Walls can be attached to moisture-resistant wall board, or directly over tile with supplied adhesive. Walls are trimmable for custom fit.
- 4 Integrated pieces fit together for an easy, clean installation. Lap joint connection between upper and lower back wall forms a watertight seal.
- Two wall shelves and soap ledge included for convenient storage
- Wall Kit includes two wrap around front edge trim pieces, front and side top bullnose trim pieces with coped, mitered inside corners and a bullnose trim piece for use over backwall lap joint, one 1-oz. tube mounting adhesive, four 11-oz. tubes 100% silicone adhesive and one roll mounting tape.

WARRANTY

- 10 Year Limited Residential Warranty
- 3 Year Commercial Warranty

COLORS


- 4 Transitions colors with a 24"x12" subway tile pattern.
- 4 Classic colors with plain pattern.

OPTIONS

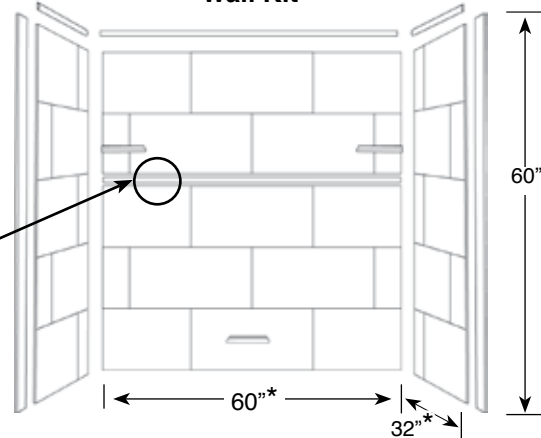
- Extension wall panels add up to 24" of height to extend shower walls to ceiling.
- 3 Wall Pockets: horizontal, vertical or arched and a Window Trim Kit also available. See Accessories Specification sheet for details.

Manufactured from Transolid® solid surface
Recommended for new and existing construction

Optional Extension Wall Kit



Wall Kit



Lap joint connection
forms a watertight seal



Back side of wall panel
is reinforced for strength
and support.

side view
of lap joint
connection

* Can be trimmed to fit

Specifications

	SIZE	MODEL NO.	DESCRIPTION	Width	Depth	Height	Ship Wt.
TUB WALLS KIT							
<input type="checkbox"/>	60" x 32"	RBE6026	Wall Kit	60"	to 32"	60"	150
OPTIONAL COMPONENTS							
<input type="checkbox"/>	60" x 32"	X6022	Extension Panel Kit	60"	to 32"	24"	60
COMPLETE TUB WALL KITS							
<input type="checkbox"/>	60" x 32"	RKWX6026	Walls & Extension Kit	60"	to 32"	84"	210

12 x 24" Subway Tile Pattern / Colors



<input type="checkbox"/>	91 White Carrara
<input type="checkbox"/>	92 Silver Mocha
<input type="checkbox"/>	94 Sand Mountain
<input type="checkbox"/>	96 Almond Sky

Plain / Colors



<input type="checkbox"/>	01 White
<input type="checkbox"/>	08 Biscuit
<input type="checkbox"/>	67 Matrix Khaki
<input type="checkbox"/>	86 Sea Shore

Maintenance & Cleaning Information

Daily cleaning just requires wiping with a damp cloth or sponge. Basic stains can be removed with a mild detergent or a general purpose cleaner. To remove persistent stains or light scratches, scrub the surface with an abrasive cleaner and a green Scotch-Brite® pad.

Standards and Ratings

American Society of Testing and Materials (ASTM) E-84: Class A Flame Spread Rating
American National Standard Institute - ANSI Z124.6
International Association of Plumbing and Mechanical Officials (IAPMO) - Listed cUPC listed - Certified to CSA Test Standard B45.5 by IAPMO
Uniform Plumbing Code (UPC)

Support Documents

Installation instructions available at transolid.com

Shower Door Opening

	Max. Width	Max. Height
RBE6026	45-1/2"	60"


remodel

RWP Shower/Tub Wall Panels

FEATURES

Manufactured from Transolid® solid surface
Recommended for new and existing construction

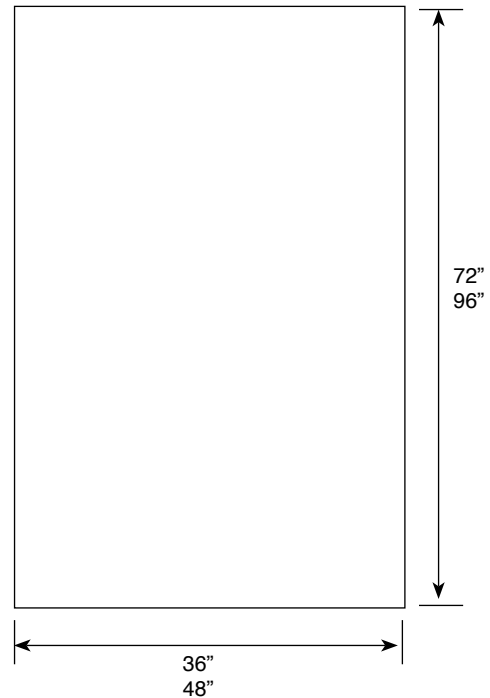
- Thick 1/4" 100% Solid Surface material for superior strength, beauty and easy cleaning. Surface will not support bacteria growth.
- Wall Panels can be attached to moisture-resistant wall board, or directly over tile with supplied adhesive.
- Walls are trimmable for custom fit.
- Walls are plain (no tile pattern).
- For use with existing shower base or bathtub.

WARRANTY

- 10 Year Limited Residential Warranty
3 Year Commercial Warranty

COLORS

- 4 Transitions colors (no tile pattern)
- 4 Classic colors (no tile pattern).



Specifications

	SIZE	MODEL NO.	DESCRIPTION	Width	Depth	Height	Ship Wt.
WALL PANEL (each)							
<input type="checkbox"/>	36" x 72"	RWP3672	Wall Panel	36"	1/4"	72"	80
<input type="checkbox"/>	36" x 96"	RWP3696	Wall Panel	36"	1/4"	96"	96
<input type="checkbox"/>	48" x 72"	RWP4872	Wall Panel	48"	1/4"	72"	88
<input type="checkbox"/>	48" x 96"	RWP4896	Wall Panel	48"	1/4"	96"	110

Colors - Plain

<input type="checkbox"/>	01 White
<input type="checkbox"/>	08 Biscuit
<input type="checkbox"/>	67 Matrix Khaki
<input type="checkbox"/>	86 Sea Shore
<input type="checkbox"/>	91 White Carrara
<input type="checkbox"/>	92 Silver Mocha
<input type="checkbox"/>	94 Sand Mountain
<input type="checkbox"/>	96 Almond Sky

Manufactured from Transolid® solid surface
Recommended for new and existing construction

FEATURES


- Extension wall panels add up to 24" of height to extend shower walls to ceiling.
- For use with Transolid® Remodel shower and tub walls.
- Thick 1/4" 100% Solid Surface material for superior strength, beauty and easy cleaning. Surface will not support bacteria growth.
- Extension wall panels can be attached to moisture-resistant wall board, or directly over tile with supplied adhesive.
- Extension wall panels width and height trimmable for custom fit.
- Wall Kit includes two wrap around front edge trim pieces, front and side top bullnose trim pieces with coped, mitered inside corners, one 1-oz. tube mounting adhesive, one 11-oz. tube 100% silicone adhesive and mounting tape.

WARRANTY


- 10 Year Limited Residential Warranty
3 Year Commercial Warranty

COLORS

- 4 Transitions colors with a tile pattern. Tile pattern varies by kit size. Refer to illustrations at right for specific pattern.
- 4 Classic colors with plain pattern.



X3662, X4862 Extension Wall Kits
16" Square Tile Pattern



X6062, X6022 Extension Wall Kits
24" x 12" Subway Tile Pattern



X3662, X4862, X6062, X6022
Extension Wall Kit- Plain (no pattern)

Specifications

	SIZE L x W x H	MODEL NO.	USE WITH WALL KIT	Ship Wt. (lbs.)
EXTENSION WALL KIT				
<input type="checkbox"/>	35" x 34" x 24"	X3662	RBE3667	53
<input type="checkbox"/>	45" x 34" x 24"	X4862	RBE4867	59
<input type="checkbox"/>	59" x 34" x 24"	X6062	RBE6067	65
<input type="checkbox"/>	59" x 34" x 24"	X6022	RBE6026	60

Tile Pattern / Colors

<input type="checkbox"/>	91 White Carrara
<input type="checkbox"/>	92 Silver Mocha
<input type="checkbox"/>	94 Sand Mountain
<input type="checkbox"/>	96 Almond Sky

Plain / Colors

<input type="checkbox"/>	01 White
<input type="checkbox"/>	08 Biscuit
<input type="checkbox"/>	67 Matrix Khaki
<input type="checkbox"/>	86 Sea Shore

Maintenance and Cleaning Information

Daily cleaning just requires wiping with a damp cloth or sponge. Basic stains can be removed with a mild detergent or a general purpose cleaner. To remove persistent stains or light scratches, scrub the surface with an abrasive cleaner and a green Scotch-Brite® pad.

Standards and Ratings

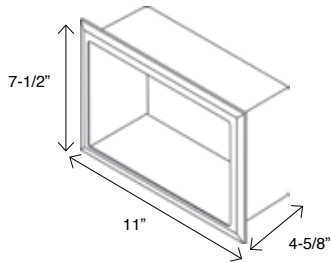
American Society of Testing and Materials (ASTM) E-84: Class A Flame Spread Rating American National Standard Institute - ANSI Z124.6

International Association of Plumbing and Mechanical Officials (IAPMO) - Listed cUPC listed - Certified to CSA Test Standard B45.5 by IAPMO
Uniform Plumbing Code (UPC)

Support Documents

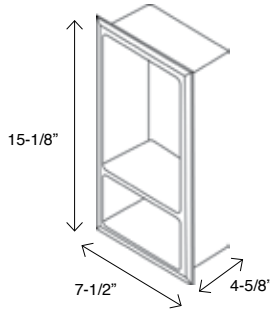
Installation instructions available at transolid.com

Manufactured from Transolid® solid surface.
For use with Remodel Solid Surface Walls. On-site installation required.

Horizontal Shower Caddy


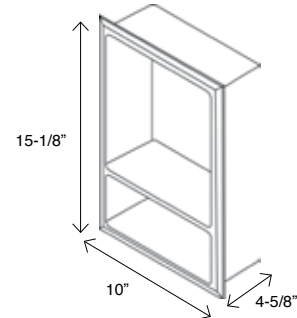
- Recessed or surface mount.
- Convenient storage.

	L x H x D	Wt.
RWSH1107	11" x 7½" x 4⅝"	8

Vertical Shower Caddy


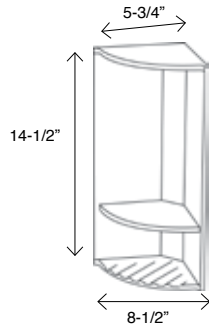
- Recessed or surface mount.
- Convenient storage.

	L x H x D	Wt.
RWSV0715	7½" x 15⅛" x 4⅝"	10

Vertical Shower Caddy


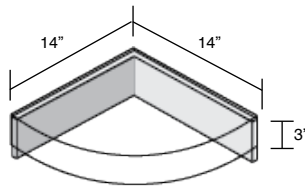
- Recessed or surface mount.
- Convenient storage.

	L x H x D	Wt.
RWSV1015	10" x 15⅛" x 4⅝"	11.5

Corner Shower Caddy


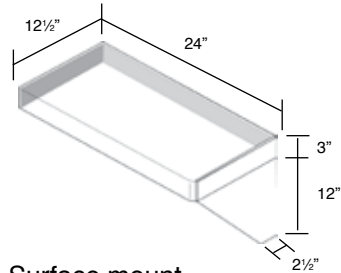
- Recessed or surface mount.
- Convenient storage.

	L x H x D	Wt.
RWSC0814	8½" x 14¼" x 5¾"	10

Corner Shower Seat


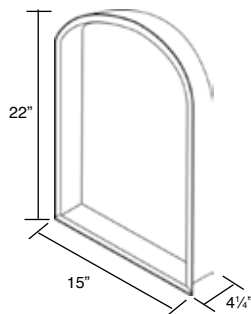
- Surface mount.
- Metal frame support covered in matching color material.
- Up to 250 lbs. capacity.

	L x W x H	Wt.
CSS1414	14½" x 14½" x 3"	12

Rectangular Shower Seat


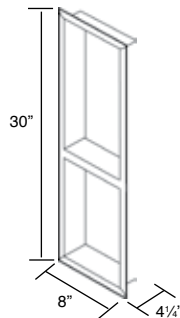
- Surface mount.
- Rectangular seat with side panel.
- Up to 250 lbs. capacity.

	L x W x H	Wt.
RSSK2412	23" x 12½" x 3" seat 12" x 12" x ½" panel	22

Arched Wall Pocket


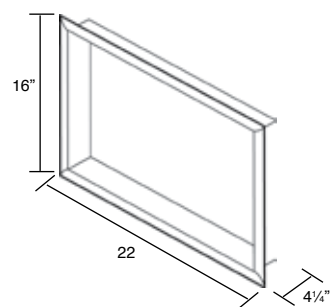
- Recessed or surface mount.
- Convenient storage.

	L x W x H	Wt.
WSA1522	15" x 4¼" x 22"	12

Vertical Wall Pocket


- Recessed or surface mount.
- Convenient storage.

	L x W x H	Wt.
WSV0830	8" x 4¼" x 30"	11

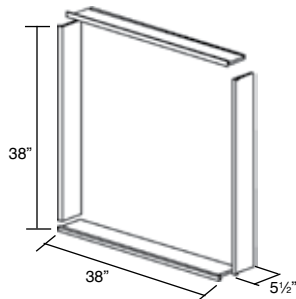
Horizontal Wall Pocket


- Recessed or surface mount.
- Convenient storage.

	L x W x H	Wt.
WHS2216	22" x 4¼" x 16"	11

Manufactured from Transolid® solid surface.
For use with Remodel Solid Surface Walls. On-site installation required.

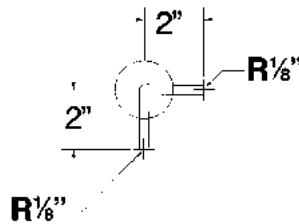
Window Trim Kit



- 1 horizontal sill panel, 2 vertical & 1 horizontal jamb panel.
- Fits opening up to 36"x36"x5.5".

	L x H x D	Wt.
WTK36	38" x 5 1/2" x 38"	40

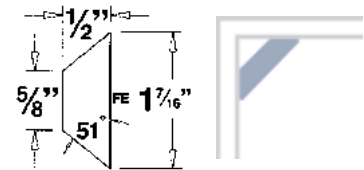
Outside Corner Molding



- Surface mount.
- Sold each piece.

	L x W x D	Wt.
OSCT000962	96" x 2" x 1/4"	12

Flat Inside Molding



- Surface mount.
- Sold each piece.

	L x W x D	Wt.
FICM000962	96" x 5/8" x 1/2"	9

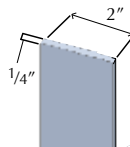
Over Tile trim



- Finish trim for use over tile
- Surface mount.
- Set of 2 pieces.

	L x W x D	Wt.
OTTK000602	60" x 2" x 1"	4
OTTK000722	72" x 2" x 1"	5
OTTK000962	96" x 2" x 1"	6

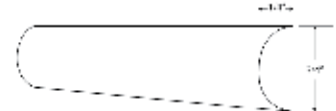
Batten Molding



- Surface mount.
- Sold each piece.

	L x W x D	Wt.
BATN000601	60" x 2" x 1/4"	4.5
BATN000721	72" x 2" x 1/4"	10.5
BATN000961	96" x 2" x 1/4"	13.0

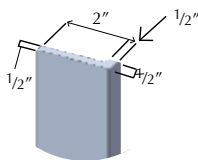
Bullnose Molding



- Surface mount.
- Sold each piece.

	L x W x D	Wt.
BNT0003601	36" x 3/4" x 3/4"	4.5
BNT0004801	48" x 3/4" x 3/4"	10.5
BNT0006001	60" x 3/4" x 3/4"	13.0

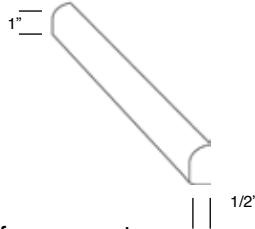
Wall Edge Trim



- Set of 2 pieces
- TRIM000602 fits 60"H tub surrounds
- TRIM000722 fits 72"H shower walls
- TRIM000962 fits 96"H shower walls

	L x W x D	Wt.
TRIM000602	60" x 2" x 3/4"	8
TRIM000722	72" x 2" x 3/4"	9
TRIM000962	96" x 2" x 3/4"	12

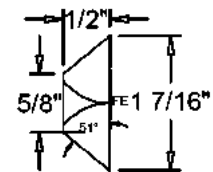
Shoe Molding



- Surface mount.
- Sold each piece.

	L x W x D	Wt.
SHOE000602	60" x 1" x 1/2"	1.9
SHOE000722	72" x 1" x 1/2"	2.3
SHOE000962	96" x 1" x 1/2"	3.0

Coped Inside Corner Molding

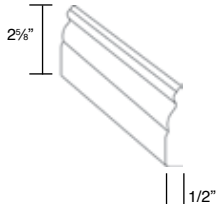


- Use for out-of-square installation of solid surface shower or tub walls.
- Set of 2 pieces.

	L x W x D	Wt.
CFCM000602	60" x 1 1/2" x 1/2"	7
CFCM000722	72" x 1 1/2" x 1/2"	8

Manufactured from Transolid® solid surface.
For use with Remodel Solid Surface Walls. On-site installation required.

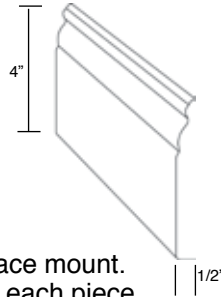
Mini Crown Molding



- Surface mount.
- Sold each piece.

	L x H x D	Wt.
MC601	60" x 2½" x 1½"	5
MC721	72" x 2½" x 1½"	6
MC961	96 x 2½" x 1½"	8

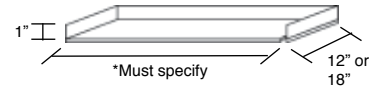
Baseboard Molding



- Surface mount.
- Sold each piece.

	L x H x D	Wt.
BMM6004	60" x 4" x 1½"	8.0
BMM7204	72" x 4" x 1½"	9.6
BMM9604	96 x 4" x 1½"	12.8

Wall to Wall Bench Seat for custom shower installation



- Designed to be installed between stud walls.
- Sold per lineal foot.

	L x W x H	Wt.
WWB12	xx* x 12" x 1"	
WWB18	xx* x 18" x 1"	

FEATURES

- 36" x 36" Shower Walls for new and existing construction.
- Thick 1/4" 100% solid surface material bonded to an 1-1/4" thick aluminum honeycomb polyurethane filled backer for superior strength. Solid surface material is easy to clean and will not support bacteria growth.
- 3-piece wall design glues directly to studs with supplied adhesive. Back wall can be alternately installed with aluminum hanging rail provided.
- Aluminum channel joints for easy installation and uniform structure.
- Four wall shelves included for convenient storage
- Wall Kit includes 8" long chrome shower arm, 15" slotted hanging rail, four 11-oz. tubes quick dry panel adhesive and two 11-oz. tubes 100% silicone adhesive.

WARRANTY


- 10 Year Limited Residential Warranty
- 3 Year Commercial Warranty

COLORS

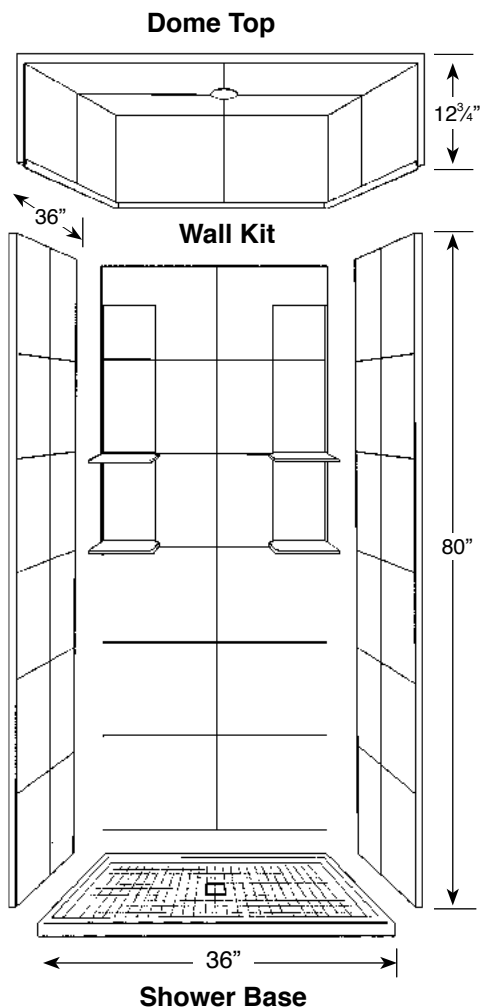
- 3 Transitions colors with a 16" square tile pattern.

OPTIONS

- Dome Top slides in place and sits on top of the shower walls forming a complete 8' shower enclosure. The dome contains (1) waterproof UL approved 12 volt LED light (40 year life).
- Shower base with concealed drain.
- Corner or Rectangular Shower Seats also available. See Accessories Specification sheet for details.



Aluminum Channel Joints
for easy installation




DIRECT-TO-STUD

Specifications

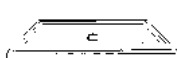
	SIZE	MODEL NO.	DESCRIPTION	Width	Depth	Height	Ship Wt.
COMPLETE SHOWER KITS							
<input type="checkbox"/>	36" x 36"	DKWF3668	Walls & Base Kit	36"	36"	83"	470
<input type="checkbox"/>	36" x 36"	DKWFT3668	Walls, Base, Dome Kit	36"	36"	95 3/4"	523
SHOWER WALLS (only) KIT							
<input type="checkbox"/>	36" x 36"	DKW3668	Wall Kit	36"	36"	80"	362
	36" x 80"	DB3668	Back Wall (1 pc.)	36"		80"	190
	36" x 80"	DE368	End Wall Set (2 pcs.)		36"	80"	172
INDIVIDUAL COMPONENTS							
<input type="checkbox"/>	36" x 36"	F3636	Shower Base	36"	36"	3"	108
<input type="checkbox"/>	36" x 36"	T3661	Dome Top	36"	36"	12 3/4"	53

Shower Wall Colors:



	Shower Walls	Shower Base
<input type="checkbox"/>	91 White Carrara	11 Storm
<input type="checkbox"/>	94 Sand Mountain	14 Sand
<input type="checkbox"/>	96 Almond Sky	05 Almond

Shower Base Colors:



Maintenance & Cleaning Information

Daily cleaning just requires wiping with a damp cloth or sponge. Basic stains can be removed with a mild detergent or a general purpose cleaner. To remove persistent stains or light scratches, scrub the surface with an abrasive cleaner and a green Scotch-Brite® pad.

Standards and Ratings

IGC 154-2012
ASME A112.18.1 / CSA B125.125.1-11
cUPC®

Support Documents

Installation instructions available at transolid.com

Shower Door Opening

	Max. Width	Max. Height
DKW3668	33"	80"

FEATURES

- 48" x 34" Shower Walls for new and existing construction.
- Thick 1/4" 100% solid surface material bonded to an 1-1/4" thick aluminum honeycomb polyurethane filled backer for superior strength. Solid surface material is easy to clean and will not support bacteria growth.
- 4-piece wall design glues directly to studs with supplied adhesive. Back wall can be alternately installed with aluminum hanging rail provided.
- Aluminum channel joints for easy installation and uniform structure.
- Four wall shelves included for convenient storage
- Wall Kit includes one pc. bullnose molding for use over lap joint on backwall, 8" long chrome shower arm, 15" slotted hanging rail, four 11-oz. tubes quick dry panel adhesive and two 11-oz. tubes 100% silicone adhesive.

WARRANTY

- 10 Year Limited Residential Warranty
- 3 Year Commercial Warranty

COLORS

- 3 Transitions colors with a 16" square tile pattern.

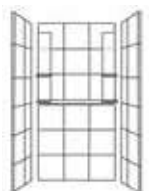
OPTIONS

- Dome Top slides in place and sits on top of the shower walls forming a complete 8' shower enclosure. The dome contains (2) waterproof UL approved 12 volt LED lights (40 year life).
- Shower base with concealed drain.
- Corner or Rectangular Shower Seats also available. See Accessories Specification sheet for details.

Specifications

	SIZE	MODEL NO.	DESCRIPTION	Width	Depth	Height	Ship Wt.
COMPLETE SHOWER KITS							
<input type="checkbox"/>	48" x 34"	DKWF4848	Walls & Base Kit	48"	34"	83"	534
<input type="checkbox"/>	48" x 34"	DKWFT4848	Walls, Base, Dome Kit	48"	34"	95 ³ / ₄ "	596
SHOWER WALLS (only) KIT							
<input type="checkbox"/>	48" x 34"	DKW4848	Wall Kit	48"	34"	80"	398
	48" x 80"	DB488	Back Wall (2 pcs.)	48"		80"	226
	34" x 80"	DE348	End Wall Set (2 pcs.)		34"	80"	172
INDIVIDUAL COMPONENTS							
<input type="checkbox"/>	48" x 34"	F4834	Shower Base	48"	34"	3"	136
<input type="checkbox"/>	48" x 34"	T4841	Dome Top	48"	34"	12 ³ / ₄ "	62

Shower Wall Colors:

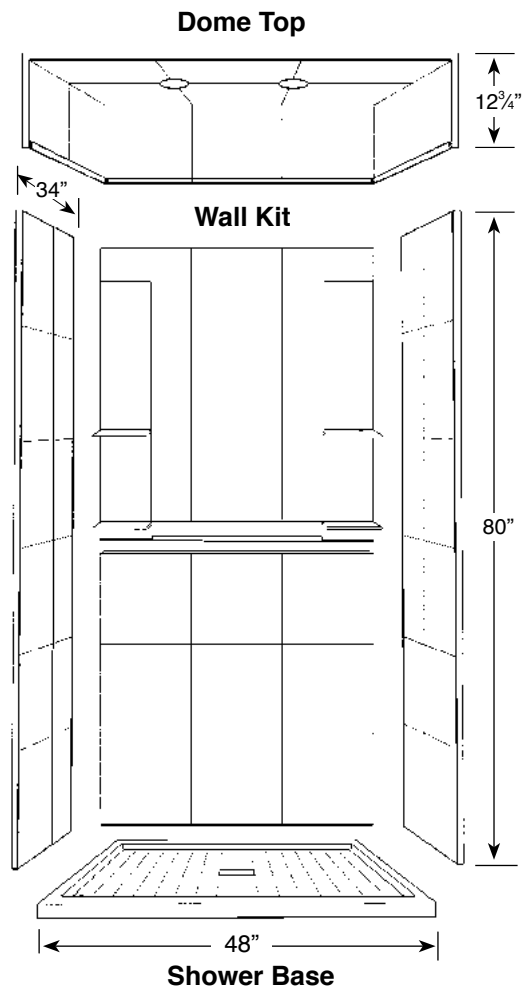


	Shower Walls	Shower Base
<input type="checkbox"/>	91 White Carrara	11 Storm
<input type="checkbox"/>	94 Sand Mountain	14 Sand
<input type="checkbox"/>	96 Almond Sky	05 Almond

Shower Base Colors:



Manufactured from Transolid® solid surface
Recommended for new and existing construction



Maintenance & Cleaning Information

Daily cleaning just requires wiping with a damp cloth or sponge. Basic stains can be removed with a mild detergent or a general purpose cleaner. To remove persistent stains or light scratches, scrub the surface with an abrasive cleaner and a green Scotch-Brite® pad.

Standards and Ratings

IGC 154-2012
ASME A112.18.1 / CSA B125.125.1-11
cUPC®

Support Documents

Installation instructions available at transolid.com

Shower Door Opening

	Max. Width	Max. Height
DKW4848	45"	80"

FEATURES

- 60" x 30" Shower Walls for new and existing construction.
- Thick 1/4" 100% solid surface material bonded to an 1-1/4" thick aluminum honeycomb polyurethane filled backer for superior strength. Solid surface material is easy to clean and will not support bacteria growth.
- 4-piece wall design glues directly to studs with supplied adhesive. Back wall can be alternately installed with aluminum hanging rail provided.
- Aluminum channel joints for easy installation and uniform structure.
- Four wall shelves included for convenient storage
- Wall Kit includes one pc. bullnose molding for use over lap joint on back wall, 8" long chrome shower arm, 15" slotted hanging rail, four 11-oz. tubes quick dry panel adhesive and two 11-oz. tubes 100% silicone adhesive.

WARRANTY


- 10 Year Limited Residential Warranty
- 3 Year Commercial Warranty

COLORS

- 3 Transitions colors with a 16" square tile pattern.

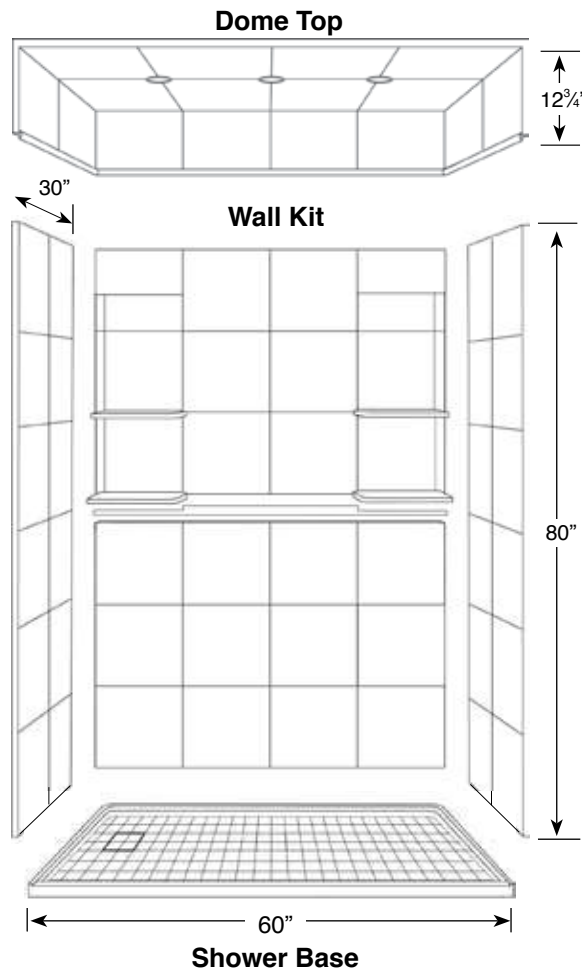
OPTIONS

- Dome Top slides in place and sits on top of the shower walls forming a complete 8' shower enclosure. The dome contains (3) waterproof UL approved 12 volt LED lights (40 year life).
- Shower base with concealed drain.
- Corner or Rectangular Shower Seats also available. See Accessories Specification sheet for details.



Aluminum Channel Joints
for easy installation

Manufactured from Transolid® solid surface
Recommended for new and existing construction

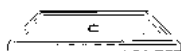


Specifications

	SIZE	LEFT HAND MODEL NO		RIGHT HAND MODEL NO	Width	Depth	Height	Ship Wt.
COMPLETE SHOWER KITS								
	Walls & Base Kit							
<input type="checkbox"/>	60" x 30"	DKWF6008L	<input type="checkbox"/>	DKWF6008R	60"	30"	83"	587
	Walls, Base & Extension Walls Kit							
<input type="checkbox"/>	60" x 30"	DKWFT6008L	<input type="checkbox"/>	DKWFT6008R	60"	30"	95¾"	660
SHOWER WALLS (only) KIT								
<input type="checkbox"/>	60" x 30"	DKW6008			60"	30"	80"	431
	60" x 80"	DB608 Back Wall (2 pcs.)			60"		80"	259
	30" x 80"	DE308 End Wall Set (2 pcs.)			30"		80"	172
INDIVIDUAL COMPONENTS								
	Shower Base							
<input type="checkbox"/>	60" x 30"	F6030L	<input type="checkbox"/>	F6030R	60"	30"	3"	156
	Dome Top							
<input type="checkbox"/>	60" x 30"	T6001			60"	30"	12¾"	73



	Shower Walls	Shower Base
<input type="checkbox"/>	91 White Carrara	11 Storm
<input type="checkbox"/>	94 Sand Mountain	14 Sand
<input type="checkbox"/>	96 Almond Sky	05 Almond



Maintenance & Cleaning Information

Daily cleaning just requires wiping with a damp cloth or sponge. Basic stains can be removed with a mild detergent or a general purpose cleaner. To remove persistent stains or light scratches, scrub the surface with an abrasive cleaner and a green Scotch-Brite® pad.

Standards and Ratings

IGC 154-2012
ASME A112.18.1 / CSA B125.125.1-11
cUPC®

Support Documents

Installation instructions available at transolid.com

Shower Door Opening

	Max. Width	Max. Height
DKW6008	57"	80"

FEATURES

- 60" x 32" Shower Walls for new and existing construction.
- Thick 1/4" 100% solid surface material bonded to an 1-1/4" thick aluminum honeycomb polyurethane filled backer for superior strength. Solid surface material is easy to clean and will not support bacteria growth.
- 4-piece wall design glues directly to studs with supplied adhesive. Back wall can be alternately installed with aluminum hanging rail provided.
- Aluminum channel joints for easy installation and uniform structure.
- Four wall shelves included for convenient storage
- Wall Kit includes one pc. bullnose molding for use over lap joint on back wall, 8" long chrome shower arm, 15" slotted hanging rail, four 11-oz. tubes quick dry panel adhesive and two 11-oz. tubes 100% silicone adhesive.

WARRANTY


- 10 Year Limited Residential Warranty
- 3 Year Commercial Warranty

COLORS

- 3 Transitions colors with a 16" square tile pattern.

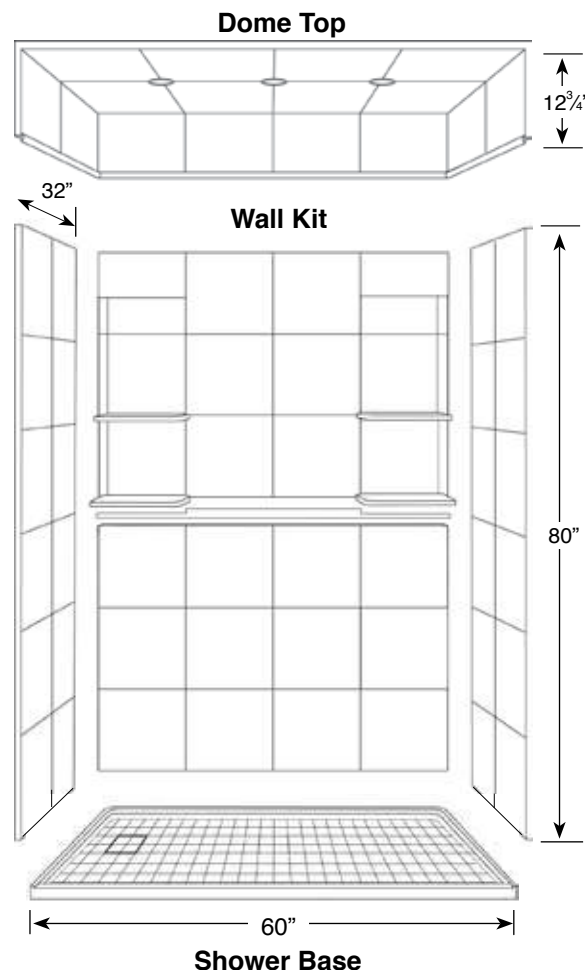
OPTIONS

- Dome Top slides in place and sits on top of the shower walls forming a complete 8' shower enclosure. The dome contains (3) waterproof UL approved 12 volt LED lights (40 year life).
- Shower base with concealed drain.
- Corner or Rectangular Shower Seats also available. See Accessories Specification sheet for details.



Aluminum Channel Joints
for easy installation

Manufactured from Transolid® solid surface
Recommended for new and existing construction

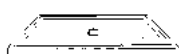


Specifications

	SIZE	LEFT HAND MODEL NO		RIGHT HAND MODEL NO	Width	Depth	Height	Ship Wt.
COMPLETE SHOWER KITS								
	Walls & Base Kit							
<input type="checkbox"/>	60" x 32"	DKWF6028L	<input type="checkbox"/>	DKWF6028R	60"	32"	83"	587
	Walls, Base & Extension Walls Kit							
<input type="checkbox"/>	60" x 32"	DKWFT6028L	<input type="checkbox"/>	DKWFT6028R	60"	32"	95¾"	660
SHOWER WALLS (only) KIT								
<input type="checkbox"/>	60" x 32"	DKW6028			60"	32"	80"	431
	60" x 80"	DB608 Back Wall (2 pcs.)			60"		80"	259
	32" x 80"	DE328 End Wall Set (2 pcs.)			32"		80"	172
INDIVIDUAL COMPONENTS								
	Shower Base							
<input type="checkbox"/>	60" x 32"	F6032L	<input type="checkbox"/>	F6032R	60"	32"	3"	160
	Dome Top							
<input type="checkbox"/>	60" x 32"	T6021			60"	32"	12¾"	76



	Shower Walls	Shower Base
<input type="checkbox"/>	91 White Carrara	11 Storm
<input type="checkbox"/>	94 Sand Mountain	14 Sand
<input type="checkbox"/>	96 Almond Sky	05 Almond



Maintenance & Cleaning Information

Daily cleaning just requires wiping with a damp cloth or sponge. Basic stains can be removed with a mild detergent or a general purpose cleaner. To remove persistent stains or light scratches, scrub the surface with an abrasive cleaner and a green Scotch-Brite® pad.

Standards and Ratings

IGC 154-2012
ASME A112.18.1 / CSA B125.125.1-11
cUPC®

Support Documents

Installation instructions available at transolid.com

Shower Door Opening

	Max. Width	Max. Height
DKW6028	57"	80"

FEATURES

- 60" x 36" Shower Walls for new and existing construction.
- Thick 1/4" 100% solid surface material bonded to an 1-1/4" thick aluminum honeycomb polyurethane filled backer for superior strength. Solid surface material is easy to clean and will not support bacteria growth.
- 4-piece wall design glues directly to studs with supplied adhesive. Back wall can be alternately installed with aluminum hanging rail provided.
- Aluminum channel joints for easy installation and uniform structure.
- Four wall shelves included for convenient storage
- Wall Kit includes one pc. bullnose molding for use over lap joint on back wall, 8" long chrome shower arm, 15" slotted hanging rail, four 11-oz. tubes quick dry panel adhesive and two 11-oz. tubes 100% silicone adhesive.

WARRANTY


- 10 Year Limited Residential Warranty
- 3 Year Commercial Warranty

COLORS

- 3 Transitions colors with a 16" square tile pattern.

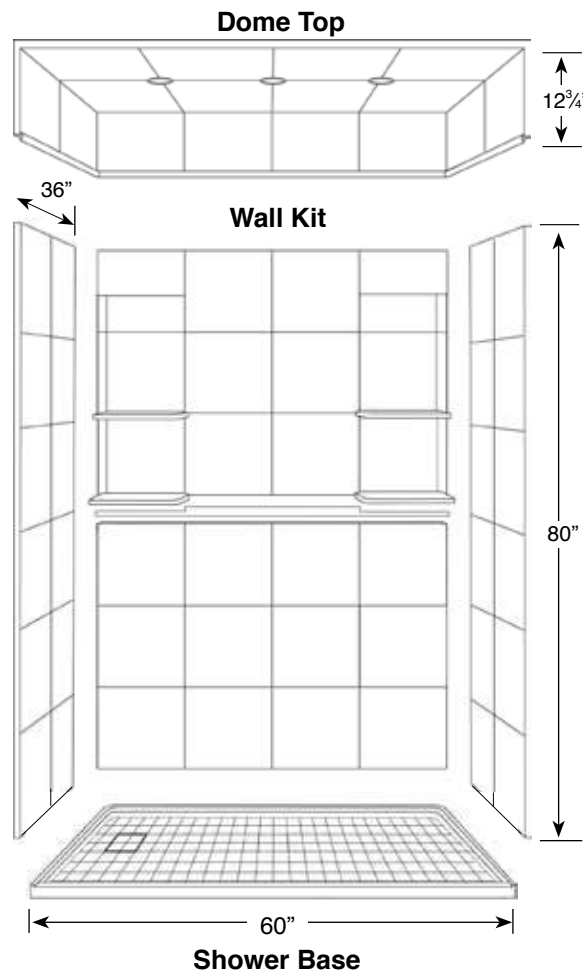
OPTIONS

- Dome Top slides in place and sits on top of the shower walls forming a complete 8' shower enclosure. The dome contains (3) waterproof UL approved 12 volt LED lights (40 year life).
- Shower base with concealed drain.
- Corner or Rectangular Shower Seats also available. See Accessories Specification sheet for details.



Aluminum Channel Joints
for easy installation

Manufactured from Transolid® solid surface
Recommended for new and existing construction



Specifications

	SIZE	MODEL NO.	DESCRIPTION	Width	Depth	Height	Ship Wt.
COMPLETE SHOWER KITS							
<input type="checkbox"/>	60" x 36"	DKWF6068	Walls & Base Kit	60"	36"	83"	614
<input type="checkbox"/>	60" x 36"	DKWFT6068	Walls, Base, Dome Kit	60"	36"	95 3/4"	696
SHOWER WALLS (only) KIT							
<input type="checkbox"/>	60" x 36"	DKW6068	Wall Kit	60"	36"	80"	434
	60" x 80"	DB608	Back Wall (2 pcs.)	60"		80"	259
	36" x 80"	DE368	End Wall Set (2 pcs.)		36"	80"	172
INDIVIDUAL COMPONENTS							
<input type="checkbox"/>	60" x 36"	F6036	Shower Base	60"	36"	3"	180
<input type="checkbox"/>	60" x 36"	T6061	Dome Top	60"	36"	12 3/4"	82

Maintenance & Cleaning Information

Daily cleaning just requires wiping with a damp cloth or sponge. Basic stains can be removed with a mild detergent or a general purpose cleaner. To remove persistent stains or light scratches, scrub the surface with an abrasive cleaner and a green Scotch-Brite® pad.

Standards and Ratings

IGC 154-2012
ASME A112.18.1 / CSA B125.125.1-11
cUPC®

Support Documents

Installation instructions available at transolid.com

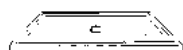
Shower Door Opening

	Max. Width	Max. Height
DKW6068	57"	80"

Shower Wall Colors:



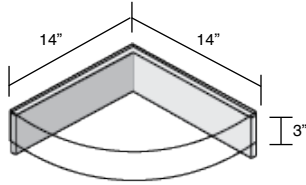
Shower Base Colors:



	Shower Walls	Shower Base
<input type="checkbox"/>	91 White Carrara	11 Storm
<input type="checkbox"/>	94 Sand Mountain	14 Sand
<input type="checkbox"/>	96 Almond Sky	05 Almond

Manufactured from Transolid® solid surface.
For use with Direct-to-Stud Walls. On-site installation required.

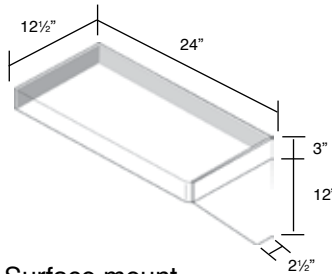
Corner Shower Seat



- Surface mount.
- Metal frame support covered in matching color material.
- Up to 250 lbs. capacity.

	L x W x H	Wt.
CSS1414	14½" x 14½" x 3"	12


Rectangular Shower Seat



- Surface mount.
- Aluminum support frame.
- Up to 250 lbs. capacity.

	L x W x H	Wt.
RSS2412	23" x 12½" x 3"	22

Traditional Shelving Kit



- Replace contemporary shelves that come std. with DTS showers
- Package of 4 shelves.

	Size	Use with	Wt.
DCSK8-	8"	36", 39", 48"	6
DCSK4-	14½"	60"	10
DCSK5-	15½"	63"	10

8" Shower Arm



- Allows shower head installed in shower wall.
- Sold each piece.

	Finish	Wt.
150567-04-00	Pol. Chrome	1
150567-04-10	Brushed Nickel	1
150567-04-12	Oil Rub Bronze	1

Shower Arm Nipple Extension

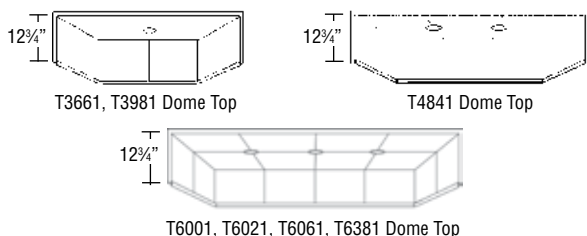


- Brass
- Brings reg. shower arm to face of the Direct-To-Stud wall.
- Sold each.

	L x Diameter	Wt.
11-4841	1½" x 1/2"	0.5

Dome Top

- Dome Top for use with Direct-to-Stud showers slides in place and sits on top of the shower walls forming a complete 8' shower enclosure. Dome top has water-proof UL approved 12 volt LED lights (40 year life).
- Thick 1/4" 100% solid surface material bonded to an 1-1/4" thick aluminum honeycomb polyurethane filled backer for superior strength. Solid surface material is easy to clean and will not support bacteria growth.



	SIZE L x W x H	MODEL NO.	NO. OF LIGHTS	USE WITH WALL KIT	Ship Wt. (lbs.)
DOMES					
<input type="checkbox"/>	36" x 36" x 12¾"	T3661	1	DKW3668	53
<input type="checkbox"/>	39½" x 37¾" x 12¾"	T3981	1	DKW3988	58
<input type="checkbox"/>	48" x 34" x 12¾"	T4841	2	DKW4848	62
<input type="checkbox"/>	60" x 30" x 12¾"	T6001	3	DKW6008	73
<input type="checkbox"/>	60" x 32" x 12¾"	T6021	3	DKW6028	76
<input type="checkbox"/>	60" x 36" x 12¾"	T6061	3	DKW6068	82
<input type="checkbox"/>	63½" x 37¾" x 12¾"	T6381	3	DKW6388	86
Transition Colors					
<input type="checkbox"/>	91 White Carrara	<input type="checkbox"/>	94 Sand Mountain	<input type="checkbox"/>	01 White
<input type="checkbox"/>	92 Silver Mocha	<input type="checkbox"/>	96 Almond Sky	<input type="checkbox"/>	86 Sea Shore

* Classic Colors available on ADA Showers only



FEATURES

- 39½" x 37¾" Shower Walls for new and existing construction.
- Thick 1/4" 100% solid surface material bonded to an 1-1/4" thick aluminum honeycomb polyurethane filled backer for superior strength. Fire retardant wood backer. Solid surface material is easy to clean and will not support bacteria growth
- 3-piece wall design glues directly to studs with supplied adhesive. Back wall can be alternately installed with aluminum hanging rail provided.
- Aluminum channel joints for easy installation and uniform structure.
- Four wall shelves included for convenient storage
- Wall Kit includes 8" long chrome shower arm, 15" slotted hanging rail, four 11-oz. tubes quick dry panel adhesive and two 11-oz. tubes 100% silicone adhesive.

WARRANTY

- 10 Year Limited Residential Warranty
- 3 Year Commercial Warranty

COLORS

- 3 Transitions colors with a 16" square tile pattern.
- 2 Classic colors with plain pattern

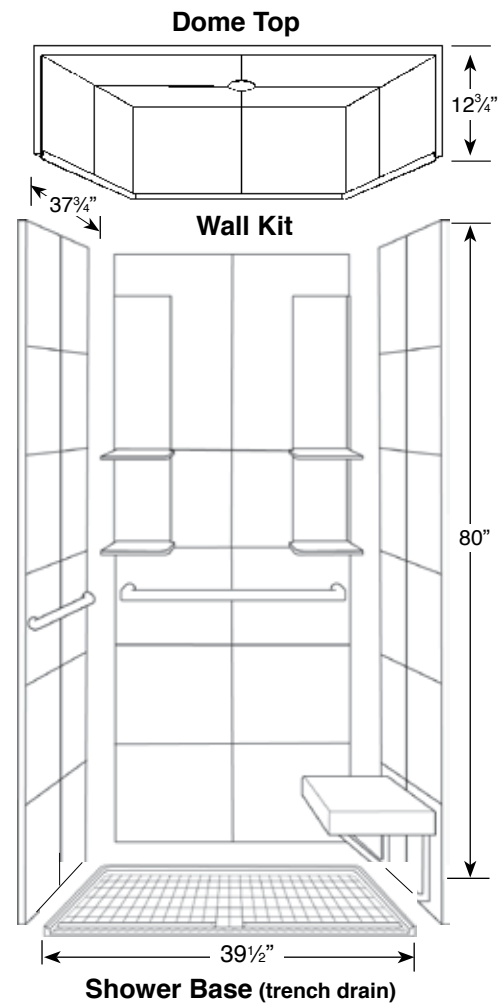
OPTIONS

- Dome Top slides in place and sits on top of the shower walls forming a complete 8' shower enclosure. The dome contains (1) waterproof UL approved 12 volt LED light (40 year life).
- Shower base with concealed drain. Trench drain (shown) and collapsible threshold (see separate specification sheet) models available.
- Safety grab bar sets, personal hand shower and fold-up shower seat.


Specifications

	SIZE	MODEL NO.	DESCRIPTION	Width	Depth	Height	Ship Wt.
COMPLETE SHOWER KITS							
Shower Kits with Trench Drain Base							
<input type="checkbox"/>	39" x 38"	DKWFG3988	Walls & Base Kit	39½"	37¾"	83"	502
<input type="checkbox"/>	39" x 38"	DKWFGT3988	Walls, Base, Dome Kit	39½"	37¾"	95¾"	560
SHOWER WALLS (only) KIT							
<input type="checkbox"/>	39" x 38"	DKW3988	Wall Kit	39½"	37¾"	80"	378
	39" x 80"	DB398A	Back Wall (1 pc.)	39½"		80"	198
	38" x 80"	DE388A	End Wall Set (2 pcs.)		37¾"	80"	180
INDIVIDUAL COMPONENTS							
<input type="checkbox"/>	39" x 38"	T3981	Dome Top	39½"	37¾"	12¾"	58
SHOWER BASE							
<input type="checkbox"/>	39" x 38"	FG3938	Trench Drain	39½"	37¾"	3"	124

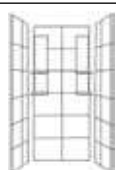

Manufactured from Transolid® solid surface
Recommended for new and existing construction

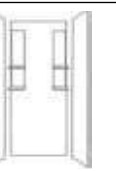



DIRECT-TO-STUD



Additional information on following page

	Shower Walls 16" Sq. Tile Pattern		Shower Base 2¼" Sq. Tile Pattern
<input type="checkbox"/>	91 White Carrara	<input type="checkbox"/>	11 Storm
<input type="checkbox"/>	94 Sand Mountain	<input type="checkbox"/>	14 Sand
<input type="checkbox"/>	96 Almond Sky	<input type="checkbox"/>	05 Almond

	Shower Walls Plain (no pattern)		Shower Base 2¼" Sq. Tile Pattern
<input type="checkbox"/>	01 White	<input type="checkbox"/>	01 White
<input type="checkbox"/>	86 Sea Shore	<input type="checkbox"/>	86 Sea Shore



Maintenance and Cleaning Information


Daily cleaning just requires wiping with a damp cloth or sponge. Basic stains can be removed with a mild detergent or a general purpose cleaner. To remove persistent stains or light scratches, scrub the surface with an abrasive cleaner and a green Scotch-Brite® pad.

Standards and Ratings

IGC 154-2012

ASME A112.18.1 / CSA B125.125.1-11

cUPC®

 Showers will comply with the Americans with Disabilities Act when installed per requirements of the 2010 ADA Standards for Accessible Design, Section 608 Shower Compartments, of the Act.

Support Documents

Installation instructions available at
transolid.com

OPTIONS: ACCESSORIES

Available for on-site installation. Must be ordered separately.
 See Accessories Specification for further information.

SHOWER SEAT & GRAB BAR SETS

	MODEL	DESCRIPTION
<input type="checkbox"/>	H2513	Rectangular Fold-up Seat
<input type="checkbox"/>	GB1529PS	1¼" Grab Bar Set: (1) 29" , (1) 15" Stainless
<input type="checkbox"/>	GB2929PS	1¼" Grab Bar Set: (3) 29" Pol. Stainless
<input type="checkbox"/>	GBHS18PS	Hand Shower with 18" ADA Bar



**Aluminum
Channel
Joints**
for easy
installation



FEATURES

- 39½" x 37¾" Shower Walls for new and existing construction.
- Thick 1/4" 100% solid surface material bonded to an 1-1/4" thick aluminum honeycomb polyurethane filled backer for superior strength. Fire retardant wood backer. Solid surface material is easy to clean and will not support bacteria growth
- 3-piece wall design glues directly to studs with supplied adhesive. Back wall can be alternately installed with aluminum hanging rail provided.
- Aluminum channel joints for easy installation and uniform structure.
- Four wall shelves included for convenient storage
- Wall Kit includes 8" long chrome shower arm, 15" slotted hanging rail, four 11-oz. tubes quick dry panel adhesive and two 11-oz. tubes 100% silicone adhesive.

WARRANTY

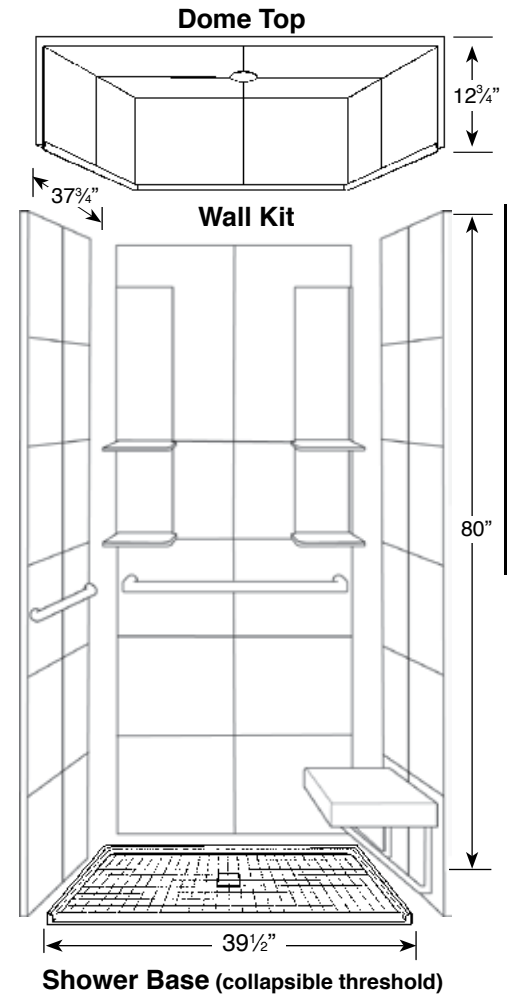

- 10 Year Limited Residential Warranty
- 3 Year Commercial Warranty

COLORS

- 3 Transitions colors with a 16" square tile pattern.
- 2 Classic colors with plain pattern

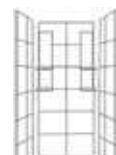
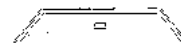
OPTIONS

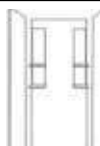

- Dome Top slides in place and sits on top of the shower walls forming a complete 8' shower enclosure. The dome contains (1) waterproof UL approved 12 volt LED light (40 year life).
- Shower base with concealed drain. Collapsible threshold (shown) and trench drain (see separate specification sheet) models available.
- Safety grab bar sets, personal hand shower and fold-up shower seat.



Specifications

	SIZE	MODEL NO.	DESCRIPTION	Width	Depth	Height	Ship Wt.
COMPLETE SHOWER KITS							
Shower Kits with Collapsible Threshold Base							
<input type="checkbox"/>	39" x 38"	DKWFC3988	Walls & Base Kit	39½"	37¾"	83"	502
<input type="checkbox"/>	39" x 38"	DKWFCT3988	Walls, Base, Dome Kit	39½"	37¾"	95¾"	560
SHOWER WALLS (only) KIT							
<input type="checkbox"/>	39" x 38"	DKW3988	Wall Kit	39½"	37¾"	80"	378
	39" x 80"	DB398A	Back Wall (1 pc.)	39½"		80"	198
	38" x 80"	DE388A	End Wall Set (2 pcs.)		37¾"	80"	180
INDIVIDUAL COMPONENTS							
<input type="checkbox"/>	39" x 38"	T3981	Dome Top	39½"	37¾"	12¾"	58
SHOWER BASE							
<input type="checkbox"/>	39" x 38"	FC3938	Collapsible Threshold	39½"	37¾"	3"	124

	
Shower Walls 16" Sq. Tile Pattern	Shower Base 2¼" Sq. Tile Pattern
<input type="checkbox"/> 91 White Carrara	<input type="checkbox"/> 11 Storm
<input type="checkbox"/> 94 Sand Mountain	<input type="checkbox"/> 14 Sand
<input type="checkbox"/> 96 Almond Sky	<input type="checkbox"/> 05 Almond

	
Shower Walls Plain (no pattern)	Shower Base 2¼" Sq. Tile Pattern
<input type="checkbox"/> 01 White	<input type="checkbox"/> 01 White
<input type="checkbox"/> 86 Sea Shore	<input type="checkbox"/> 86 Sea Shore

Additional information on following page

Maintenance and Cleaning Information

Daily cleaning just requires wiping with a damp cloth or sponge. Basic stains can be removed with a mild detergent or a general purpose cleaner. To remove persistent stains or light scratches, scrub the surface with an abrasive cleaner and a green Scotch-Brite® pad.

Standards and Ratings

IGC 154-2012

ASME A112.18.1 / CSA B125.125.1-11

cUPC®

 Showers will comply with the Americans with Disabilities Act when installed per requirements of the 2010 ADA Standards for Accessible Design, Section 608 Shower Compartments, of the Act.

Support Documents


Installation instructions available at
transolid.com

OPTIONS: ACCESSORIES

Available for on-site installation. Must be ordered separately.
See Accessories Specification for further information.

SHOWER SEAT & GRAB BAR SETS

	MODEL	DESCRIPTION
<input type="checkbox"/>	H2513	Rectangular Fold-up Seat
<input type="checkbox"/>	GB1529PS	1¼" Grab Bar Set: (1) 29" , (1) 15" Stainless
<input type="checkbox"/>	GB2929PS	1¼" Grab Bar Set: (3) 29" Pol. Stainless
<input type="checkbox"/>	GBHS18PS	Hand Shower with 18" ADA Bar



**Aluminum
Channel
Joints**
for easy
installation



FEATURES

- 63½" x 37¾" Shower Walls for new and existing construction.
- Thick 1/4" 100% solid surface material bonded to an 1-1/4" thick aluminum honeycomb polyurethane filled backer for superior strength. Fire retardant wood backer. Solid surface material is easy to clean and will not support bacteria growth
- 4-piece wall design glues directly to studs with supplied adhesive. Back wall can be alternately installed with aluminum hanging rail provided.
- Aluminum channel joints for easy installation and uniform structure.
- Four wall shelves included for convenient storage
- Wall Kit includes one pc. bullnose molding for use over lap joint on back wall, 8" long chrome shower arm, 15" slotted hanging rail, four 11-oz. tubes quick dry panel adhesive and two 11-oz. tubes 100% silicone adhesive.

WARRANTY

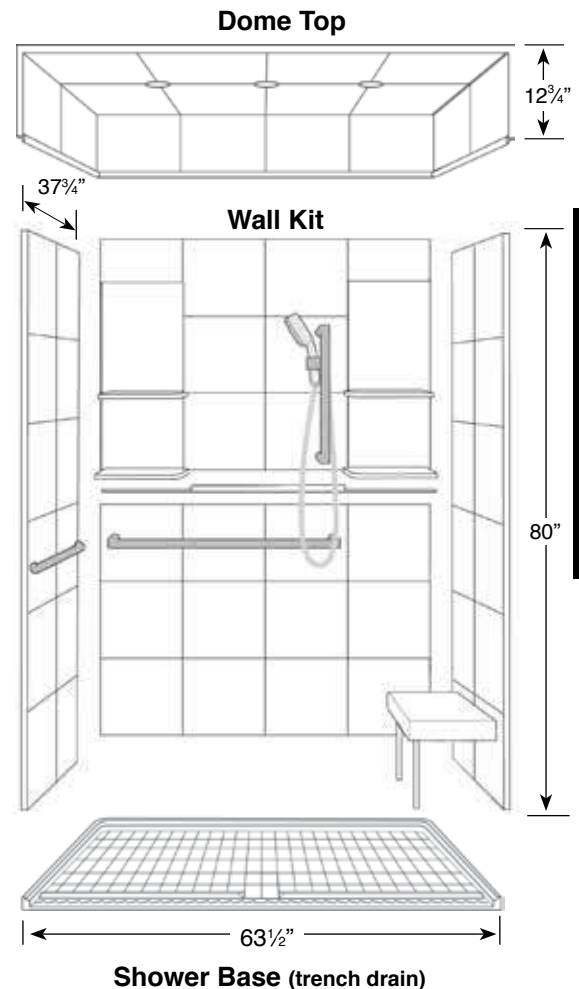

- 10 Year Ltd Residential Warranty
3 Year Commercial Warranty

COLORS

- 3 Transitions colors with a 16" square tile pattern.
- 2 Classic colors with plain pattern

OPTIONS

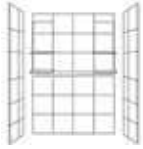

- Dome Top slides in place and sits on top of the shower walls forming a complete 8' shower enclosure. The dome contains (3) waterproof UL approved 12 volt LED lights (40 year life).
- Shower base with concealed drain. Trench drain (shown) and collapsible threshold (see separate specification sheet) models available.
- Safety grab bar sets, personal hand shower and fold-up shower seat.





DIRECT-TO-STUD

Specifications

	SIZE	MODEL NO.	DESCRIPTION	Width	Depth	Height	Ship Wt.
COMPLETE SHOWER KITS							
Shower Kits with Trench Drain Base							
<input type="checkbox"/>	63" x 38"	DKWFG6388	Walls & Base Kit	63½"	37¾"	83"	652
<input type="checkbox"/>	63" x 38"	DKWFGT6388	Walls, Base, Dome Kit	63½"	37¾"	95¾"	738
SHOWER WALLS (only) KIT							
<input type="checkbox"/>	63" x 38"	DKW6388	Wall Kit	63½"	37¾"	80"	452
	63" x 80"	DB638A	Back Wall (2 pcs.)	63½"		80"	272
	38" x 80"	DE388A	End Wall Set (2 pcs.)		37¾"	80"	180
INDIVIDUAL COMPONENTS							
<input type="checkbox"/>	63" x 38"	T6381	Dome Top	63½"	37¾"	12¾"	86
SHOWER BASE							
<input type="checkbox"/>	63" x 38"	FG6338	Trench Drain	63½"	37¾"	3"	200

	Shower Walls 16" Sq. Tile Pattern		Shower Base 2¼" Sq. Tile Pattern
<input type="checkbox"/>	91 White Carrara	<input type="checkbox"/>	11 Storm
<input type="checkbox"/>	94 Sand Mountain	<input type="checkbox"/>	14 Sand
<input type="checkbox"/>	96 Almond Sky	<input type="checkbox"/>	05 Almond

	Shower Walls Plain (no pattern)		Shower Base 2¼" Sq. Tile Pattern
<input type="checkbox"/>	01 White	<input type="checkbox"/>	01 White
<input type="checkbox"/>	86 Sea Shore	<input type="checkbox"/>	86 Sea Shore

Additional information on following page



Maintenance and Cleaning Information

Daily cleaning just requires wiping with a damp cloth or sponge. Basic stains can be removed with a mild detergent or a general purpose cleaner. To remove persistent stains or light scratches, scrub the surface with an abrasive cleaner and a green Scotch-Brite® pad.

Standards and Ratings

IGC 154-2012

ASME A112.18.1 / CSA B125.125.1-11

cUPC®



Showers will comply with the Americans with Disabilities Act when installed per requirements of the 2010 ADA Standards for Accessible Design, Section 608 Shower Compartments, of the Act.

Support Documents


Installation instructions available at
transolid.com

OPTIONS: ACCESSORIES

Available for on-site installation. Must be ordered separately.
 See Accessories Specification for further information.

SHOWER SEAT & GRAB BAR SETS

	MODEL	DESCRIPTION
<input type="checkbox"/>	H2513	Rectangular Fold-up Seat
<input type="checkbox"/>	GB3729PS	1¼" Grab Bar Set: (1) 29" , (1) 37" Pol. Stainless
<input type="checkbox"/>	GB5329PS	1¼" Grab Bar Set: (2) 29" , (1) 53" Pol. Stainless
<input type="checkbox"/>	GBHS18PS	Hand Shower with 18" ADA Bar



**Aluminum
Channel
Joints**
for easy
installation



FEATURES

- 63½" x 37¾" Shower Walls for new and existing construction.
- Thick 1/4" 100% solid surface material bonded to an 1-1/4" thick aluminum honeycomb polyurethane filled backer for superior strength. Fire retardant wood backer. Solid surface material is easy to clean and will not support bacteria growth
- 4-piece wall design glues directly to studs with supplied adhesive. Back wall can be alternately installed with aluminum hanging rail provided.
- Aluminum channel joints for easy installation and uniform structure.
- Four wall shelves included for convenient storage
- Wall Kit includes one pc. bullnose molding for use over lap joint on back wall, 8" long chrome shower arm, 15" slotted hanging rail, four 11-oz. tubes quick dry panel adhesive and two 11-oz. tubes 100% silicone adhesive.

WARRANTY

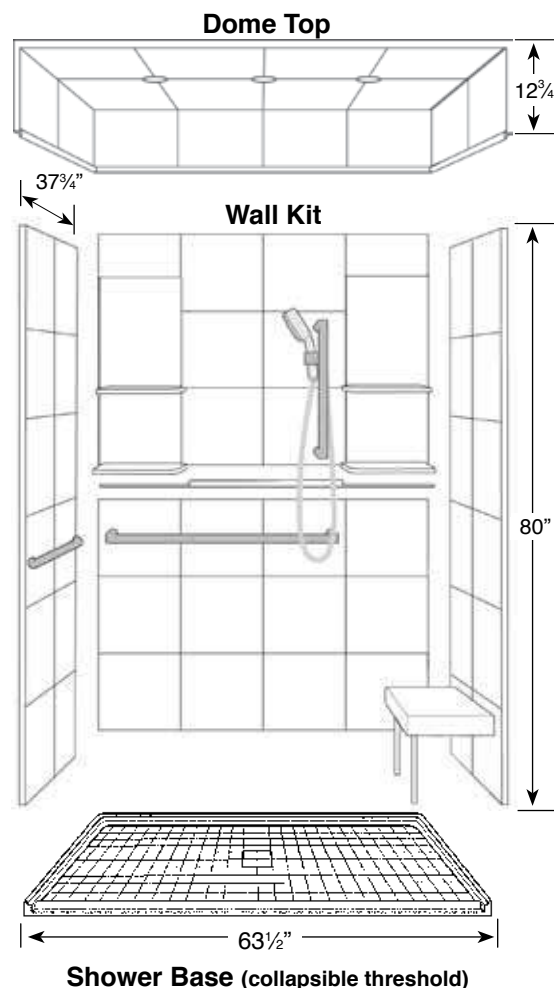

- 10 Year Ltd Residential Warranty
- 3 Year Commercial Warranty

COLORS

- 3 Transitions colors with a 16" square tile pattern.
- 2 Classic colors with plain pattern

OPTIONS

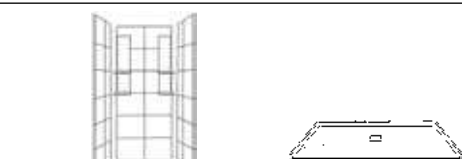

- Dome Top slides in place and sits on top of the shower walls forming a complete 8' shower enclosure. The dome contains (3) waterproof UL approved 12 volt LED lights (40 year life).
- Shower base with concealed drain. Collapsible threshold (shown) and trench drain (see separate specification sheet) models available.
- Safety grab bar sets, personal hand shower and fold-up shower seat.



DIRECT-TO-STUD

Specifications

	SIZE	MODEL NO.	DESCRIPTION	Width	Depth	Height	Ship Wt.
COMPLETE SHOWER KITS							
Shower Kits with Collapsible Threshold Base							
<input type="checkbox"/>	63" x 38"	DKWFC6388	Walls & Base Kit	63½"	37¾"	83"	652
<input type="checkbox"/>	63" x 38"	DKWFCT6388	Walls, Base, Dome Kit	63½"	37¾"	95¾"	738
SHOWER WALLS (only) KIT							
<input type="checkbox"/>	63" x 38"	DKW6388	Wall Kit	63½"	37¾"	80"	452
	63" x 80"	DB638A	Back Wall (2 pcs.)	63½"		80"	272
	38" x 80"	DE388A	End Wall Set (2 pcs.)		37¾"	80"	180
INDIVIDUAL COMPONENTS							
<input type="checkbox"/>	63" x 38"	T6381	Dome Top	63½"	37¾"	12¾"	86
SHOWER BASE							
<input type="checkbox"/>	63" x 38"	FC6338	Collapsible Threshold	63½"	37¾"	3"	200

	
Shower Walls 16" Sq. Tile Pattern	Shower Base 2¼" Sq. Tile Pattern
<input type="checkbox"/> 91 White Carrara	11 Storm
<input type="checkbox"/> 94 Sand Mountain	14 Sand
<input type="checkbox"/> 96 Almond Sky	05 Almond
	
Shower Walls Plain (no pattern)	Shower Base 2¼" Sq. Tile Pattern
<input type="checkbox"/> 01 White	01 White
<input type="checkbox"/> 86 Sea Shore	86 Sea Shore

Additional information on following page

Maintenance and Cleaning Information


Daily cleaning just requires wiping with a damp cloth or sponge. Basic stains can be removed with a mild detergent or a general purpose cleaner. To remove persistent stains or light scratches, scrub the surface with an abrasive cleaner and a green Scotch-Brite® pad.

Standards and Ratings

IGC 154-2012

ASME A112.18.1 / CSA B125.125.1-11

cUPC®

 Showers will comply with the Americans with Disabilities Act when installed per requirements of the 2010 ADA Standards for Accessible Design, Section 608 Shower Compartments, of the Act.

Support Documents

Installation instructions available at
transolid.com

OPTIONS: ACCESSORIES

Available for on-site installation. Must be ordered separately.
See Accessories Specification for further information.

SHOWER SEAT & GRAB BAR SETS

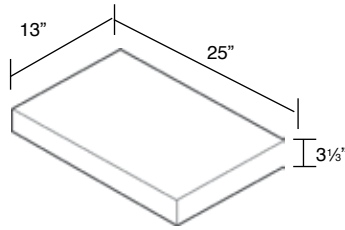
	MODEL	DESCRIPTION
<input type="checkbox"/>	H2513	Rectangular Fold-up Seat
<input type="checkbox"/>	GB3729PS	1¼" Grab Bar Set: (1) 29" , (1) 37" Pol. Stainless
<input type="checkbox"/>	GB5329PS	1¼" Grab Bar Set: (2) 29" , (1) 53" Pol. Stainless
<input type="checkbox"/>	GBHS18PS	Hand Shower with 18" ADA Bar



**Aluminum
Channel
Joints**
for easy
installation

Manufactured from Transolid® solid surface.
For use with Direct-to-Stud Walls. On-site installation required.

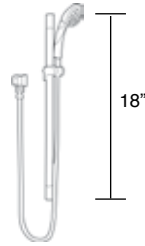
Fold-up Shower Seat



- Aluminum support frame
- Seat folds up for shower access.
- Stainless steel support brackets unfold under seat, securely supports up to 350 lbs.

	L x H x W	Wt.
H2513	25" x 3 1/2" x 13"	30

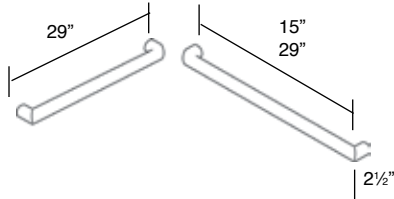
Personal Shower/Bar



- Single function handshower
- 69" spiral hose, wall bracket, vacuum breaker.
- 2.5 gpm/ 9.5L min.
- ADA compliant 18" grab bar.

	L x H x W	Wt.
GBHS18PS	18" x 1 1/2" x 83"	8

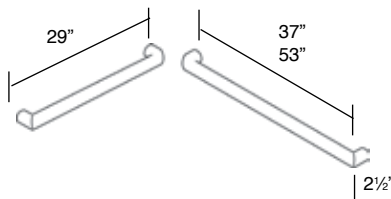
Grab Bar Set - 39"



- Install in wall without a flange.
- Polished stainless steel.
- Set includes bars for back and end walls for DKW3988.

	L x W x Dia	Wt.
GB1529PS	(1) 29" x 2 1/2" x 1 1/4" (1) 15" x 2 1/2" x 1 1/4"	6
GB2929PS	(3) 29" x 2 1/2" x 1 1/4"	12

Grab Bar Set - 63"

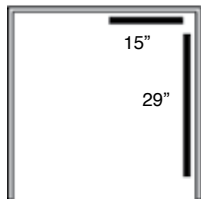


- Install in wall without a flange.
- Polished stainless steel.
- Set includes bars for back and end walls for DKW6388.

	L x W x Dia	Wt.
GB3729PS	(1) 29" x 2 1/2" x 1 1/4" (1) 37" x 2 1/2" x 1 1/4"	10
GB5329PS	(2) 29" x 2 1/2" x 1 1/4" (1) 53" x 2 1/2" x 1 1/4"	15


GRAB BAR PLACEMENT

LEFT HAND SHOWER SEAT



GB1529 Grab Bar Set placement shown on DKW3938 wall set when a shower seat is used on left.

NO SHOWER SEAT



GB2929 Grab Bar Set placement on DKW3938 wall set when no shower seat is used.

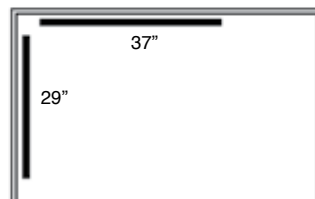


GB1529 shown on DKW3938 with H2513 Seat



GB2929 shown on DKW3938

RIGHT HAND SHOWER SEAT

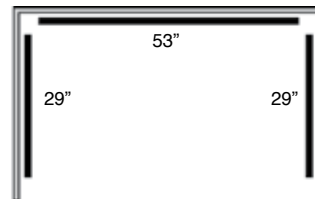


GB3729 Grab Bar Set placement shown on DKW6338 wall set when a shower seat is used on right.



GB3729 shown on DKW6338 with H2513 Seat

NO SHOWER SEAT



GB5329 Grab Bar Set placement on DKW6338 wall set when no shower seat is used.



GB5329 shown on DKW6338

Manufactured from Transolid® solid surface
Recommended for new and existing construction

FEATURES

- 36" x 36" Shower Walls for alcove installation in existing construction.
- Solid Surface material for superior strength, beauty and easy cleaning. Surface will not support bacteria growth.
- Walls can be attached to moisture-resistant wall board, or directly over tile with supplied adhesive. Walls are trimmable for custom fit.
- Integrated pieces fit together for an easy, clean installation.
- 3 Piece Wall Kit includes two end walls, back wall and trim kit which includes 2 corner cove molding pieces, 2 corner blocks, finish trim to fit along the top of wall panels and down the outer sides to the shower base, one 11-oz. tube color-matched caulk, three 11-oz. tubes 100% silicone adhesive and one roll mounting tape.

WARRANTY

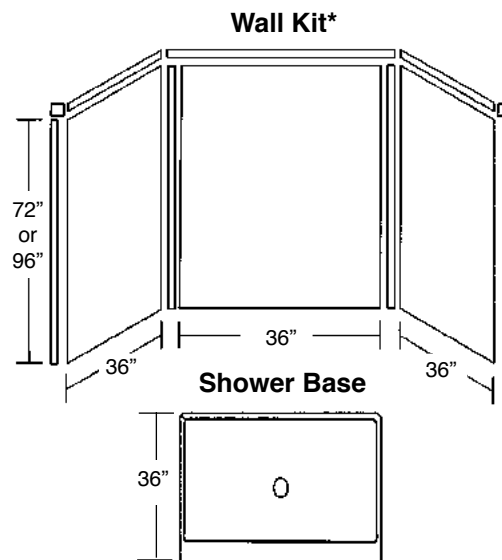
- 5 Year Limited Residential Warranty
- 1 Year Commercial Warranty

COLORS

- 13 Décor colors.

OPTIONS

- Matching shower base.
- 3 Shampoo Caddies, Corner Seat, Corner Shelf, Corner Soap Dish and a Window Trim Kit also available. See Accessories Specification sheet for details.



* Can be trimmed to fit

Specifications

	SIZE	MODEL NO.	DESCRIPTION	Width	Depth	Height	Ship Wt.
SHOWER WALL KIT							
<input type="checkbox"/>	36" x 36"	WK363672	Shower Wall Kit	36"	to 36"	72"	163
<input type="checkbox"/>	36" x 36"	WK363696	Shower Wall Kit	36"	to 36"	96"	213
OPTIONAL COMPONENTS							
<input type="checkbox"/>	36" x 36"	PAN3636SCC	Shower Base	36"	36"	4"	108
Caddies, Shelves, Seat and Window Trim Kit (see separate spec. sheet)							
COMPLETE SHOWER KITS							
<input type="checkbox"/>	36" x 36"	SK363672	Walls & Base Kit	36"	36"	76"	271
<input type="checkbox"/>	36" x 36"	SK363696	Walls & Base Kit	36"	36"	100"	321

	COLOR		COLOR
<input type="checkbox"/>	A5 White	<input type="checkbox"/>	A4 Sand Castle
<input type="checkbox"/>	A6 Cameo	<input type="checkbox"/>	A8 Matrix White
<input type="checkbox"/>	A7 Biscuit	<input type="checkbox"/>	B0 Matrix Dusk
<input type="checkbox"/>	A1 Moonlight	<input type="checkbox"/>	B1 Matrix Khaki
<input type="checkbox"/>	A0 Desert Earth	<input type="checkbox"/>	B2 Matrix Sand
<input type="checkbox"/>	A2 Seaside	<input type="checkbox"/>	B9 Matrix Summit
<input type="checkbox"/>	A3 Peppered Sage		

	SHOWER DOOR	
MODEL NO.	MAX. WIDTH	MAX. HEIGHT
WK363672	34"	69-1/2"
WK363696	34"	93-1/2"

Maintenance & Cleaning Information

Daily cleaning just requires wiping with a damp cloth or sponge. Basic stains can be removed with a mild detergent or a general purpose cleaner. To remove persistent stains or light scratches, scrub the surface in a circular motion using a mild detergent and a wet, gray Scotch-Brite® pad. Follow with a wet, white Scotch-Brite® pad, moving in a circular motion, to restore uniform appearance.

Standards and Ratings

American Society of Testing and Materials (ASTM) E-84: Class A Flame Spread Rating American National Standard Institute - ANSI Z124.6 International Association of Plumbing and Mechanical Officials (IAPMO) - Listed cUPC listed - Certified to CSA Test Standard B45.5 by IAPMO Uniform Plumbing Code (UPC)

Support Documents

Installation instructions available at transolid.com

Manufactured from Transolid® solid surface
Recommended for new and existing construction

FEATURES

- 48" x 36" Shower Walls for alcove installation in existing construction.
- Solid Surface material for superior strength, beauty and easy cleaning. Surface will not support bacteria growth.
- Walls can be attached to moisture-resistant wall board, or directly over tile with supplied adhesive. Walls are trimmable for custom fit.
- Integrated pieces fit together for an easy, clean installation.
- 3 Piece Wall Kit includes two end walls, back wall and trim kit which includes 2 corner cove molding pieces, 2 corner blocks, finish trim to fit along the top of wall panels and down the outer sides to the shower base, one 11-oz. tube color-matched caulk, three 11-oz. tubes 100% silicone adhesive and one roll mounting tape.

WARRANTY

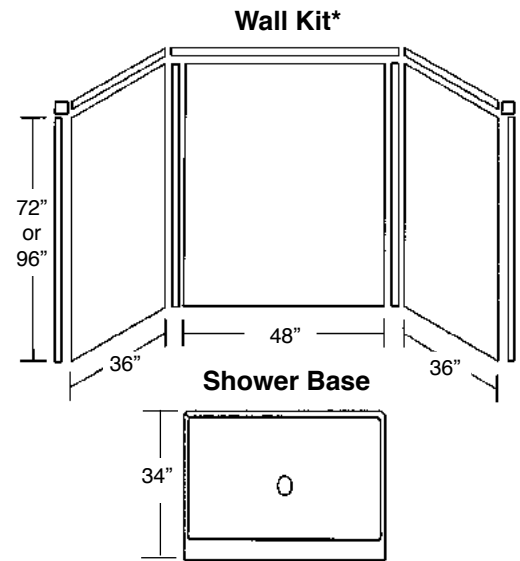
- 5 Year Limited Residential Warranty
- 1 Year Commercial Warranty

COLORS

- 13 Décor colors.

OPTIONS

- Matching shower base.
- 3 Shampoo Caddies, Corner Seat, Corner Shelf, Corner Soap Dish and a Window Trim Kit also available. See Accessories Specification sheet for details.



* Can be trimmed to fit

Specifications

	SIZE	MODEL NO.	DESCRIPTION	Width	Depth	Height	Ship Wt.
SHOWER WALL KIT							
<input type="checkbox"/>	48" x 36"	WK364872	Shower Wall Kit	48"	to 36"	72"	180
<input type="checkbox"/>	48" x 36"	WK364896	Shower Wall Kit	48"	to 36"	96"	235
OPTIONAL COMPONENTS							
<input type="checkbox"/>	48" x 34"	PAN3448SCC	Shower Base	48"	34"	4"	136
Caddies, Shelves, Seat and Window Trim Kit (see separate spec. sheet)							
COMPLETE SHOWER KITS							
<input type="checkbox"/>	48" x 34"	SK344872	Walls & Base Kit	48"	34"	76"	316
<input type="checkbox"/>	48" x 34"	SK344896	Walls & Base Kit	48"	34"	100"	371

	COLOR		COLOR
<input type="checkbox"/>	A5 White	<input type="checkbox"/>	A4 Sand Castle
<input type="checkbox"/>	A6 Cameo	<input type="checkbox"/>	A8 Matrix White
<input type="checkbox"/>	A7 Biscuit	<input type="checkbox"/>	B0 Matrix Dusk
<input type="checkbox"/>	A1 Moonlight	<input type="checkbox"/>	B1 Matrix Khaki
<input type="checkbox"/>	A0 Desert Earth	<input type="checkbox"/>	B2 Matrix Sand
<input type="checkbox"/>	A2 Seaside	<input type="checkbox"/>	B9 Matrix Summit
<input type="checkbox"/>	A3 Peppered Sage		

MODEL NO.	SHOWER DOOR	
	MAX. WIDTH	MAX. HEIGHT
WK364872	46"	69-1/2"
WK364896	46"	93-1/2"

Maintenance & Cleaning Information

Daily cleaning just requires wiping with a damp cloth or sponge. Basic stains can be removed with a mild detergent or a general purpose cleaner. To remove persistent stains or light scratches, scrub the surface in a circular motion using a mild detergent and a wet, gray Scotch-Brite® pad. Follow with a wet, white Scotch-Brite® pad, moving in a circular motion, to restore uniform appearance.

Standards and Ratings

American Society of Testing and Materials (ASTM) E-84: Class A Flame Spread Rating
American National Standard Institute - ANSI Z124.6
International Association of Plumbing and Mechanical Officials (IAPMO) - Listed cUPC listed - Certified to CSA Test Standard B45.5 by IAPMO
Uniform Plumbing Code (UPC)

Support Documents

Installation instructions available at transolid.com

Manufactured from Transolid® solid surface
Recommended for new and existing construction

FEATURES

- 60" x 32" Shower Walls for alcove installation in existing construction. Replace a bathtub with a shower without moving existing plumbing.
- Solid Surface material for superior strength, beauty and easy cleaning. Surface will not support bacteria growth.
- Walls can be attached to moisture-resistant wall board, or directly over tile with supplied adhesive. Walls are trimmable for custom fit.
- Integrated pieces fit together for an easy, clean installation.
- 3 Piece Wall Kit includes two end walls, back wall and trim kit which includes 2 corner cove molding pieces, 2 corner blocks, finish trim to fit along the top of wall panels and down the outer sides to the shower base, one 11-oz. tube color-matched caulk, three 11-oz. tubes 100% silicone adhesive and one roll mounting tape.

WARRANTY

- 5 Year Limited Residential Warranty
- 1 Year Commercial Warranty

COLORS

- 13 Décor colors.

OPTIONS

- Matching shower base.
- 3 Shampoo Caddies, Corner Seat, Corner Shelf, Corner Soap Dish and a Window Trim Kit also available. See Accessories Specification sheet for details.

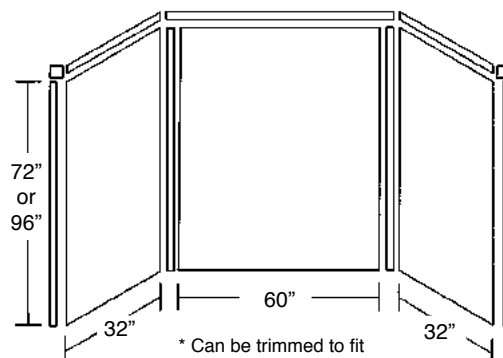
Specifications

	SIZE	LEFT HAND MODEL NO		RIGHT HAND MODEL NO	Width	Depth	Height	Ship Wt.
SHOWER WALL KIT								
<input type="checkbox"/>	60" x 32"	WK326072			60"	to 32"	72"	195
<input type="checkbox"/>	60" x 32"	WK326096			60"	to 32"	96"	255
OPTIONAL COMPONENTS								
	Shower Base							
<input type="checkbox"/>	60" x 32"	PAN3260SLC	<input type="checkbox"/>	PAN3260SRC	60"	32"	4"	160
	Caddies, Shelves, Seat and Window Trim Kit (see separate spec. sheet)							
COMPLETE SHOWER KITS								
	Walls & Base Kit							
<input type="checkbox"/>	60" x 32"	SK326072L	<input type="checkbox"/>	SK326072R	60"	32"	76"	355
<input type="checkbox"/>	60" x 32"	SK326096L	<input type="checkbox"/>	SK326096R	60"	32"	100"	415

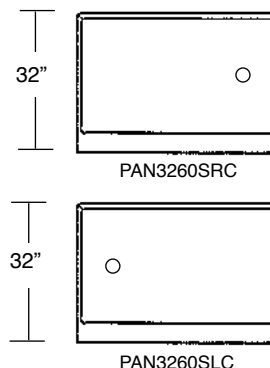
	COLOR		COLOR
<input type="checkbox"/>	A5 White	<input type="checkbox"/>	A4 Sand Castle
<input type="checkbox"/>	A6 Cameo	<input type="checkbox"/>	A8 Matrix White
<input type="checkbox"/>	A7 Biscuit	<input type="checkbox"/>	B0 Matrix Dusk
<input type="checkbox"/>	A1 Moonlight	<input type="checkbox"/>	B1 Matrix Khaki
<input type="checkbox"/>	A0 Desert Earth	<input type="checkbox"/>	B2 Matrix Sand
<input type="checkbox"/>	A2 Seaside	<input type="checkbox"/>	B9 Matrix Summit
<input type="checkbox"/>	A3 Peppered Sage		

	SHOWER DOOR	
MODEL NO.	MAX. WIDTH	MAX. HEIGHT
WK326072	58"	69-1/2"
WK326096	58"	93-1/2"

Wall Kit*



Shower Base



Maintenance & Cleaning Information

Daily cleaning just requires wiping with a damp cloth or sponge. Basic stains can be removed with a mild detergent or a general purpose cleaner. To remove persistent stains or light scratches, scrub the surface in a circular motion using a mild detergent and a wet, gray Scotch-Brite® pad. Follow with a wet, white Scotch-Brite® pad, moving in a circular motion, to restore uniform appearance.

Standards and Ratings

American Society of Testing and Materials (ASTM) E-84: Class A Flame Spread Rating
American National Standard Institute - ANSI Z124.6
International Association of Plumbing and Mechanical Officials (IAPMO) - Listed cUPC listed - Certified to CSA Test Standard B45.5 by IAPMO
Uniform Plumbing Code (UPC)

Support Documents

Installation instructions available at transolid.com

Manufactured from Transolid® solid surface
Recommended for new and existing construction

FEATURES

- 60" x 32" Bathtub Walls for alcove installation in existing construction.
- Solid Surface material for superior strength, beauty and easy cleaning. Surface will not support bacteria growth.
- Walls can be attached to moisture-resistant wall board, or directly over tile with supplied adhesive. Walls are trimmable for custom fit.
- Integrated pieces fit together for an easy, clean installation.
- 3 Piece Wall Kit includes two end walls, back wall and trim kit which includes 2 corner cove molding pieces, 2 corner blocks, finish trim to fit along the top of wall panels and down the outer sides to the shower base, one 11-oz. tube color-matched caulk, three 11-oz. tubes 100% silicone adhesive and one roll mounting tape.

WARRANTY

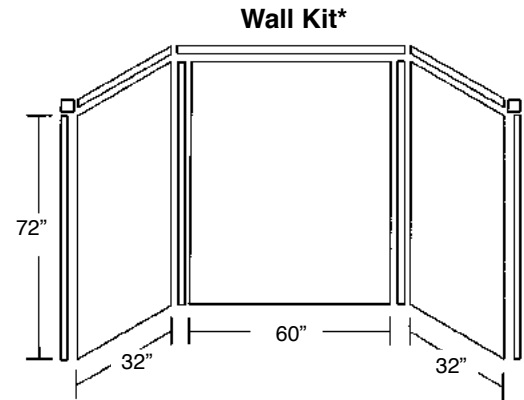
- 5 Year Limited Residential Warranty
- 1 Year Commercial Warranty

COLORS

- 13 Décor colors.

OPTIONS

- 3 Shampoo Caddies, Corner Shelf, Corner Soap Dish and a Window Trim Kit also available. See Accessories Specification sheet for details.



* Can be trimmed to fit

Specifications

	SIZE	MODEL NO.	DESCRIPTION	Width	Depth	Height	Ship Wt.
TUB WALL KIT							
<input type="checkbox"/>	60" x 32"	WK326060	Tub Wall Kit	60"	to 32"	60"	156
<input type="checkbox"/>	60" x 32"	WK326072	Tub Wall Kit	60"	to 32"	72"	185
OPTIONAL COMPONENTS							
<input type="checkbox"/>	Caddies, Shelves, and Window Trim Kit (see separate spec. sheet)						

	COLOR		COLOR
<input type="checkbox"/>	A5 White	<input type="checkbox"/>	A4 Sand Castle
<input type="checkbox"/>	A6 Cameo	<input type="checkbox"/>	A8 Matrix White
<input type="checkbox"/>	A7 Biscuit	<input type="checkbox"/>	B0 Matrix Dusk
<input type="checkbox"/>	A1 Moonlight	<input type="checkbox"/>	B1 Matrix Khaki
<input type="checkbox"/>	A0 Desert Earth	<input type="checkbox"/>	B2 Matrix Sand
<input type="checkbox"/>	A2 Seaside	<input type="checkbox"/>	B9 Matrix Summit
<input type="checkbox"/>	A3 Peppered Sage		

MODEL NO.	SHOWER DOOR	
	MAX. WIDTH	MAX. HEIGHT
WK326060	58"	57-1/2"
WK326072	58"	69-1/2"

Maintenance & Cleaning Information

Daily cleaning just requires wiping with a damp cloth or sponge. Basic stains can be removed with a mild detergent or a general purpose cleaner. To remove persistent stains or light scratches, scrub the surface in a circular motion using a mild detergent and a wet, gray Scotch-Brite® pad. Follow with a wet, white Scotch-Brite® pad, moving in a circular motion, to restore uniform appearance.

Standards and Ratings

American Society of Testing and Materials (ASTM) E-84: Class A Flame Spread Rating American National Standard Institute - ANSI Z124.6 International Association of Plumbing and Mechanical Officials (IAPMO) - Listed cUPC listed - Certified to CSA Test Standard B45.5 by IAPMO Uniform Plumbing Code (UPC)

Support Documents

Installation instructions available at transolid.com

Manufactured from Transolid® solid surface
Recommended for new and existing construction

FEATURES

- 36" x 36" Neo Angle Shower Walls for corner installation in existing construction.
- Solid Surface material for superior strength, beauty and easy cleaning. Surface will not support bacteria growth.
- Walls can be attached to moisture-resistant wall board, or directly over tile with supplied adhesive. Walls are trimmable for custom fit.
- Integrated pieces fit together for an easy, clean installation.
- 2 Piece Wall Kit includes two end walls and trim kit which includes 1 corner cove molding piece, 2 corner blocks, finish trim to fit along the top of wall panels and down the outer sides to the shower base, one 11-oz. tube color-matched caulk, three 11-oz. tubes 100% silicone adhesive and one roll mounting tape.

WARRANTY

- 5 Year Limited Residential Warranty
- 1 Year Commercial Warranty

COLORS

- 13 Décor colors.

OPTIONS

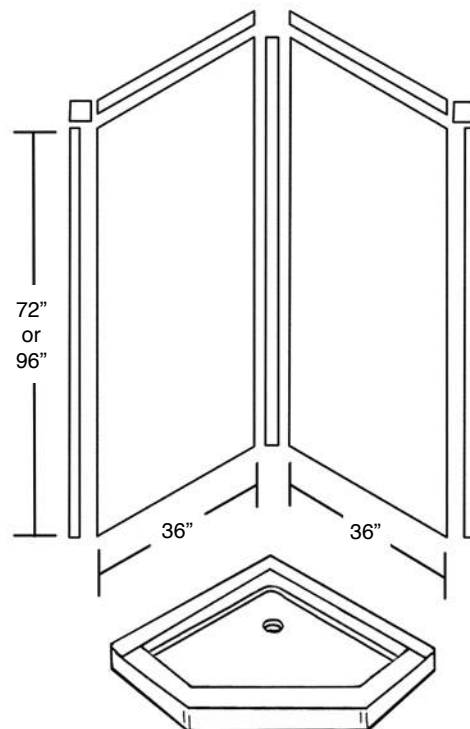
- Matching shower base.
- 3 Shampoo Caddies, Corner Seat, Corner Shelf, Corner Soap Dish and a Window Trim Kit also available. See Accessories Specification sheet for details.

Specifications

	SIZE	MODEL NO.	DESCRIPTION	Width	Depth	Height	Ship Wt.
SHOWER WALL KIT							
<input type="checkbox"/>	36" x 36"	WK36NE72	Shower Wall Kit	36"	to 36"	72"	114
<input type="checkbox"/>	36" x 36"	WK36NE96	Shower Wall Kit	36"	to 36"	96"	147
OPTIONAL COMPONENTS							
<input type="checkbox"/>	36" x 36"	PAN3636NCC	Shower Base	36"	36"	4"	108
Caddies, Shelves, Seat and Window Trim Kit (see separate spec. sheet)							
COMPLETE SHOWER KITS							
<input type="checkbox"/>	36" x 36"	SK36NE72	Walls & Base Kit	36"	36"	76"	215
<input type="checkbox"/>	36" x 36"	SK36NE96	Walls & Base Kit	36"	36"	100"	248

COLOR		COLOR	
<input type="checkbox"/>	A5 White	<input type="checkbox"/>	A4 Sand Castle
<input type="checkbox"/>	A6 Cameo	<input type="checkbox"/>	A8 Matrix White
<input type="checkbox"/>	A7 Biscuit	<input type="checkbox"/>	B0 Matrix Dusk
<input type="checkbox"/>	A1 Moonlight	<input type="checkbox"/>	B1 Matrix Khaki
<input type="checkbox"/>	A0 Desert Earth	<input type="checkbox"/>	B2 Matrix Sand
<input type="checkbox"/>	A2 Seaside	<input type="checkbox"/>	B9 Matrix Summit
<input type="checkbox"/>	A3 Peppered Sage		

Wall Kit*



Shower Base

* Can be trimmed to fit

Maintenance & Cleaning Information

Daily cleaning just requires wiping with a damp cloth or sponge. Basic stains can be removed with a mild detergent or a general purpose cleaner. To remove persistent stains or light scratches, scrub the surface in a circular motion using a mild detergent and a wet, gray Scotch-Brite® pad. Follow with a wet, white Scotch-Brite® pad, moving in a circular motion, to restore uniform appearance.

Standards and Ratings

American Society of Testing and Materials (ASTM) E-84: Class A Flame Spread Rating American National Standard Institute - ANSI Z124.6 International Association of Plumbing and Mechanical Officials (IAPMO) - Listed cUPC listed - Certified to CSA Test Standard B45.5 by IAPMO Uniform Plumbing Code (UPC)

Support Documents

Installation instructions available at transolid.com

Manufactured from Transolid® solid surface
Recommended for new and existing construction

FEATURES

- 38 x 38" Neo Shower Walls for corner installation in existing construction.
- Solid Surface material for superior strength, beauty and easy cleaning. Surface will not support bacteria growth.
- Walls can be attached to moisture-resistant wall board, or directly over tile with supplied adhesive. Walls are trimmable for custom fit.
- Integrated pieces fit together for an easy, clean installation.
- 2 Piece Wall Kit includes two end walls and trim kit which includes 1 corner cove molding piece, 2 corner blocks, finish trim to fit along the top of wall panels and down the outer sides to the shower base, one 11-oz. tube color-matched caulk, three 11-oz. tubes 100% silicone adhesive and one roll mounting tape.

WARRANTY

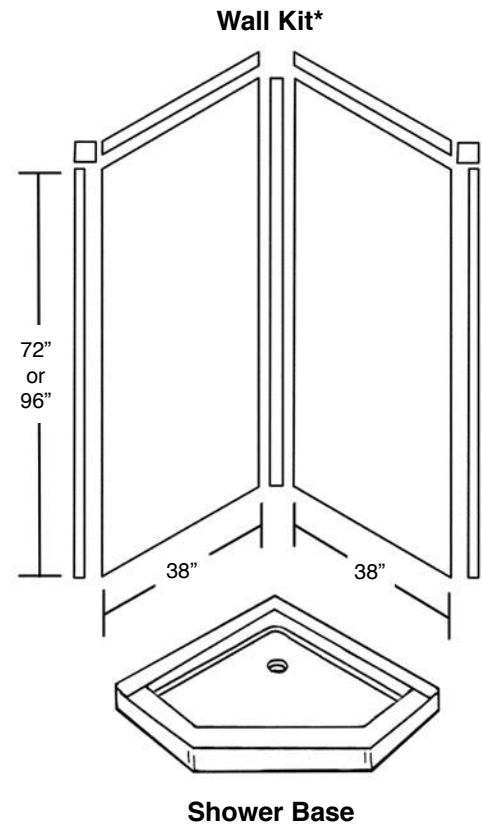
- 5 Year Limited Residential Warranty
- 1 Year Commercial Warranty

COLORS

- 13 Décor colors.

OPTIONS

- Matching shower base.
- 3 Shampoo Caddies, Corner Seat, Corner Shelf, Corner Soap Dish and a Window Trim Kit also available. See Accessories Specification sheet for details.



* Can be trimmed to fit

Specifications

	SIZE	MODEL NO.	DESCRIPTION	Width	Depth	Height	Ship Wt.
SHOWER WALL KIT							
<input type="checkbox"/>	38" x 38"	WK38NE72	Shower Wall Kit	38"	to 38"	72"	120
<input type="checkbox"/>	38" x 38"	WK38NE96	Shower Wall Kit	38"	to 38"	96"	154
OPTIONAL COMPONENTS							
<input type="checkbox"/>	38" x 38"	PAN3838NCC	Shower Base	38"	38"	4"	113
Caddies, Shelves, Seat and Window Trim Kit (see separate spec. sheet)							
COMPLETE SHOWER KITS							
<input type="checkbox"/>	38" x 38"	SK38NE72	Walls & Base Kit	38"	38"	76"	233
<input type="checkbox"/>	38" x 38"	SK38NE96	Walls & Base Kit	38"	38"	100"	267

	COLOR		COLOR
<input type="checkbox"/>	A5 White	<input type="checkbox"/>	A4 Sand Castle
<input type="checkbox"/>	A6 Cameo	<input type="checkbox"/>	A8 Matrix White
<input type="checkbox"/>	A7 Biscuit	<input type="checkbox"/>	B0 Matrix Dusk
<input type="checkbox"/>	A1 Moonlight	<input type="checkbox"/>	B1 Matrix Khaki
<input type="checkbox"/>	A0 Desert Earth	<input type="checkbox"/>	B2 Matrix Sand
<input type="checkbox"/>	A2 Seaside	<input type="checkbox"/>	B9 Matrix Summit
<input type="checkbox"/>	A3 Peppered Sage		

Maintenance & Cleaning Information

Daily cleaning just requires wiping with a damp cloth or sponge. Basic stains can be removed with a mild detergent or a general purpose cleaner. To remove persistent stains or light scratches, scrub the surface in a circular motion using a mild detergent and a wet, gray Scotch-Brite® pad. Follow with a wet, white Scotch-Brite® pad, moving in a circular motion, to restore uniform appearance.

Standards and Ratings

American Society of Testing and Materials (ASTM) E-84: Class A Flame Spread Rating
American National Standard Institute - ANSI Z124.6
International Association of Plumbing and Mechanical Officials (IAPMO) - Listed cUPC listed - Certified to CSA Test Standard B45.5 by IAPMO
Uniform Plumbing Code (UPC)

Support Documents

Installation instructions available at transolid.com

Manufactured from Transolid® solid surface
Recommended for new and existing construction

FEATURES

- 42" x 42" Neo Angle Shower Walls for corner installation in existing construction.
- Solid Surface material for superior strength, beauty and easy cleaning. Surface will not support bacteria growth.
- Walls can be attached to moisture-resistant wall board, or directly over tile with supplied adhesive. Walls are trimmable for custom fit.
- Integrated pieces fit together for an easy, clean installation.
- 2 Piece Wall Kit includes two end walls and trim kit which includes 1 corner cove molding piece, 2 corner blocks, finish trim to fit along the top of wall panels and down the outer sides to the shower base, one 11-oz. tube color-matched caulk, three 11-oz. tubes 100% silicone adhesive and one roll mounting tape.

WARRANTY

- 5 Year Limited Residential Warranty
- 1 Year Commercial Warranty

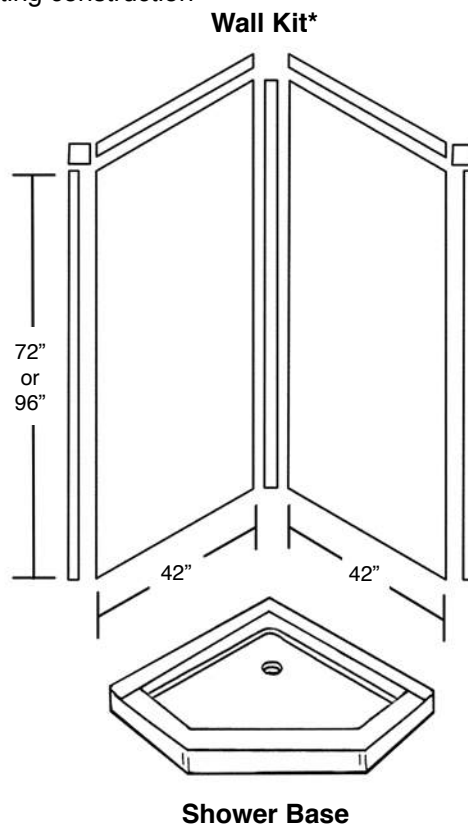
COLORS

- 13 Décor colors.

OPTIONS

- Matching shower base.
- 3 Shampoo Caddies, Corner Seat, Corner Shelf, Corner Soap Dish and a Window Trim Kit also available. See Accessories Specification sheet for details.

Specifications



* Can be trimmed to fit

	SIZE	MODEL NO.	DESCRIPTION	Width	Depth	Height	Ship Wt.
SHOWER WALL KIT							
<input type="checkbox"/>	42" x 42"	WK42NE72	Shower Wall Kit	42"	to 42"	72"	131
<input type="checkbox"/>	42" x 42"	WK42NE96	Shower Wall Kit	42"	to 42"	96"	169
OPTIONAL COMPONENTS							
<input type="checkbox"/>	42" x 42"	PAN4242NCC	Shower Base	42"	42"	4"	138
	Caddies, Shelves, Seat and Window Trim Kit (see separate spec. sheet)						
COMPLETE SHOWER KITS							
<input type="checkbox"/>	42" x 42"	SK42NE72	Walls & Base Kit	42"	42"	76"	269
<input type="checkbox"/>	42" x 42"	SK42NE96	Walls & Base Kit	42"	42"	100"	307

COLOR		COLOR	
<input type="checkbox"/>	A5 White	<input type="checkbox"/>	A4 Sand Castle
<input type="checkbox"/>	A6 Cameo	<input type="checkbox"/>	A8 Matrix White
<input type="checkbox"/>	A7 Biscuit	<input type="checkbox"/>	B0 Matrix Dusk
<input type="checkbox"/>	A1 Moonlight	<input type="checkbox"/>	B1 Matrix Khaki
<input type="checkbox"/>	A0 Desert Earth	<input type="checkbox"/>	B2 Matrix Sand
<input type="checkbox"/>	A2 Seaside	<input type="checkbox"/>	B9 Matrix Summit
<input type="checkbox"/>	A3 Peppered Sage		

Maintenance & Cleaning Information

Daily cleaning just requires wiping with a damp cloth or sponge. Basic stains can be removed with a mild detergent or a general purpose cleaner. To remove persistent stains or light scratches, scrub the surface in a circular motion using a mild detergent and a wet, gray Scotch-Brite® pad. Follow with a wet, white Scotch-Brite® pad, moving in a circular motion, to restore uniform appearance.

Standards and Ratings

American Society of Testing and Materials (ASTM) E-84: Class A Flame Spread Rating
American National Standard Institute - ANSI Z124.6
International Association of Plumbing and Mechanical Officials (IAPMO) - Listed cUPC listed - Certified to CSA Test Standard B45.5 by IAPMO
Uniform Plumbing Code (UPC)

Support Documents

Installation instructions available at transolid.com

Manufactured from Transolid® solid surface
Recommended for new and existing construction

FEATURES

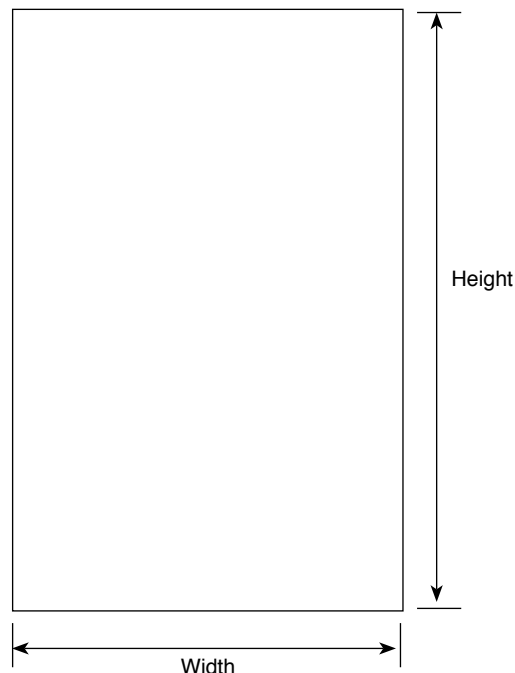
- Solid Surface material for superior strength, beauty and easy cleaning. Surface will not support bacteria growth.
- Wall Panels can be attached to moisture-resistant wall board, or directly over tile with supplied adhesive.
- Walls are trimmable for custom fit.
- For use with existing shower base or bathtub.
- Note: Some cutting of panels or use of trim kits may be required to fit necessary dimensions.

WARRANTY

- 5 Year Limited Residential Warranty
- 1 Year Commercial Warranty

COLORS

- 13 Décor colors.



Specifications

	SIZE	MODEL NO.	DESCRIPTION	Width	Depth	Height	Ship Wt.
WALL PANEL (each)							
<input type="checkbox"/>	32" x 60"	WP3260-1	1 Wall Panel	32"	1/4"	60"	50
<input type="checkbox"/>	32" x 72"	WP3272-1	1 Wall Panel	32"	1/4"	72"	52
<input type="checkbox"/>	32" x 72"	WP3272-2	2 Wall Panels	32"	1/4"	72"	104
<input type="checkbox"/>	32" x 72"	WP3272-3	3 Wall Panels	32"	1/4"	72"	156
<input type="checkbox"/>	32" x 96"	WP3296-1	1 Wall Panel	32"	1/4"	96"	55
<input type="checkbox"/>	36" x 72"	WP3672-1	1 Wall Panel	36"	1/4"	72"	55
<input type="checkbox"/>	36" x 72"	WP3672-2	2 Wall Panels	36"	1/4"	72"	110
<input type="checkbox"/>	36" x 72"	WP3672-3	3 Wall Panels	36"	1/4"	72"	165
<input type="checkbox"/>	36" x 96"	WP3696-1	1 Wall Panel	32"	1/4"	96"	70
<input type="checkbox"/>	36" x 96"	WP3696-2	2 Wall Panels	32"	1/4"	96"	140
<input type="checkbox"/>	38" x 72"	WP3872-1	1 Wall Panel	38"	1/4"	72"	58
<input type="checkbox"/>	38" x 72"	WP3872-2	2 Wall Panels	38"	1/4"	72"	116
<input type="checkbox"/>	38" x 96"	WP3896-1	1 Wall Panel	38"	1/4"	96"	75
<input type="checkbox"/>	38" x 96"	WP3896-2	2 Wall Panels	38"	1/4"	96"	150
<input type="checkbox"/>	42" x 72"	WP4272-1	1 Wall Panel	42"	1/4"	72"	63
<input type="checkbox"/>	42" x 96"	WP4296-1	1 Wall Panel	42"	1/4"	96"	82
<input type="checkbox"/>	48" x 72"	WP4872-1	1 Wall Panel	48"	1/4"	72"	75
<input type="checkbox"/>	48" x 72"	WP4872-2	2 Wall Panels	48"	1/4"	72"	150
<input type="checkbox"/>	48" x 96"	WP4896-1	1 Wall Panel	48"	1/4"	96"	86
<input type="checkbox"/>	48" x 96"	WP4896-2	2 Wall Panels	48"	1/4"	96"	172
<input type="checkbox"/>	60" x 60"	WP6060-1	1 Wall Panel	60"	1/4"	60"	78
<input type="checkbox"/>	60" x 72"	WP6072-1	1 Wall Panel	60"	1/4"	72"	90
<input type="checkbox"/>	60" x 96"	WP6096-1	1 Wall Panel	60"	1/4"	96"	124

COLOR		COLOR	
<input type="checkbox"/>	A5 White	<input type="checkbox"/>	A4 Sand Castle
<input type="checkbox"/>	A6 Cameo	<input type="checkbox"/>	A8 Matrix White
<input type="checkbox"/>	A7 Biscuit	<input type="checkbox"/>	B0 Matrix Dusk
<input type="checkbox"/>	A1 Moonlight	<input type="checkbox"/>	B1 Matrix Khaki
<input type="checkbox"/>	A0 Desert Earth	<input type="checkbox"/>	B2 Matrix Sand
<input type="checkbox"/>	A2 Seaside	<input type="checkbox"/>	B9 Matrix Summit
<input type="checkbox"/>	A3 Peppered Sage		

Maintenance & Cleaning Information

Daily cleaning just requires wiping with a damp cloth or sponge. Basic stains can be removed with a mild detergent or a general purpose cleaner. To remove persistent stains or light scratches, scrub the surface in a circular motion using a mild detergent and a wet, gray Scotch-Brite® pad. Follow with a wet, white Scotch-Brite® pad, moving a circular motion, to restore uniform appearance.

Standards and Ratings

American Society of Testing and Materials (ASTM) E-84: Class A Flame Spread Rating
American National Standard Institute - ANSI Z124.6

International Association of Plumbing and Mechanical Officials (IAPMO) - Listed
cUPC listed - Certified to CSA Test Standard B45.5 by IAPMO
Uniform Plumbing Code (UPC)

Manufactured from Transolid® solid surface.
For use with Décor Solid Surface Walls. On-site installation required.

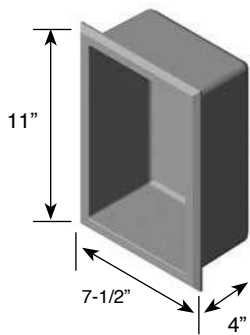
Corner Soap Dish



- Surface mount.
- Convenient storage.

	L x x D	Wt.
SOAPDISH03	5½" x 5½"	3

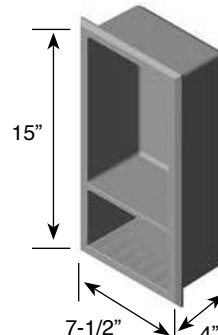
Recessed Shower Caddy



- Recessed or surface mount.
- Convenient storage.

	L x H x D	Wt.
ACCESS0001	7½" x 11" x 4"	8

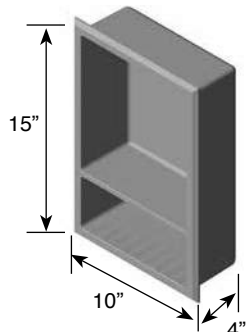
Recessed Shower Caddy



- Recessed or surface mount.
- Convenient storage.

	L x H x D	Wt.
ACCESS0002	7½" x 15" x 4"	10

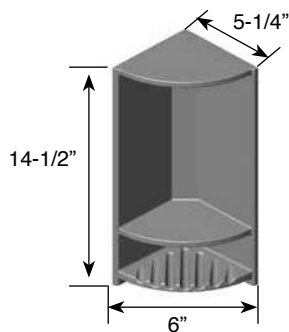
Recessed Shower Caddy



- Recessed or surface mount.
- Convenient storage.

	L x H x D	Wt.
ACCESS0003	10" x 15" x 4"	11.5

Double Corner Shelf



- Surface mount.
- Convenient storage.

	L x W x H	Wt.
ACCESS0004	6" x 5¼" x 14½"	10

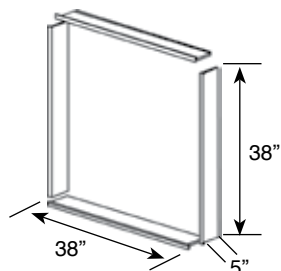
Corner Shower Seat



- Surface mount.
- Metal support frame.
- Up to 250 lbs. capacity.

	L x W x H	Wt.
SEAT1818	18" x 18" x 3"	20

Window Trim Kit

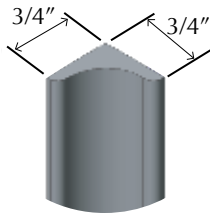


- Kit: 1 horizontal sill panel, 2 vertical and 1 horizontal jamb panel, installation materials.
- Fits opening up to 36" x 36" x 5".
- Trimmable.

	L x H x D	Wt.
WTK3636	36" x 36" x 5"	42

Manufactured from Transolid® solid surface.
For use with Décor Solid Surface Walls. On-site installation required.

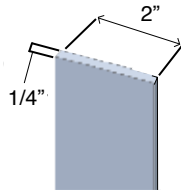
Corner Molding



- Cove molding for use in corners.
- Surface mount. Set of 2 pieces.

	L x W x D	Wt.
COVE60	60" x 3/4" x 3/4"	9.0
COVE72	72" x 3/4" x 3/4"	10.3
COVE96	96" x 3/4" x 3/4"	13.0

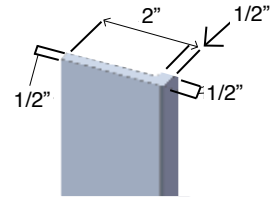
Batten Molding



- Used to cover seams between panels.
- Surface mount. Sold each.

	L x W x D	Wt.
BATN000601	60" x 2" x 1/4"	4.5
BATN000721	72" x 2" x 1/4"	5.5
BATN000961	96" x 2" x 1/4"	6.5

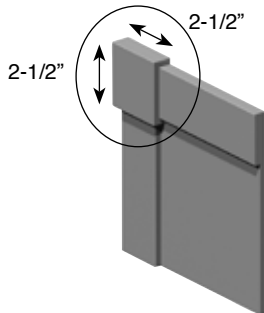
Finish Trim



- 80" for 60"H tub, 72"H shower.
- 105" for 72"H tub, 96"H shower.
- Set of 4 pieces.

	L x W x D	Wt.
TRIM000804	80" x 2" x 1/2"	10
TRIM001054	105" x 2" x 1/2"	10

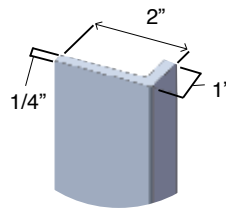
Corner Block Trim Kit



- Kit includes 2 corner blocks.
- Finishes outside top corners.

	L x W x H	Wt.
DCTB252502	2 1/2" x 2 1/2" x 2 1/2"	1

Over Tile Trim



- Finish trim for use over tile.
- Set of 4 pieces.

	L x W x D	Wt.
OTTK000804	80" x 2" x 1"	12.5
OTTK001054	105" x 2" x 1"	16.0

FEATURES

Manufactured from Transolid® solid surface
Recommended for new and existing constructio

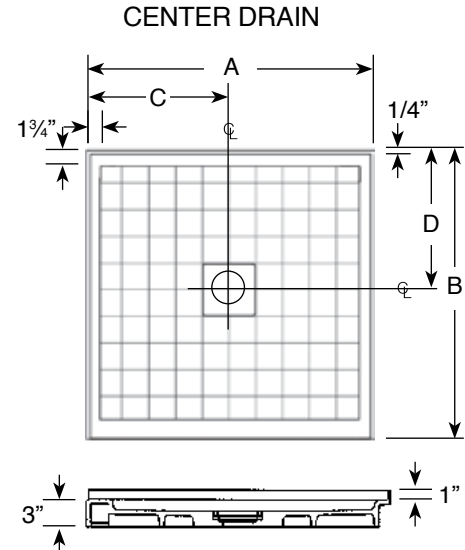
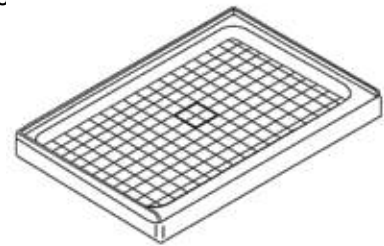
- Solid Surface material for superior strength, beauty and easy cleaning. Surface will not support bacteria growth. Color runs all the way through and cannot wear away which with the advantage of a renewable surface.
- Minimalist shower base with low 3" high single threshold for easy entry and exit.
- Concealed center drain with color-matched lift-off drain cover for easy cleaning. Water drains easily with cover in place.
- 2-1/4" square tile pattern offers the look of tile without the maintenance of grout.
- Single threshold for alcove installation.
- Coordinates with Transolid® Remodel and Direct-To-Stud Shower Walls.

WARRANTY

- 10 Year Limited Residential Warranty
- 3 Year Commercial Warranty

COLORS

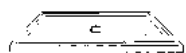
- 8 colors with 2 1/4" x 2 1/4" tile pattern




Specifications

	SIZE	MODEL NO	A	B	C	D	HT.	WT
CENTER DRAIN								
<input type="checkbox"/>	36" x 36"	F3636	36"	36"	18"	18"	3"	108
<input type="checkbox"/>	48" x 34"	F4834	48"	34"	24"	17"	3"	136
<input type="checkbox"/>	60" x 36"	F6036	60"	36"	30"	18"	3"	180

Colors



	Shower Base 2 1/4" Sq. Tile Pattern	Shower Walls Tile Pattern
<input type="checkbox"/>	11 Storm	91 White Carrara
<input type="checkbox"/>	02 Cameo	92 Silver Mocha
<input type="checkbox"/>	14 Sand	94 Sand Mountain
<input type="checkbox"/>	05 Almond	96 Almond Sky
	Shower Base 2 1/4" Sq. Tile Pattern	Shower Walls Plain (no tile pattern)
<input type="checkbox"/>	01 White	01 White
<input type="checkbox"/>	08 Biscuit	08 Biscuit
<input type="checkbox"/>	67 Matrix Khaki	67 Matrix Khaki
<input type="checkbox"/>	86 Sea Shore	86 Sea Shore



Maintenance & Cleaning Information

Daily cleaning just requires wiping with a damp cloth or sponge. Basic stains can be removed with a mild detergent or a general purpose cleaner. To remove persistent stains or light scratches, scrub the surface with an abrasive cleaner and a green Scotch-Brite® pad.

Standards and Ratings

IGC 154-2012
ASME A112.18.1 / CSA B125.125.1-11
IAPMO
cUPC®

Support Documents

Installation instructions available at
transolid.com

FEATURES

- Retrofit Tub Shower with left hand (LH) or right hand (RH) drain. Replace a bathtub with a shower base without moving existing plumbing. Order by drain location.
- Solid Surface material for superior strength, beauty and easy cleaning. Surface will not support bacteria growth. Color runs all the way through and cannot wear away with the advantage of a renewable surface.
- Minimalist shower base with low 3" high single threshold for easy entry and exit.
- Concealed end drain with color-matched lift-off drain cover for easy cleaning. Water drains easily with cover in place.
- 2-1/4" square tile pattern offers the look of tile without the maintenance of grout.
- Single threshold for alcove installation.
- Coordinates with Transolid® Remodel and Direct-To-Stud Shower Walls.

WARRANTY

- 10 Year Limited Residential Warranty
- 3 Year Commercial Warranty

COLORS

- 8 colors with 2 1/4" x 2 1/4" tile pattern

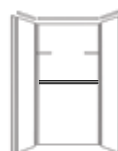
Specifications

	SIZE	MODEL NO	A	B	C	D	HT.	WT
LEFT (L) or RIGHT (R) DRAIN								
<input type="checkbox"/>	60" x 30"	F6030L	60"	30"	8 1/2"	15"	3"	156
<input type="checkbox"/>	60" x 30"	F6030R	60"	30"	8 1/2"	15"	3"	156
<input type="checkbox"/>	60" x 32"	F6032L	60"	32"	8 1/2"	16"	3"	160
<input type="checkbox"/>	60" x 32"	F6032R	60"	32"	8 1/2"	16"	3"	160

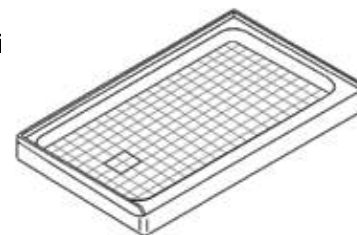
Colors



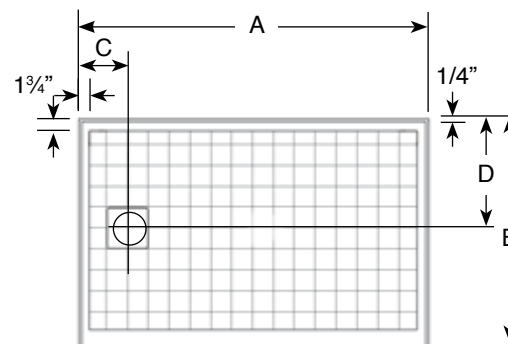
	Shower Base 2 1/4" Sq. Tile Pattern	Shower Walls Tile Pattern
<input type="checkbox"/>	11 Storm	91 White Carrara
<input type="checkbox"/>	02 Cameo	92 Silver Mocha
<input type="checkbox"/>	14 Sand	94 Sand Mountain
<input type="checkbox"/>	05 Almond	96 Almond Sky
	Shower Base 2 1/4" Sq. Tile Pattern	Shower Walls Plain (no tile pattern)
<input type="checkbox"/>	01 White	01 White
<input type="checkbox"/>	08 Biscuit	08 Biscuit
<input type="checkbox"/>	67 Matrix Khaki	67 Matrix Khaki
<input type="checkbox"/>	86 Sea Shore	86 Sea Shore



Manufactured from Transolid® solid surface
Recommended for new and existing constructi



Tub Replacement
LEFT or RIGHT DRAIN



LEFT DRAIN



RIGHT DRAIN



Maintenance & Cleaning Information

Daily cleaning just requires wiping with a damp cloth or sponge. Basic stains can be removed with a mild detergent or a general purpose cleaner. To remove persistent stains or light scratches, scrub the surface with an abrasive cleaner and a green Scotch-Brite® pad.

Standards and Ratings

IGC 154-2012
ASME A112.18.1 / CSA B125.125.1-11
IAPMO
cUPC®

Support Documents

Installation instructions available at
transolid.com

Flush Mount Single Threshold Shower Base - End Drain

Manufactured from Transolid® solid surface
Recommended for new and existing construction

FEATURES

- Shower base with 1" solid surface water retainer "speed bump" that directs water to end drain. It protects the rest of the bathroom by containing water inside the shower while providing easy walk-in entry.
- 1-3/4" flat area in front of speed bump accommodates use of a shower door.
- 3/4" slim front edge provides flush mounting that would be flush with the bathroom floor.
- Retrofit Tub Shower with left hand (LH) or right hand (RH) drain. Replace a bathtub with a shower base without moving existing plumbing. Order by drain location.
- Solid Surface material for superior strength, beauty and easy cleaning. Surface will not support bacteria growth. Color runs all the way through and cannot wear away with the advantage of a renewable surface.
- Concealed end drain with color-matched lift-off drain cover for easy cleaning. Water drains easily with cover in place.
- 2-1/4" square tile pattern offers the look of tile without the maintenance of grout.
- Single threshold for alcove installation.
- Coordinates with Transolid® Remodel and Direct-To-Stud Shower Walls.

WARRANTY

- 10 Year Limited Residential Warranty / 3 Year Commercial Warranty

COLORS

- 8 colors with 2 1/4" x 2 1/4" tile pattern

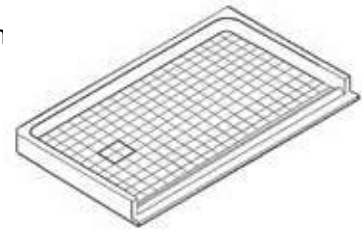
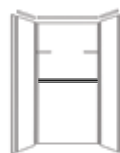
Specifications

	SIZE	MODEL NO	A	B	C	D	E	HT.	WT
LEFT (L) or RIGHT (R) DRAIN									
<input type="checkbox"/>	60" x 32"	FW6032L	60"	32"	8 1/2"	16"	27 15/16"	3"	160
<input type="checkbox"/>	60" x 32"	FW6032R	60"	32"	8 1/2"	16"	27 15/16"	3"	160

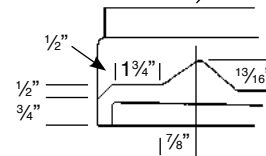

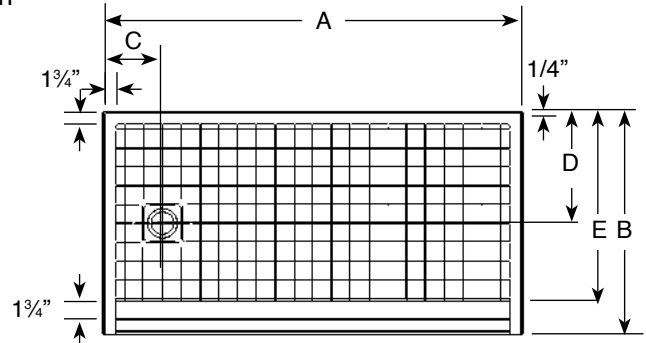
Colors



	Shower Base 2 1/4" Sq. Tile Pattern	Shower Walls Tile Pattern
<input type="checkbox"/>	11 Storm	91 White Carrara
<input type="checkbox"/>	02 Cameo	92 Silver Mocha
<input type="checkbox"/>	14 Sand	94 Sand Mountain
<input type="checkbox"/>	05 Almond	96 Almond Sky
	Shower Base 2 1/4" Sq. Tile Pattern	Shower Walls Plain (no tile pattern)
<input type="checkbox"/>	01 White	01 White
<input type="checkbox"/>	08 Biscuit	08 Biscuit
<input type="checkbox"/>	67 Matrix Khaki	67 Matrix Khaki
<input type="checkbox"/>	86 Sea Shore	86 Sea Shore



Tub Replacement
LEFT or RIGHT DRAIN



Maintenance & Cleaning Information

Daily cleaning just requires wiping with a damp cloth or sponge. Basic stains can be removed with a mild detergent or a general purpose cleaner. To remove persistent stains or light scratches, scrub the surface with an abrasive cleaner and a green Scotch-Brite® pad.

Standards and Ratings

IGC 154-2012
ASME A112.18.1 / CSA B125.125.1-11
IAPMO
cUPC®

Support Documents

Installation instructions available at
transolid.com



Manufactured from Transolid® solid surface
Recommended for new and existing construction

FEATURES

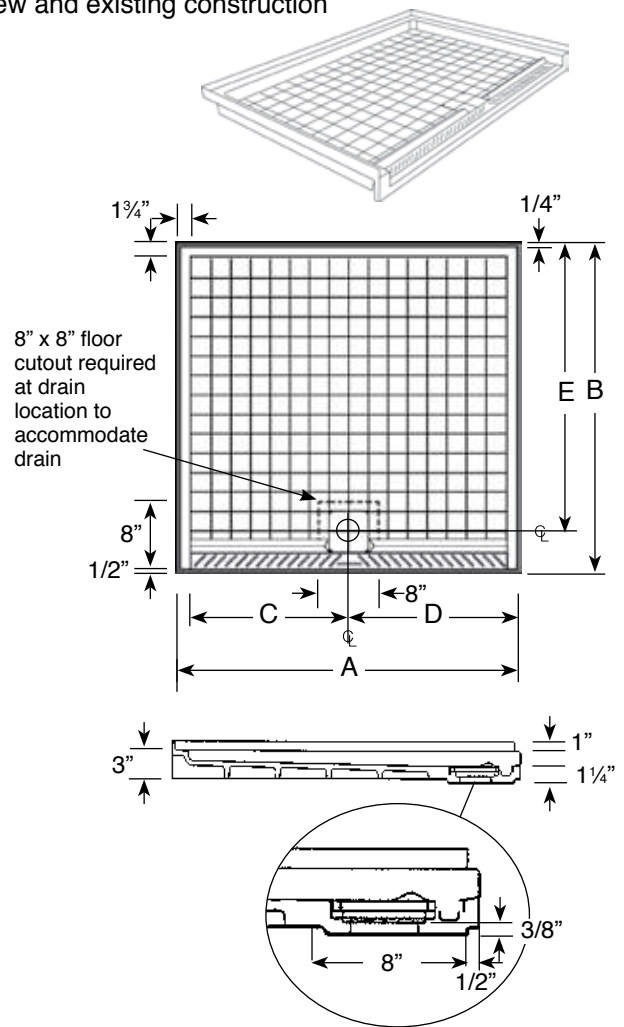
- ADA compliant shower base allows for roll-in entry with a flat entrance.
- Solid Surface material for superior strength, beauty and easy cleaning. Surface will not support bacteria growth. Color runs all the way through and cannot wear away with the advantage of a renewable surface.
- 1/2" solid surface water retainer greatly improves trench drain performance by directing majority of water to the central drain. Any remaining water is easily corralled with the trench drain.
- Concealed end drain with color-matched lift-off drain cover for easy cleaning. Water drains easily with cover in place.
- 2-1/4" square tile pattern offers the look of tile without the maintenance of grout.
- Single threshold for alcove installation.
- Coordinates with Transolid® Remodel and Direct-To-Stud Shower Walls.

WARRANTY

- 10 Year Limited Residential Warranty
3 Year Commercial Warranty

COLORS

- 8 colors with 2 1/4" x 2 1/4" tile pattern



Specifications

	SIZE	MODEL NO	A	B	C	D	E	HT.	WT
<input type="checkbox"/>	39 1/2" x 37 3/4"	FG3938	39 1/2"	37 3/4"	18"	19 3/4"	33 1/4"	3"	124
<input type="checkbox"/>	63 1/2" x 37 3/4"	FG6338	63 1/2"	37 3/4"	30"	31 3/4"	33 1/4"	3"	200

Colors



	Shower Base 2 1/4" Sq. Tile Pattern	Shower Walls Tile Pattern
<input type="checkbox"/>	11 Storm	91 White Carrara
<input type="checkbox"/>	02 Cameo	92 Silver Mocha
<input type="checkbox"/>	14 Sand	94 Sand Mountain
<input type="checkbox"/>	05 Almond	96 Almond Sky
	Shower Base 2 1/4" Sq. Tile Pattern	Shower Walls Plain (no tile pattern)
<input type="checkbox"/>	01 White	01 White
<input type="checkbox"/>	08 Biscuit	08 Biscuit
<input type="checkbox"/>	67 Matrix Khaki	67 Matrix Khaki
<input type="checkbox"/>	86 Sea Shore	86 Sea Shore



Maintenance & Cleaning Information

Daily cleaning just requires wiping with a damp cloth or sponge. Basic stains can be removed with a mild detergent or a general purpose cleaner. To remove persistent stains or light scratches, scrub the surface with an abrasive cleaner and a green Scotch-Brite® pad.

Standards and Ratings

IGC 154-2012
ASME A112.18.1/CSA B125.125.1-11
IAPMO
cUPC®



Shower Base is ADA-adaptable and will comply with the Americans with Disabilities Act when installed per requirements of the 2010 ADA Standards for Accessible Design, Section 608 Shower Compartments, of the Act.

Support Documents

Installation instructions available at
transolid.com



ADA Single Threshold Shower Base - Collapsible Threshold

Manufactured from Transolid® solid surface
Recommended for new and existing construction

FEATURES

- ADA compliant shower base allows for roll-in entry with a flat entrance.
- Solid Surface material for superior strength, beauty and easy cleaning. Surface will not support bacteria growth. Color runs all the way through and cannot wear away with the advantage of a renewable surface.
- 1" collapsible bumper allows for wheelchair access into the shower and protects the rest of the bathroom by containing water inside the shower
- Concealed end drain with color-matched lift-off drain cover for easy cleaning. Water drains easily with cover in place.
- 2-1/4" square tile pattern offers the look of tile without the maintenance of grout.
- Single threshold for alcove installation.
- Coordinates with Transolid® Remodel and Direct-To-Stud Shower Walls.

WARRANTY

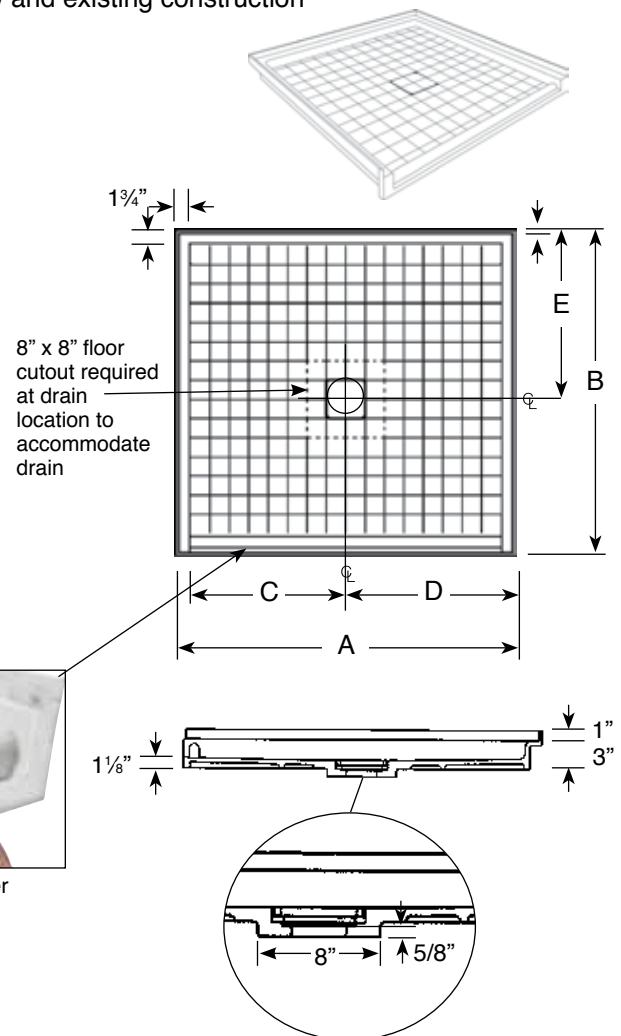
- 10 Year Limited Residential Warranty
- 3 Year Commercial Warranty

COLORS

- 8 colors with 2 1/4" x 2 1/4" tile pattern




Collapsible Bumper



Specifications

	SIZE	MODEL NO	A	B	C	D	E	HT.	WT
<input type="checkbox"/>	39 1/2" x 37 3/4"	FC3938	39 1/2"	37 3/4"	18"	19 3/4"	33 1/4"	3"	124
<input type="checkbox"/>	63 1/2" x 37 3/4"	FC6338	63 1/2"	37 3/4"	30"	31 3/4"	33 1/4"	3"	200

Colors



	Shower Base 2 1/4" Sq. Tile Pattern	Shower Walls Tile Pattern
<input type="checkbox"/>	11 Storm	91 White Carrara
<input type="checkbox"/>	02 Cameo	92 Silver Mocha
<input type="checkbox"/>	14 Sand	94 Sand Mountain
<input type="checkbox"/>	05 Almond	96 Almond Sky
	Shower Base 2 1/4" Sq. Tile Pattern	Shower Walls Plain (no tile pattern)
<input type="checkbox"/>	01 White	01 White
<input type="checkbox"/>	08 Biscuit	08 Biscuit
<input type="checkbox"/>	67 Matrix Khaki	67 Matrix Khaki
<input type="checkbox"/>	86 Sea Shore	86 Sea Shore



Maintenance & Cleaning Information

Daily cleaning just requires wiping with a damp cloth or sponge. Basic stains can be removed with a mild detergent or a general purpose cleaner. To remove persistent stains or light scratches, scrub the surface with an abrasive cleaner and a green Scotch-Brite® pad.

Standards and Ratings

IGC 154-2012
ASME A112.18.1/CSA B125.125.1-11
IAPMO
cUPC®



Shower Base is ADA-adaptable and will comply with the Americans with Disabilities Act when installed per requirements of the 2010 ADA Standards for Accessible Design, Section 608 Shower Compartments, of the Act.

Support Documents

Installation instructions available at transolid.com

FEATURES

- Solid Surface exterior with a reinforced composite substrate for more strength and lighter weight.
- Base has ribbed construction underneath to provide increased durability and make installation easy.
- Select from design styles. 2 styles with center drain location. 1 style with end drain location. Drain not included.
- Retrofit Tub Shower with left hand (LH) or right hand (RH) drain. Replace a bathtub with a shower base without moving existing plumbing. Order by drain location.
- 4-1/4" high single threshold for alcove installation.
- Coordinates with Transolid® Remodel Shower Walls.

WARRANTY

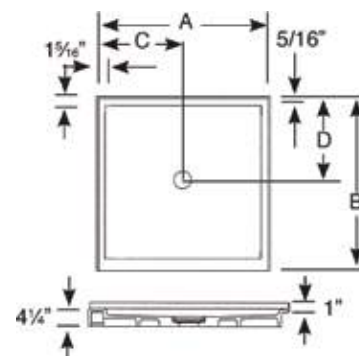
- 5 Year Limited Residential Warranty
- 1 Year Commercial Warranty

COLORS

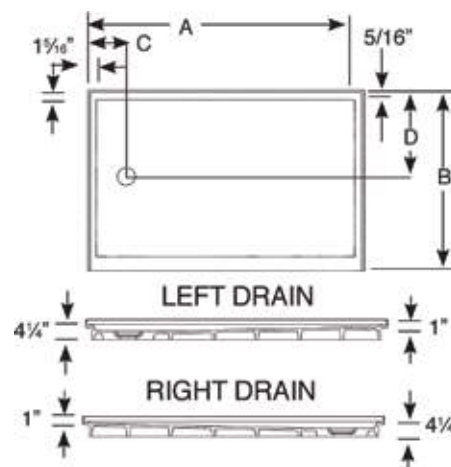
- 12 Decor colors.

Manufactured from Transolid® solid surface
Recommended for new and existing construction

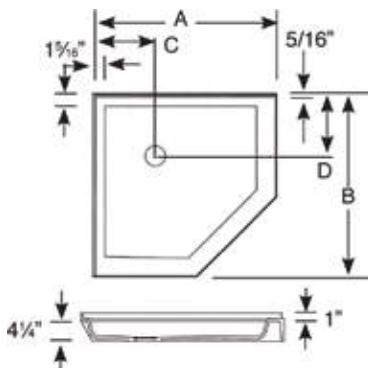
CENTER DRAIN



TUB REPLACEMENT END DRAIN



NEO ANGLE CENTER DRAIN



Specifications

	SIZE	MODEL NO	A	B	C	D	HT.*	WT
CENTER DRAIN								
<input type="checkbox"/>	36" x 36"	PAN3636SCC	36"	36"	18"	18"	4 1/4"	108
<input type="checkbox"/>	48" x 34"	PAN3448SCC	48"	34"	24"	16"	4 1/4"	136
LEFT (L) or RIGHT (R) DRAIN								
<input type="checkbox"/>	60" x 32"	PAN3260SLC	60"	32"	8 1/2"	16"	4 1/4"	160
<input type="checkbox"/>	60" x 32"	PAN3260SRC	60"	32"	8 1/2"	16"	4 1/4"	160
NEO ANGLE CENTER DRAIN								
<input type="checkbox"/>	36" x 36"	PAN3636NCC	36"	36"	12"	12"	4 1/4"	101
<input type="checkbox"/>	38" x 38"	PAN3838NCC	38"	38"	12"	12"	4 1/4"	113
<input type="checkbox"/>	42" x 42"	PAN4242NCC	42"	42"	12"	12"	4 1/4"	138

*Shower Base Height

Overall 5 1/4" - 4 1/4" threshold, 1" water dam

Colors

<input type="checkbox"/>	A5 Decor White
<input type="checkbox"/>	A6 Decor Cameo
<input type="checkbox"/>	A7 Decor Biscuit
<input type="checkbox"/>	A0 Desert Earth
<input type="checkbox"/>	A2 Seaside
<input type="checkbox"/>	A3 Peppered Sage

<input type="checkbox"/>	A4 Sand Castle
<input type="checkbox"/>	A8 Matrix White
<input type="checkbox"/>	B0 Matrix Dusk
<input type="checkbox"/>	B1 Matrix Khaki
<input type="checkbox"/>	B2 Matrix Sand
<input type="checkbox"/>	B9 Matrix Summit

Maintenance & Cleaning Information

Daily cleaning just requires wiping with a damp cloth or sponge. Basic stains can be removed with a mild detergent or a general purpose cleaner. To remove persistent stains or light scratches, scrub the surface with an abrasive cleaner and a green Scotch-Brite® pad.

Standards and Ratings

IGC 154-2012
ASME A112.18.1 / CSA B125.125.1-11
IAPMO
cUPC®

Support Documents

Installation instructions available at
transolid.com

Decor Custom

Single Threshold Shower Base - Custom Sizes

FEATURES

- 100% Solid Surface material.
- Widths up to 96", depths up to 60".
- Single threshold for alcove installation.
- Quick ship - 10 day turn around.
- Custom bases can be ordered with either a standard threshold or zero roll-in threshold.
- Order by providing threshold type, width, depth, drain location and color.

Manufactured from Transolid® solid surface
Recommended for new and existing construction



Standard Threshold

Zero Roll-in Threshold

WARRANTY

- 5 Year Limited Residential Warranty / 1 Year Commercial Warranty

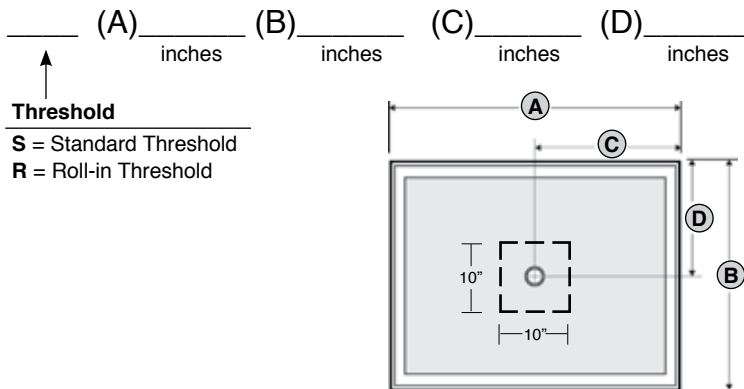
COLORS

- 3 Decor colors with textured bubble pattern.

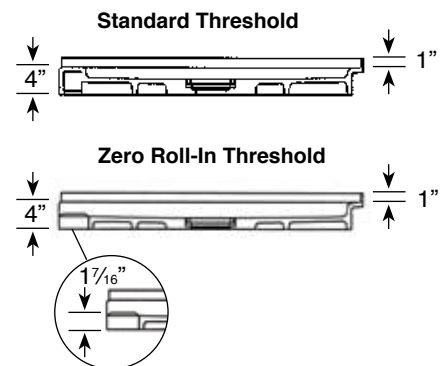
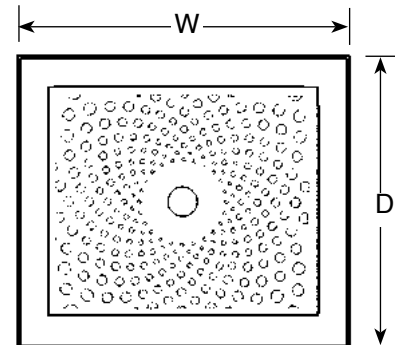
Information needed to order Decor Custom Bases

This must be supplied with order.

Fill-in all dimensions



5" maximum adjustment from the center either left or right



Specifications

	MINIMUM SIZE width x depth	MAXIMUM SIZE width x depth
<input type="checkbox"/>	26" x 32"	36" x 42"
<input type="checkbox"/>	38" x 32"	48" x 42"
<input type="checkbox"/>	50" x 32"	60" x 42"
<input type="checkbox"/>	62" x 32"	72" x 42"
<input type="checkbox"/>	86" x 32"	96" x 60"

Colors

<input type="checkbox"/>	A5 Decor White
<input type="checkbox"/>	A7 Decor Biscuit
<input type="checkbox"/>	B1 Matrix Khaki

Maintenance & Cleaning Information

Daily cleaning just requires wiping with a damp cloth or sponge. Basic stains can be removed with a mild detergent or a general purpose cleaner. To remove persistent stains or light scratches, scrub the surface with an abrasive cleaner and a green Scotch-Brite® pad.

Standards and Ratings

IGC 154-2012
ASME A112.18.1 / CSA B125.125.1-11
IAPMO
cUPC®

Support Documents

Installation instructions available at
transolid.com

SAN6030 Anais 60" x 30½" Freestanding Bathtub

Manufactured from Transolid® resin stone
Recommended for new and existing construction

FEATURES

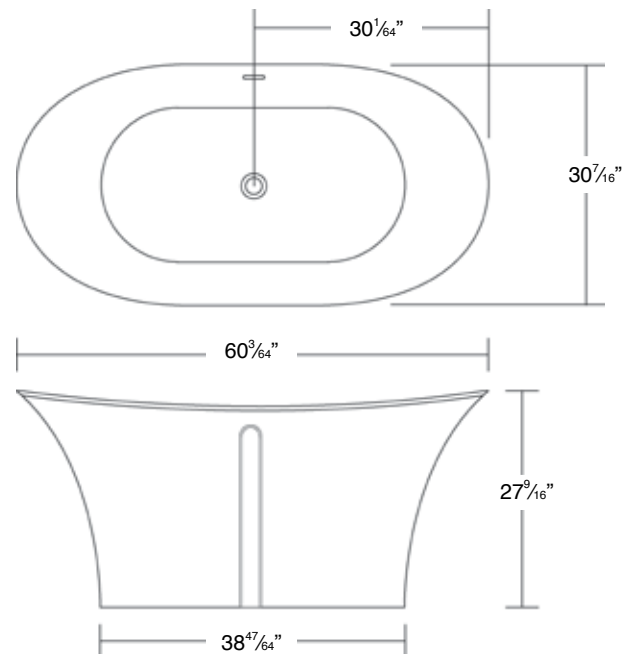
- Freestanding bathtub.
- Transolid® resin stone is a composite of modified acrylic polymer and natural stone. Our products are manufactured to be eco-friendly and non-toxic. It is non-porous so it is unaffected by external forces such as moisture and humidity.
- Resin stone material for superior strength, beauty and easy cleaning. Surface will not support bacteria growth.
- Built-in overflow.
- Spring-loaded bottom drain with chrome drain cover.
- Scratch and impact resistant.
- Soft velvet finish.

WARRANTY

- 10 Year Limited Residential Warranty
3 Year Commercial Warranty

COLORS

- White



Specifications

Model	SAN6030
Dimensions	L60 3/64" x W30 7/16" x H27 9/16"
Drain Outlet	Center
Water Capacity	53 gallons
Cubic Feet	43.44
Item Weight	157 lbs.
Shipping Weight	267 lbs.
Material	Resin Stone
Installation	freestanding, floor mounted
Required	floor or wall mount faucet not supplied

Maintenance & Cleaning Information

Daily cleaning just requires wiping with a damp cloth or sponge. Basic stains can be removed with a mild detergent or a general purpose cleaner. To remove persistent stains or light scratches, scrub the surface with an abrasive cleaner and a green Scotch-Brite® pad.

Standards and Ratings

CSA B45.5
IAPMO Z124



Support Documents

Installation instructions available at
transolid.com

SBR6032 Brookfield 60" x 32" Drop-in Bathtub

SCS60 / SCS32 Brookfield Tub Skirt

Manufactured from Transolid® resin stone
Recommended for new and existing construction

FEATURES

- Drop-in or undermount bathtub.
- Front and end skirt panels for use on SBR6032 Brookfield bathtub. Sold separately.
- Transolid® resin stone is a composite of modified acrylic polymer and natural stone. Our products are manufactured to be eco-friendly and non-toxic. It is non-porous so it is unaffected by external forces such as moisture and humidity.
- Resin stone material for superior strength, beauty and easy cleaning. Surface will not support bacteria growth.
- Built-in armrests.
- Built-in overflow.
- Spring-loaded bottom drain with chrome drain cover.
- Scratch and impact resistant.
- Soft velvet finish.

WARRANTY

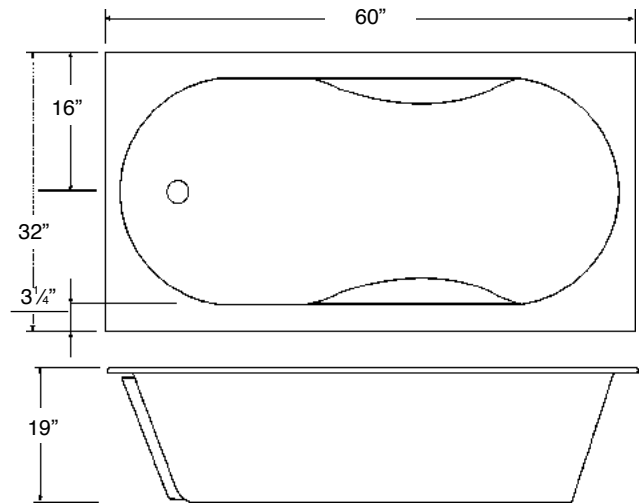
- 10 Year Limited Residential Warranty
- 3 Year Commercial Warranty

COLORS

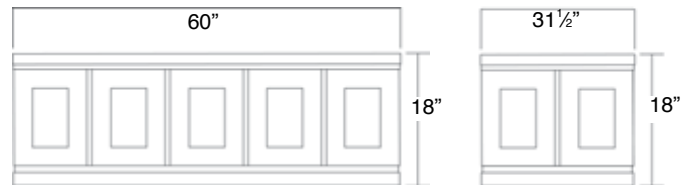
- White

Specifications

SBR6032 BROOKFIELD BATHTUB



SCS60 /SCS32 TUB SKRT



BROOKFIELD BATHTUB

Model	SBR6032
Dimensions	L60" x W32" x H19"
Drain Outlet	End
Water Capacity	59 gallons
Cubic Feet	31.30
Item Weight	111 lbs.
Shipping Weight	211 lbs.
Material	Resin Stone
Installation	drop-in or under mount
Required	floor or wall mount faucet not supplied

TUB SKRT

Model	SCS60	SCS32
Dimensions	L60" x H19"	L31.5" x H19"
Item Weight	37.5 lbs.	22.05 lbs.
Shipping Weight		
Material	Resin Stone	Resin Stone
Installation	for use with 60 x 32 x 19 drop-in or under mount bathtub	

Maintenance & Cleaning Information

Daily cleaning just requires wiping with a damp cloth or sponge. Basic stains can be removed with a mild detergent or a general purpose cleaner. To remove persistent stains or light scratches, scrub the surface with an abrasive cleaner and a green Scotch-Brite® pad.

Standards and Ratings

CSA B45.5
IAPMO Z124



Support Documents

Installation instructions available at
transolid.com

SGL6731 Glenwood 67" x 31½" Freestanding Bathtub

Manufactured from Transolid® resin stone
Recommended for new and existing construction

FEATURES

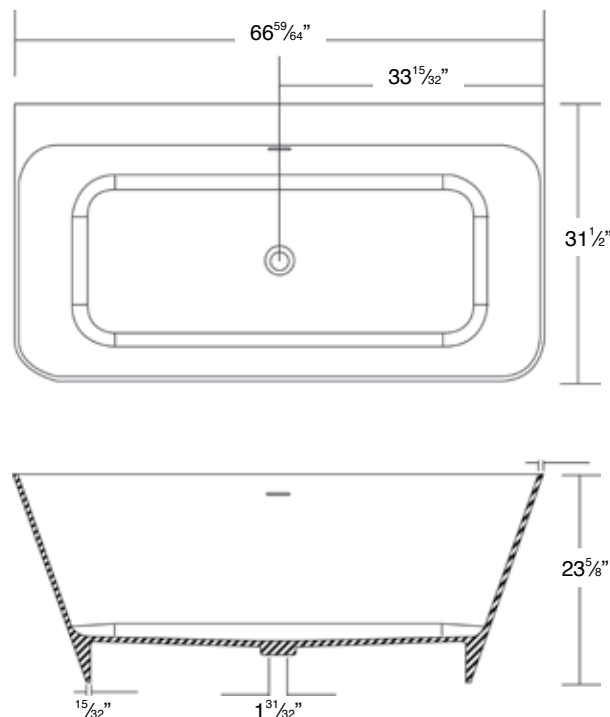
- Freestanding bathtub.
- Transolid® resin stone is a composite of modified acrylic polymer and natural stone. Our products are manufactured to be eco-friendly and non-toxic. It is non-porous so it is unaffected by external forces such as moisture and humidity.
- Resin stone material for superior strength, beauty and easy cleaning. Surface will not support bacteria growth.
- Built-in overflow.
- Spring-loaded bottom drain with chrome drain cover.
- Scratch and impact resistant.
- Soft velvet finish.

WARRANTY

- 10 Year Limited Residential Warranty
3 Year Commercial Warranty

COLORS

- White



Specifications

Model	SGL6731
Dimensions	L66 ^{59/64} " x W31 ^{1/2} " x H23 ^{5/8} "
Drain Outlet	Center
Water Capacity	87 gallons
Cubic Feet	44.14
Item Weight	254 lbs.
Shipping Weight	364 lbs.
Material	Resin Stone
Installation	freestanding, floor mounted
Required	floor or wall mount faucet not supplied

Maintenance & Cleaning Information

Daily cleaning just requires wiping with a damp cloth or sponge. Basic stains can be removed with a mild detergent or a general purpose cleaner. To remove persistent stains or light scratches, scrub the surface with an abrasive cleaner and a green Scotch-Brite® pad.

Standards and Ratings

CSA B45.5
IAPMO Z124



Support Documents

Installation instructions available at
transolid.com

SLY6030 Lynville 60" x 29½" Freestanding Bathtub

Manufactured from Transolid® resin stone
Recommended for new and existing construction

FEATURES

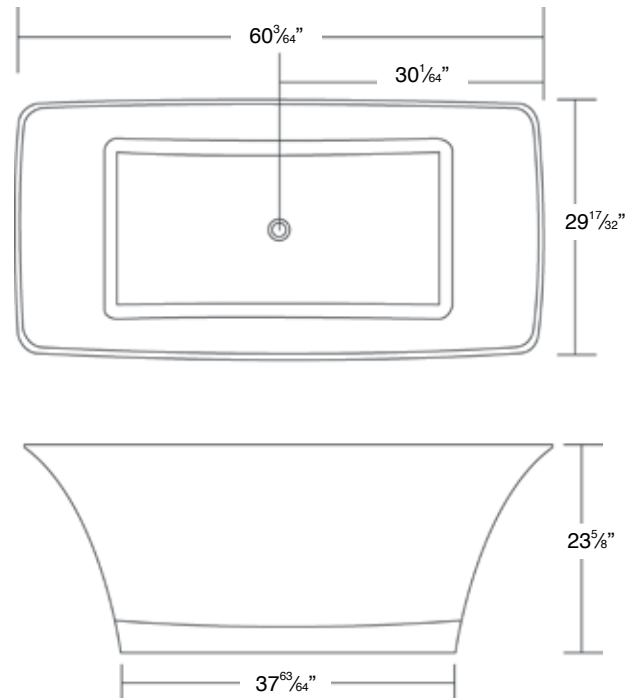
- Freestanding bathtub.
- Transolid® resin stone is a composite of modified acrylic polymer and natural stone. Our products are manufactured to be eco-friendly and non-toxic. It is non-porous so it is unaffected by external forces such as moisture and humidity.
- Resin stone material for superior strength, beauty and easy cleaning. Surface will not support bacteria growth.
- Built-in overflow.
- Spring-loaded bottom drain with chrome drain cover.
- Scratch and impact resistant.
- Soft velvet finish.

WARRANTY

- 10 Year Limited Residential Warranty
3 Year Commercial Warranty

COLORS

- White



Specifications

Model	SLY6030
Dimensions	L60 ³ / ₆₄ " x W29 ¹⁷ / ₃₂ " x H23 ⁵ / ₈ "
Drain Outlet	Center
Water Capacity	79 gallons
Cubic Feet	36.37
Item Weight	170 lbs.
Shipping Weight	280 lbs.
Material	Resin Stone
Installation	freestanding, floor mounted
Required	floor or wall mount faucet not supplied

Maintenance & Cleaning Information

Daily cleaning just requires wiping with a damp cloth or sponge. Basic stains can be removed with a mild detergent or a general purpose cleaner. To remove persistent stains or light scratches, scrub the surface with an abrasive cleaner and a green Scotch-Brite® pad.

Standards and Ratings

CSA B45.5
IAPMO Z124



Support Documents

Installation instructions available at
transolid.com



SML5828 Marisol 58¹/₄" x 28³/₄" Freestanding Bathtubs

SML6731 Marisol Grande 66¹/₂" x 33¹/₂"

Manufactured from Transolid® resin stone
Recommended for new and existing construction

FEATURES

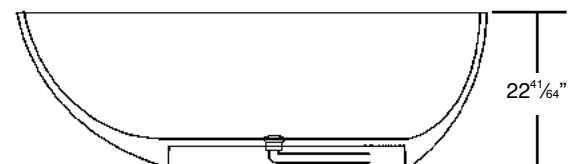
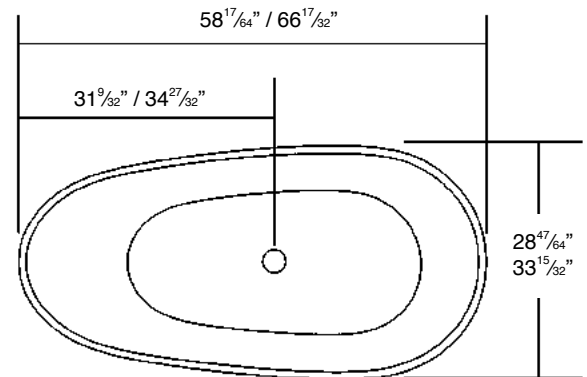
- Freestanding bathtub available in 2 sizes.
- Transolid® resin stone is a composite of modified acrylic polymer and natural stone. Our products are manufactured to be eco-friendly and non-toxic. It is non-porous so it is unaffected by external forces such as moisture and humidity.
- Resin stone material for superior strength, beauty and easy cleaning. Surface will not support bacteria growth.
- Built-in overflow.
- Spring-loaded bottom drain with chrome drain cover.
- Scratch and impact resistant.
- Soft velvet finish.

WARRANTY

- 10 Year Limited Residential Warranty
3 Year Commercial Warranty

COLORS

- White



Specifications

Model	SML5828
Dimensions	L58 ¹⁷ / ₆₄ " x W28 ⁴⁷ / ₆₄ " x H22 ⁴¹ / ₆₄ "
Drain Outlet	Center
Water Capacity	69 gallons
Cubic Feet	38.17
Item Weight	287 lbs.
Shipping Weight	397 lbs.
Material	Resin Stone
Installation	freestanding, floor mounted
Required	floor or wall mount faucet not supplied

Model	SML6733
Dimensions	L66 ¹⁷ / ₃₂ " x W33 ¹⁵ / ₃₂ " x H22 ³ / ₆₄ "
Drain Outlet	Center
Water Capacity	74 gallons
Cubic Feet	38.17
Item Weight	353 lbs.
Shipping Weight	463 lbs.
Material	Resin Stone
Installation	freestanding, floor mounted
Required	floor or wall mount faucet not supplied

Maintenance & Cleaning Information

Daily cleaning just requires wiping with a damp cloth or sponge. Basic stains can be removed with a mild detergent or a general purpose cleaner. To remove persistent stains or light scratches, scrub the surface with an abrasive cleaner and a green Scotch-Brite® pad.

Standards and Ratings

CSA B45.5
IAPMO Z124



Support Documents

Installation instructions available at
transolid.com

SMN6030 Milan 60" x 29½" Freestanding Bathtub

Manufactured from Transolid® resin stone
Recommended for new and existing construction

FEATURES

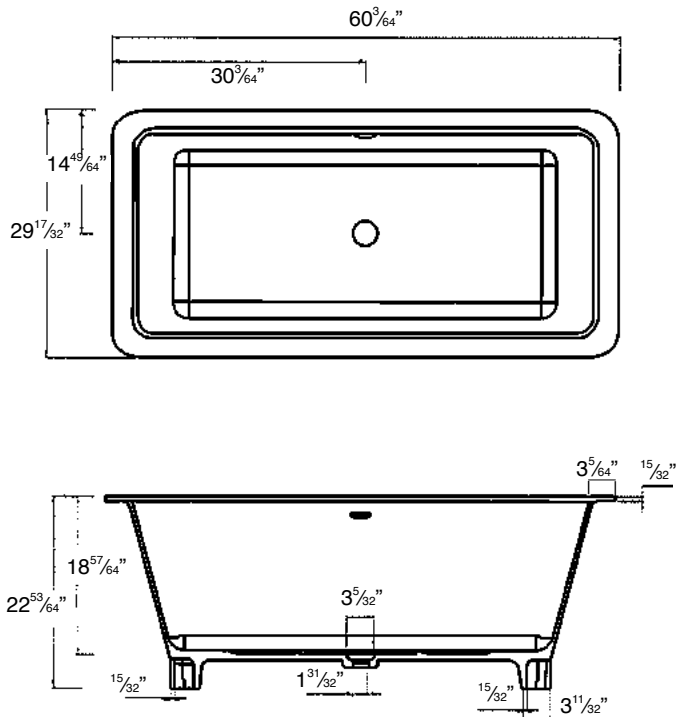
- Freestanding bathtub.
- Transolid® resin stone is a composite of modified acrylic polymer and natural stone. Our products are manufactured to be eco-friendly and non-toxic. It is non-porous so it is unaffected by external forces such as moisture and humidity.
- Resin stone material for superior strength, beauty and easy cleaning. Surface will not support bacteria growth.
- Built-in overflow.
- Spring-loaded bottom drain with chrome drain cover.
- Scratch and impact resistant.
- Soft velvet finish.

WARRANTY

- 10 Year Limited Residential Warranty
- 3 Year Commercial Warranty

COLORS

- White



Specifications

Model	SMN6030
Dimensions	L60 ³ / ₄ " x W29 ¹ / ₂ " x H22 ⁷ / ₈ "
Drain Outlet	Center
Water Capacity	67 gallons
Cubic Feet	36.72
Item Weight	220 lbs.
Shipping Weight	331 lbs.
Material	Resin Stone
Installation	freestanding, floor mounted
Required	floor or wall mount faucet not supplied

Maintenance & Cleaning Information

Daily cleaning just requires wiping with a damp cloth or sponge. Basic stains can be removed with a mild detergent or a general purpose cleaner. To remove persistent stains or light scratches, scrub the surface with an abrasive cleaner and a green Scotch-Brite® pad.

Standards and Ratings

CSA B45.5
IAPMO Z124



Support Documents

Installation instructions available at
transolid.com

SSH7236 Shea 72⁵/₈" x 36¹/₄" Freestanding Bathtub

Manufactured from Transolid® resin stone
Recommended for new and existing construction

FEATURES

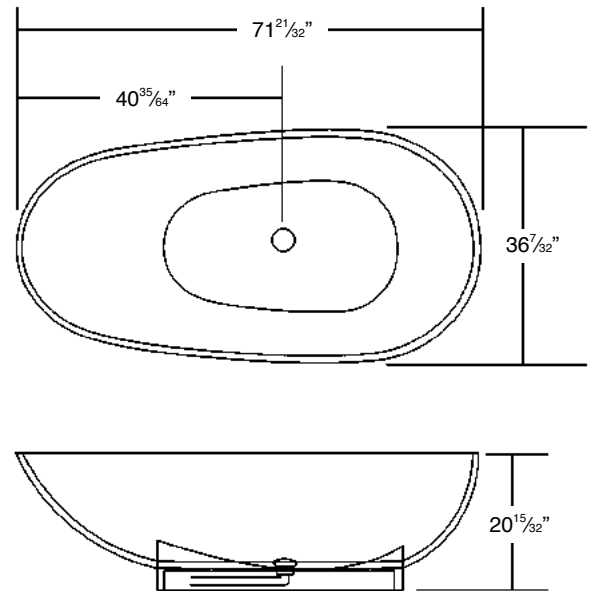
- Freestanding bathtub.
- Transolid® resin stone is a composite of modified acrylic polymer and natural stone. Our products are manufactured to be eco-friendly and non-toxic. It is non-porous so it is unaffected by external forces such as moisture and humidity.
- Resin stone material for superior strength, beauty and easy cleaning. Surface will not support bacteria growth.
- Built-in overflow.
- Spring-loaded bottom drain with chrome drain cover.
- Scratch and impact resistant.
- Soft velvet finish.

WARRANTY

- 10 Year Limited Residential Warranty
3 Year Commercial Warranty

COLORS

- White



Specifications

Model	SSH7236
Dimensions	L71 ²¹ / ₃₂ " x W36 ⁷ / ₃₂ " x H20 ¹⁵ / ₃₂ "
Drain Outlet	Center
Water Capacity	70 gallons
Cubic Feet	43.50
Item Weight	368 lbs.
Shipping Weight	479 lbs.
Material	Resin Stone
Installation	freestanding, floor mounted
Required	floor or wall mount faucet not supplied

Maintenance & Cleaning Information

Daily cleaning just requires wiping with a damp cloth or sponge. Basic stains can be removed with a mild detergent or a general purpose cleaner. To remove persistent stains or light scratches, scrub the surface with an abrasive cleaner and a green Scotch-Brite® pad.

Standards and Ratings

CSA B45.5
IAPMO Z124



Support Documents

Installation instructions available at
transolid.com

SSW6331 Sherwood 63" x 31½" Freestanding Bathtubs

SSW7131 Sherwood Grande 71" x 31½"

Manufactured from Transolid® resin stone
Recommended for new and existing construction

FEATURES

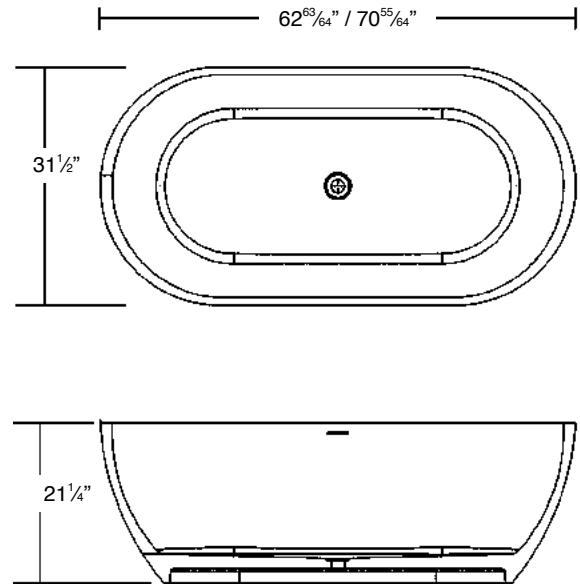
- Freestanding bathtub available in 2 sizes.
- Transolid® resin stone is a composite of modified acrylic polymer and natural stone. Our products are manufactured to be eco-friendly and non-toxic. It is non-porous so it is unaffected by external forces such as moisture and humidity.
- Resin stone material for superior strength, beauty and easy cleaning. Surface will not support bacteria growth.
- Built-in overflow.
- Spring-loaded bottom drain with chrome drain cover.
- Scratch and impact resistant.
- Soft velvet finish.

WARRANTY

- 10 Year Limited Residential Warranty
- 3 Year Commercial Warranty

COLORS

- White



Specifications

Model	SSW6331
Dimensions	L62 ⁵⁵ / ₆₄ " x W31 ¹ / ₂ " x H21 ¹ / ₄ "
Drain Outlet	Center
Water Capacity	82 gallons
Cubic Feet	34.02
Item Weight	353 lbs.
Shipping Weight	463 lbs.
Material	Resin Stone
Installation	freestanding, floor mounted
Required	floor or wall mount faucet not supplied

Model	SSW7131
Dimensions	L70 ⁵⁵ / ₆₄ " x W31 ¹ / ₂ " x H21 ¹ / ₄ "
Drain Outlet	Center
Water Capacity	96 gallons
Cubic Feet	38.03
Item Weight	419 lbs.
Shipping Weight	529 lbs.
Material	Resin Stone
Installation	freestanding, floor mounted
Required	floor or wall mount faucet not supplied

Maintenance & Cleaning Information

Daily cleaning just requires wiping with a damp cloth or sponge. Basic stains can be removed with a mild detergent or a general purpose cleaner. To remove persistent stains or light scratches, scrub the surface with an abrasive cleaner and a green Scotch-Brite® pad.

Standards and Ratings

CSA B45.5
IAPMO Z124



Support Documents

Installation instructions available at transolid.com

SVL6730 Vermillion 67" x 29½" Freestanding Bathtub

Manufactured from Transolid® resin stone
Recommended for new and existing construction

FEATURES

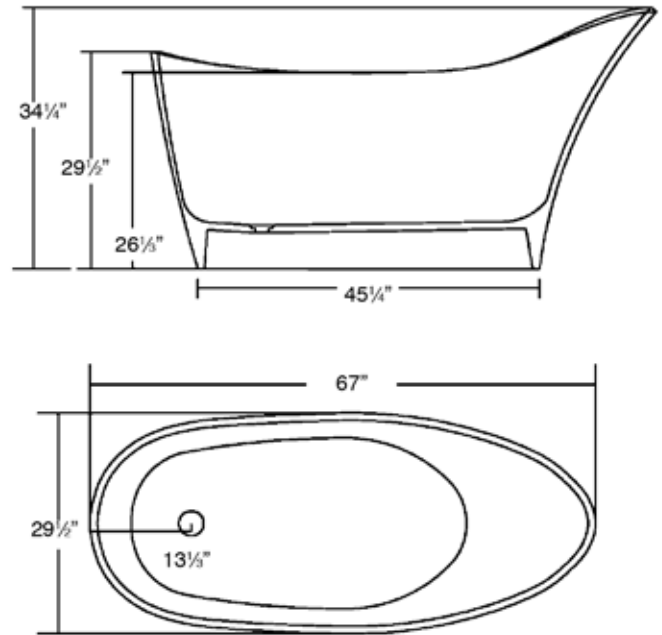
- Freestanding bathtub.
- Transolid® resin stone is a composite of modified acrylic polymer and natural stone. Our products are manufactured to be eco-friendly and non-toxic. It is non-porous so it is unaffected by external forces such as moisture and humidity.
- Resin stone material for superior strength, beauty and easy cleaning. Surface will not support bacteria growth.
- Built-in overflow.
- Spring-loaded bottom drain with chrome drain cover.
- Scratch and impact resistant.
- Soft velvet finish.

WARRANTY

- 10 Year Limited Residential Warranty
3 Year Commercial Warranty

COLORS

- White



Specifications

Model	SVL6730
Dimensions	L66 ^{59/64} " x W29 ^{1/2} " x H34 ^{1/4} " / 29 ^{1/2} "
Drain Outlet	End
Water Capacity	82 gallons
Cubic Feet	54.37
Item Weight	488 lbs.
Shipping Weight	538 lbs.
Material	Resin Stone
Installation	freestanding, floor mounted
Required	floor or wall mount faucet not supplied

Maintenance & Cleaning Information

Daily cleaning just requires wiping with a damp cloth or sponge. Basic stains can be removed with a mild detergent or a general purpose cleaner. To remove persistent stains or light scratches, scrub the surface with an abrasive cleaner and a green Scotch-Brite® pad.

Standards and Ratings

CSA B45.5
IAPMO Z124



Support Documents

Installation instructions available at
transolid.com

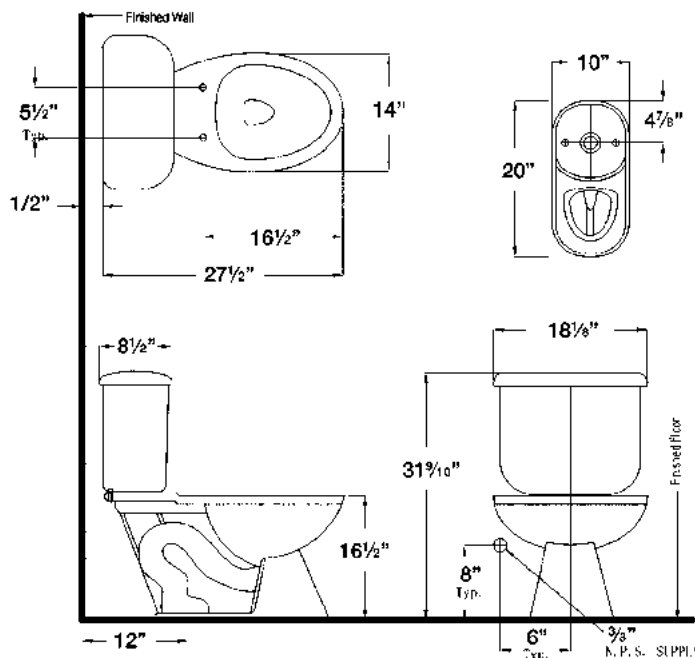


TBT-1550 Madison 2-Pc. RD HET 1.28 GPF Toilet

Manufactured from Transolid® vitreous china
Recommended for new and existing construction

FEATURES

- Close coupled 2-pc. HET toilet.
Combination round front bowl and tank, less seat.
- 12" (305mm) rough-in.
- Vitreous china.
- High efficiency (1.28 gpf/4.8 Lpf).
- Gravity feed, siphon action bowl.
- 2" fully-glazed trapway.
- 16-1/2" comfort height.
- Chrome trip lever.
- 2 color-matched bolt caps.
- Meets strict flushing performance criterion established by the EPA (environmental protection Agency) WaterSense program.
- High efficiency toilets use at least 20% less water than standard 1.6 GPF toilets
- This product can help a building earn Water Efficiency points in the LEED Greep Building Rating System™



WARRANTY

- 5 Year Limited Residential Warranty
1 Year Commercial Warranty

COLOR

- White

Specifications

	MODEL NO.	DESCRIPTION	Length	Width	Height	Wt.
COMPLETE TOILET KITS						
<input type="checkbox"/>	TBT-1550	RD Bowl & LH Tank	27 1/2"	18 1/8"	31 1/4"	69.6
<input type="checkbox"/>	TBT-1550-01	RD Bowl & RH Tank	27 1/2"	18 1/8"	31 1/4"	69.6
INDIVIDUAL COMPONENTS						
<input type="checkbox"/>	TB-1550	Round Front Bowl	27 1/2"	14"	16 1/2"	39.6
<input type="checkbox"/>	TT-1550	Toilet Tank - LH Trip Lever	8 1/2"	18 1/8"	15 1/4"	30.0
<input type="checkbox"/>	TT-1550-01	Toilet Tank - RH Trip Lever	8 1/2"	18 1/8"	15 1/4"	30.0

Maintenance & Cleaning Information

Soft abrasive cleaners may be used when necessary to clean Transolid® vitreous china products. Strong abrasive cleaners will scratch and dull the surface. Most toilet bowl cleaners are safe to use on vitreous china. Follow label directions and use toilet bowl cleaners on the inside of the bowl only.

Do not use in-tank toilet cleaners as they can damage the flush valve or other working parts. Wipe any splashes of cleaner solutions from plastic or plated surfaces immediately.

Compliance Certifications -

Meets or Exceeds Following Specifications

ASME A112.19.2M-2008/CSA B45.1-2008
UPC®, National Plumbing Code of Canada,
IPC & IRC
EPA Water Sense Tank-Type
High Efficiency Toilet Specs



TBTS1-1550 Madison 2-Pc. RD HET 1.28 GPF All-in-One Toilet Kit

Manufactured from Transolid® vitreous china
Recommended for new and existing construction

FEATURES

- Kit includes close coupled 2-pc. HET toilet. Combination round front bowl and tank with seat, wax seal, hold-down bolts and 2 color-matched bolt caps.
- 12" (305mm) rough-in.
- Vitreous china.
- High efficiency (1.28 gpf/4.8 Lpf).
- Gravity feed, siphon action bowl.
- 2" fully-glazed trapway.
- 16-1/2" comfort height.
- Chrome trip lever.
- Meets strict flushing performance criterion established by the EPA (environmental protection Agency) WaterSense program.
- High efficiency toilets use at least 20% less water than standard 1.6 GPF toilets
- This product can help a building earn Water Efficiency points in the LEED Greep Building Rating System™

WARRANTY

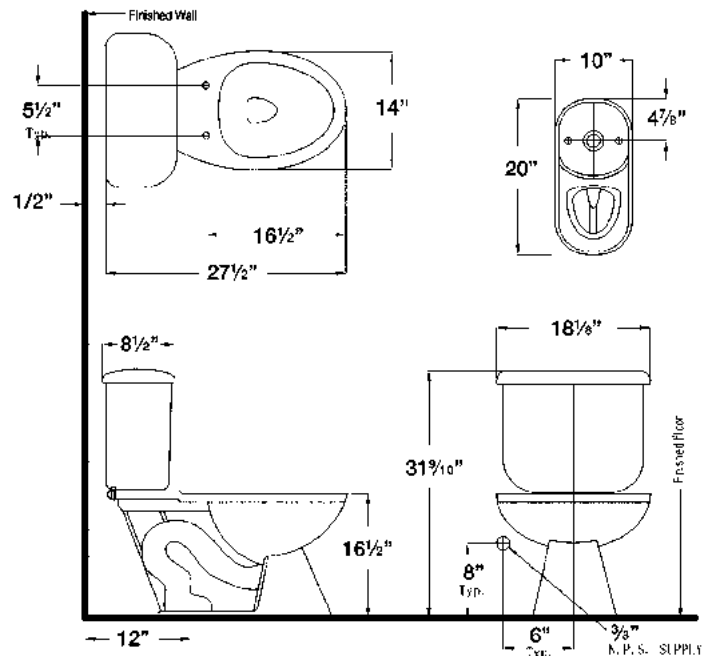
- 5 Year Limited Residential Warranty
- 1 Year Commercial Warranty

COLOR

- White

Specifications

	MODEL NO.	DESCRIPTION	Length	Width	Height	Wt.
COMPLETE TOILET KIT						
<input type="checkbox"/>	TBTS1-1550	Round Front Toilet Kit	27½"	18⅝"	31¼"	79.2



Maintenance & Cleaning Information

Soft abrasive cleaners may be used when necessary to clean Transolid® vitreous china products. Strong abrasive cleaners will scratch and dull the surface. Most toilet bowl cleaners are safe to use on vitreous china. Follow label directions and use toilet bowl cleaners on the inside of the bowl only.

Do not use in-tank toilet cleaners as they can damage the flush valve or other working parts. Wipe any splashes of cleaner solutions from plastic or plated surfaces immediately.

Compliance Certifications - Meets or Exceeds the Following Specifications

ASME A112.19.2M-2008/CSA B45.1-2008
UPC®, National Plumbing Code of Canada,
IPC & IRC
EPA Water Sense Tank-Type
High Efficiency Toilet Specs





TBT-1555 Madison 2-Pc. EL HET 1.28 GPF Toilet

Manufactured from Transolid® vitreous china
Recommended for new and existing construction

FEATURES

- Close coupled 2-pc. HET toilet.
Combination elongated front bowl and tank, less seat.
- 12" (305mm) rough-in.
- Vitreous china.
- High efficiency (1.28 gpf/4.8 Lpf).
- Gravity feed, siphon action bowl.
- 2" fully-glazed trapway.
- 16-1/2" comfort height.
- Chrome trip lever.
- 2 color-matched bolt caps.
- Meets strict flushing performance criterion established by the EPA (environmental protection Agency) WaterSense program.
- High efficiency toilets use at least 20% less water than standard 1.6 GPF toilets
- This product can help a building earn Water Efficiency points in the LEED Green Building Rating System™

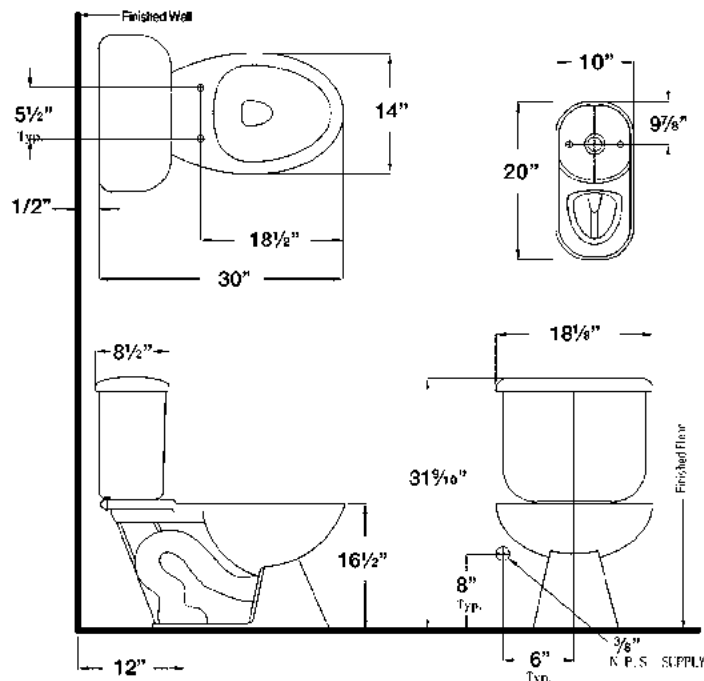
WARRANTY

- 5 Year Limited Residential Warranty
1 Year Commercial Warranty

COLOR

- White

Specifications



	MODEL NO.	DESCRIPTION	Length	Width	Height	Wt.
COMPLETE TOILET KITS						
<input type="checkbox"/>	TBT-1555	EL Bowl & LH Tank	30"	18 1/8"	31 1/4"	80.6
<input type="checkbox"/>	TBT-1555-01	EL Bowl & RH Tank	30"	18 1/8"	31 1/4"	80.6
INDIVIDUAL COMPONENTS						
<input type="checkbox"/>	TB-1555	Elongated Front Bowl	30"	14"	16 1/2"	50.6
<input type="checkbox"/>	TT-1550	Toilet Tank - LH Trip Lever	8 1/2"	18 1/8"	15 1/4"	30.0
<input type="checkbox"/>	TT-1550-01	Toilet Tank - RH Trip Lever	8 1/2"	18 1/8"	15 1/4"	30.0

Maintenance & Cleaning Information

Soft abrasive cleaners may be used when necessary to clean Transolid® vitreous china products. Strong abrasive cleaners will scratch and dull the surface. Most toilet bowl cleaners are safe to use on vitreous china. Follow label directions and use toilet bowl cleaners on the inside of the bowl only.

Do not use in-tank toilet cleaners as they can damage the flush valve or other working parts. Wipe any splashes of cleaner solutions from plastic or plated surfaces immediately.

Compliance Certifications -

Meets or Exceeds Following Specifications

ASME A112.19.2M-2008/CSA B45.1-2008
UPC®, National Plumbing Code of Canada,
IPC & IRC
EPA Water Sense Tank-Type
High Efficiency Toilet Specs



TBTS1-1555 Madison 2-Pc. EL HET 1.28 GPF All-in-One Toilet Kit

Manufactured from Transolid® vitreous china
Recommended for new and existing construction

FEATURES

- Kit includes close coupled 2-pc. HET toilet. Combination elongated front bowl and tank with seat, wax seal, hold-down bolts and 2 color-matched bolt caps.
- 12" (305mm) rough-in.
- Vitreous china.
- High efficiency (1.28 gpf/4.8 Lpf).
- Gravity feed, siphon action bowl.
- 2" fully-glazed trapway.
- 16-1/2" comfort height.
- Chrome trip lever.
- Meets strict flushing performance criterion established by the EPA (environmental protection Agency) WaterSense program.
- High efficiency toilets use at least 20% less water than standard 1.6 GPF toilets
- This product can help a building earn Water Efficiency points in the LEED Green Building Rating System™

WARRANTY

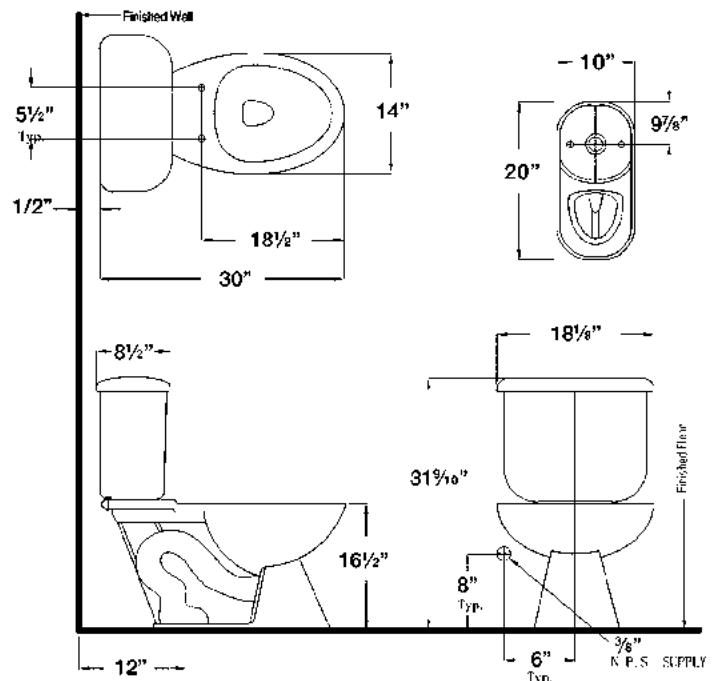
- 5 Year Limited Residential Warranty
- 1 Year Commercial Warranty

COLOR

- White

Specifications

	MODEL NO.	DESCRIPTION	Length	Width	Height	Wt.
COMPLETE TOILET KIT						
<input type="checkbox"/>	TBTS1-1555	Elongated Front Toilet Kit	30"	18 1/8"	31 9/10"	83.6



Maintenance & Cleaning Information

Soft abrasive cleaners may be used when necessary to clean Transolid® vitreous china products. Strong abrasive cleaners will scratch and dull the surface. Most toilet bowl cleaners are safe to use on vitreous china. Follow label directions and use toilet bowl cleaners on the inside of the bowl only.

Do not use in-tank toilet cleaners as they can damage the flush valve or other working parts. Wipe any splashes of cleaner solutions from plastic or plated surfaces immediately.

Compliance Certifications - Meets or Exceeds Following Specifications

ASME A112.19.2M-2008/CSA B45.1-2008
UPC®, National Plumbing Code of Canada, IPC & IRC
EPA Water Sense Tank-Type
High Efficiency Toilet Specs





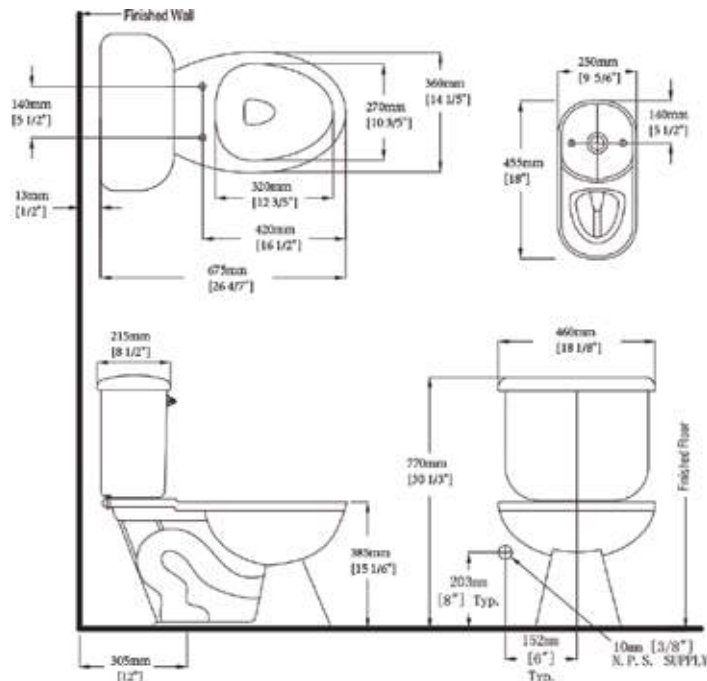
TBT-1560 Madison 2-Pc. RD HET 1.0 GPF Toilet

Manufactured from Transolid® vitreous china
Recommended for new and existing construction

FEATURES

- Close coupled 2-pc. HET toilet. Combination round front bowl and tank, less seat.
- 12" (305mm) rough-in.
- Vitreous china.
- MaP™ Rated 1000 Gram Flush
- High efficiency (1.0 gpf/3.8 Lpf).
- Gravity feed, siphon action bowl.
- 2" fully-glazed trapway.
- Wide 3" flush valve.
- Color-matched trip lever.
- 2 color-matched bolt caps.
- Meets strict flushing performance criterion established by the EPA (environmental protection Agency) WaterSense program.
- High efficiency toilets use at least 20% less water than standard 1.6 GPF toilets
- This product can help a building earn Water Efficiency points in the LEED Greep Building Rating System™

**1000
gram
MaP**



WARRANTY

- 5 Year Limited Residential Warranty
- 1 Year Commercial Warranty

COLOR

- White

Specifications

	MODEL NO.	DESCRIPTION	Length	Width	Height	Wt.
COMPLETE TOILET KIT						
<input type="checkbox"/>	TBT-1560	RD Bowl & LH Tank	26 1/4"	18 1/8"	30 1/3"	73.0
INDIVIDUAL COMPONENTS						
<input type="checkbox"/>	TB-1560	Round Front Bowl	26 1/4"	14 1/5"	15 1/8"	38.0
<input type="checkbox"/>	TT-1560	Toilet Tank - LH Trip Lever	8 1/2"	18 1/8"	15 1/8"	35.0

Maintenance & Cleaning Information

Soft abrasive cleaners may be used when necessary to clean Transolid® vitreous china products. Strong abrasive cleaners will scratch and dull the surface. Most toilet bowl cleaners are safe to use on vitreous china. Follow label directions and use toilet bowl cleaners on the inside of the bowl only.

Do not use in-tank toilet cleaners as they can damage the flush valve or other working parts. Wipe any splashes of cleaner solutions from plastic or plated surfaces immediately.

Compliance Certifications -

Meets or Exceeds Following Specifications

ASME A112.19.2M-2008/CSA B45.1-2008
UPC®, National Plumbing Code of Canada,
IPC & IRC

EPA Water Sense Tank-Type
High Efficiency Toilet Specs

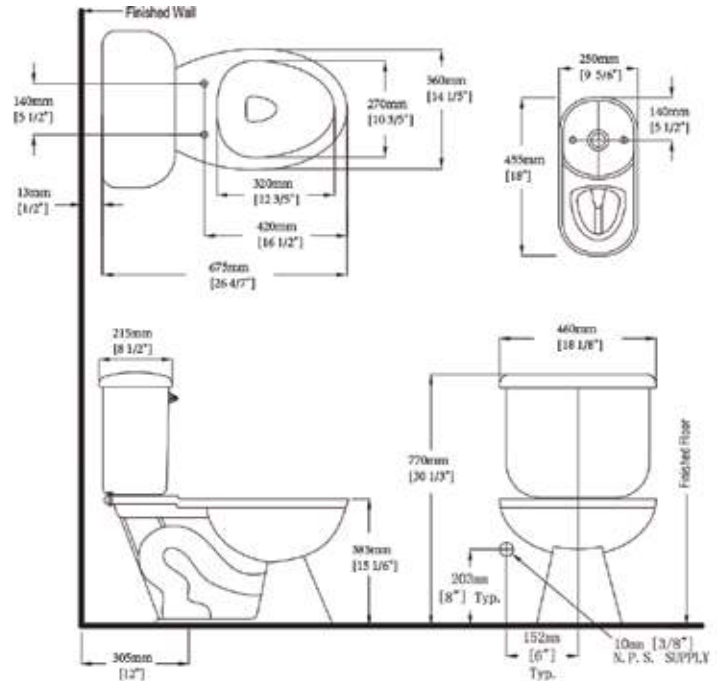




FEATURES

- Kit includes close coupled 2-pc. HET toilet. Combination round front bowl and tank with seat, wax seal, hold-down bolts and 2 color-matched bolt caps.
- 12" (305mm) rough-in.
- Vitreous china.
- MaP™ Rated 1000 Gram Flush
- High efficiency (1.0 gpf/3.8 Lpf).
- Gravity feed, siphon action bowl.
- 2" fully-glazed trapway.
- Wide 3" flush valve.
- Color-matched trip lever.
- Meets strict flushing performance criterion established by the EPA (environmental protection Agency) WaterSense program.
- High efficiency toilets use at least 20% less water than standard 1.6 GPF toilets
- This product can help a building earn Water Efficiency points in the LEED Green Building Rating System™

**1000
gram
MaP**



WARRANTY

- 5 Year Limited Residential Warranty
1 Year Commercial Warranty

COLOR

- White

Specifications

	MODEL NO.	DESCRIPTION	Length	Width	Height	Wt.
COMPLETE TOILET KIT						
<input type="checkbox"/>	TBTS1-1560	Round Front Toilet Kit	26 $\frac{4}{7}$ "	18 $\frac{1}{8}$ "	30 $\frac{1}{3}$ "	83.0

Maintenance & Cleaning Information

Soft abrasive cleaners may be used when necessary to clean Transolid® vitreous china products. Strong abrasive cleaners will scratch and dull the surface. Most toilet bowl cleaners are safe to use on vitreous china. Follow label directions and use toilet bowl cleaners on the inside of the bowl only.

Do not use in-tank toilet cleaners as they can damage the flush valve or other working parts. Wipe any splashes of cleaner solutions from plastic or plated surfaces immediately.

Compliance Certifications - Meets or Exceeds Following Specifications

ASME A112.19.2M-2008/CSA B45.1-2008
UPC®, National Plumbing Code of Canada,
IPC & IRC
EPA Water Sense Tank-Type
High Efficiency Toilet Specs





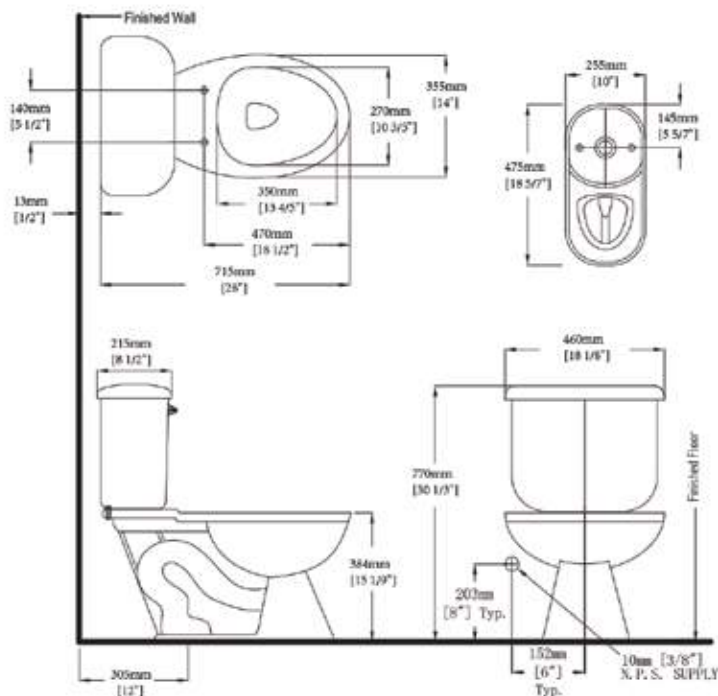
TBT-1565 Madison 2-Pc. EL HET 1.0 GPF Toilet

Manufactured from Transolid® vitreous china
Recommended for new and existing construction

FEATURES

- Close coupled 2-pc. HET toilet.
Combination elongated front bowl and tank, less seat.
- 12" (305mm) rough-in.
- Vitreous china.
- MaP™ Rated 1000 Gram Flush
- High efficiency (1.0 gpf/3.8 Lpf).
- Gravity feed, siphon action bowl.
- 2" fully-glazed trapway.
- Wide 3" flush valve.
- Color-matched trip lever.
- 2 color-matched bolt caps.
- Meets strict flushing performance criterion established by the EPA (environmental protection Agency) WaterSense program.
- High efficiency toilets use at least 20% less water than standard 1.6 GPF toilets
- This product can help a building earn Water Efficiency points in the LEED Green Building Rating System™

**1000
gram
MaP**



WARRANTY

- 5 Year Limited Residential Warranty
1 Year Commercial Warranty

COLORS

- White
- Biscuit

Specifications

	MODEL NO.	DESCRIPTION	Length	Width	Height	Wt.
COMPLETE TOILET KIT						
<input type="checkbox"/>	TBT-1565	EL Bowl & LH Tank	28"	18 1/8"	30 1/3"	87.0
INDIVIDUAL COMPONENTS						
<input type="checkbox"/>	TB-1565	Elongated Front Bowl	28"	14"	15 1/8"	52.0
<input type="checkbox"/>	TT-1560	Toilet Tank - LH Trip Lever	8 1/2"	18 1/8"	15 1/8"	35.0

Maintenance & Cleaning Information

Soft abrasive cleaners may be used when necessary to clean Transolid® vitreous china products. Strong abrasive cleaners will scratch and dull the surface. Most toilet bowl cleaners are safe to use on vitreous china. Follow label directions and use toilet bowl cleaners on the inside of the bowl only.

Do not use in-tank toilet cleaners as they can damage the flush valve or other working parts. Wipe any splashes of cleaner solutions from plastic or plated surfaces immediately.

Compliance Certifications -

Meets or Exceeds Following Specifications

ASME A112.19.2M-2008/CSA B45.1-2008
UPC®, National Plumbing Code of Canada,
IPC & IRC
EPA Water Sense Tank-Type
High Efficiency Toilet Specs



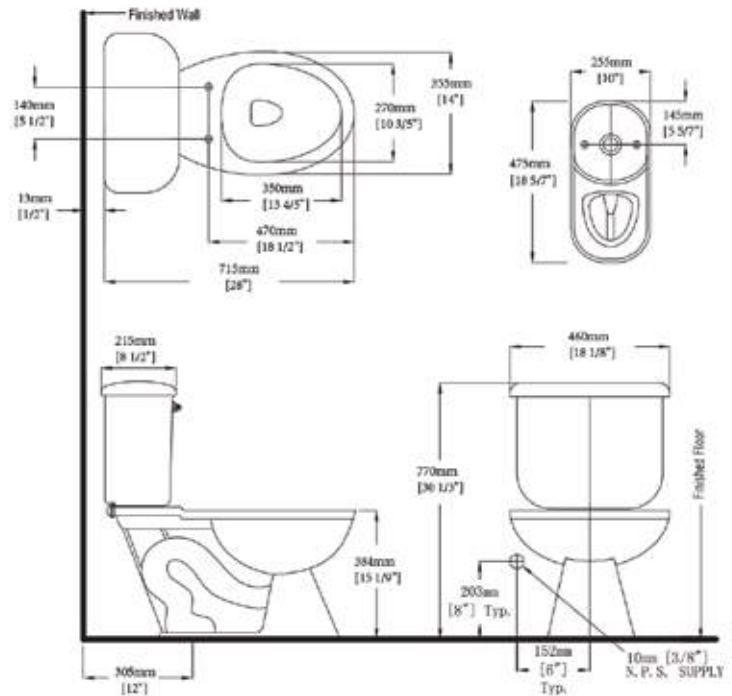
TBTS1-1565 Madison 2-Pc. EL HET 1.0 GPF All-in-One Toilet Kit

Manufactured from Transolid® vitreous china
Recommended for new and existing construction

FEATURES

- Kit includes close coupled 2-pc. HET toilet. Combination elongated front bowl and tank with seat, wax seal, hold-down bolts and 2 color-matched bolt caps.
- 12" (305mm) rough-in.
- Vitreous china.
- MaP™ Rated 1000 Gram Flush
- High efficiency (1.0 gpf/3.8 Lpf).
- Gravity feed, siphon action bowl.
- 2" fully-glazed trapway.
- Wide 3" flush valve.
- Color-matched trip lever.
- Meets strict flushing performance criterion established by the EPA (environmental protection Agency) WaterSense program.
- High efficiency toilets use at least 20% less water than standard 1.6 GPF toilets
- This product can help a building earn Water Efficiency points in the LEED Green Building Rating System™

**1000
gram
MaP**



WARRANTY

- 5 Year Limited Residential Warranty
- 1 Year Commercial Warranty

COLORS

- White
- Biscuit

Specifications

	MODEL NO.	DESCRIPTION	Length	Width	Height	Wt.
COMPLETE TOILET KIT						
<input type="checkbox"/>	TBTS1-1565	Elongated Front Toilet Kit	28"	18 1/8"	30 1/2"	97.0

Maintenance & Cleaning Information

Soft abrasive cleaners may be used when necessary to clean Transolid® vitreous china products. Strong abrasive cleaners will scratch and dull the surface. Most toilet bowl cleaners are safe to use on vitreous china. Follow label directions and use toilet bowl cleaners on the inside of the bowl only.

Do not use in-tank toilet cleaners as they can damage the flush valve or other working parts. Wipe any splashes of cleaner solutions from plastic or plated surfaces immediately.

Compliance Certifications - Meets or Exceeds Following Specifications

ASME A112.19.2M-2008/CSA B45.1-2008
UPC®, National Plumbing Code of Canada,
IPC & IRC
EPA Water Sense Tank-Type
High Efficiency Toilet Specs





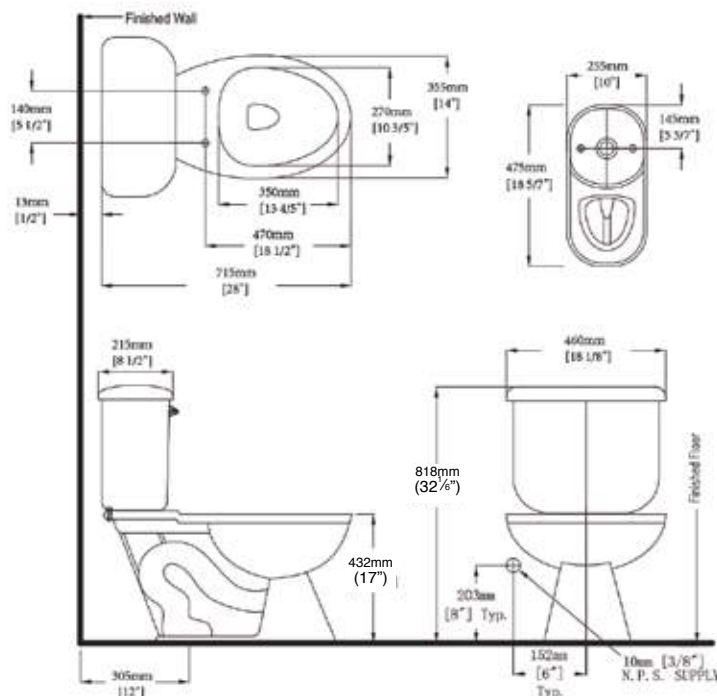
TBT-1570 Madison 2-Pc. ADA EL HET 1.0 GPF Toilet

Manufactured from Transolid® vitreous china
Recommended for new and existing construction

FEATURES

- Close coupled 2-pc. HET toilet. Combination elongated front bowl and tank, less seat.
- 12" (305mm) rough-in. Vitreous china.
- MaP™ Rated 1000 Gram Flush
- High efficiency (1.0 gpf/3.8 Lpf).
- Gravity feed, siphon action bowl.
- 2" fully-glazed trapway.
- Wide 3" flush valve.
- 17" ADA compliant bowl height.
- Color-matched trip lever.
- 2 color-matched bolt caps.
- Meets strict flushing performance criterion established by the EPA (environmental protection Agency) WaterSense program.
- High efficiency toilets use at least 20% less water than standard 1.6 GPF toilets
- This product can help a building earn Water Efficiency points in the LEED Greep Building Rating System™

**1000
gram
MaP**



WARRANTY

- 5 Year Limited Residential Warranty
- 1 Year Commercial Warranty

COLORS

- White
- Biscuit

Specifications

	MODEL NO.	DESCRIPTION	Length	Width	Height	Wt.
COMPLETE TOILET KIT						
<input type="checkbox"/>	TBT-1570	EL ADA Bowl & LH Tank	28"	18 1/8"	32 1/6"	96.0
INDIVIDUAL COMPONENTS						
<input type="checkbox"/>	TB-1570	Elongated Front ADA Bowl	28"	14"	17"	61.0
<input type="checkbox"/>	TT-1560	Toilet Tank - LH Trip Lever	8 1/2"	18 1/8"	15 1/6"	35.0

Maintenance & Cleaning Information

Soft abrasive cleaners may be used when necessary to clean Transolid® vitreous china products. Strong abrasive cleaners will scratch and dull the surface. Most toilet bowl cleaners are safe to use on vitreous china. Follow label directions and use toilet bowl cleaners on the inside of the bowl only.

Do not use in-tank toilet cleaners as they can damage the flush valve or other working parts. Wipe any splashes of cleaner solutions from plastic or plated surfaces immediately.

Compliance Certifications -
Meets or Exceeds Following Specifications
 ASME A112.19.2M-2008/CSA B45.1-2008
 UPC®, National Plumbing Code of Canada,
 IPC & IRC
 EPA Water Sense Tank-Type
 High Efficiency Toilet Specs



When installed with seat, top of seat is 17" to 19" (432 to 483 mm) from finished floor.
 Meets the Americans with Disabilities Act guidelines and ANSI A117.1 requirements for accessible and usable building facilities-check local codes.



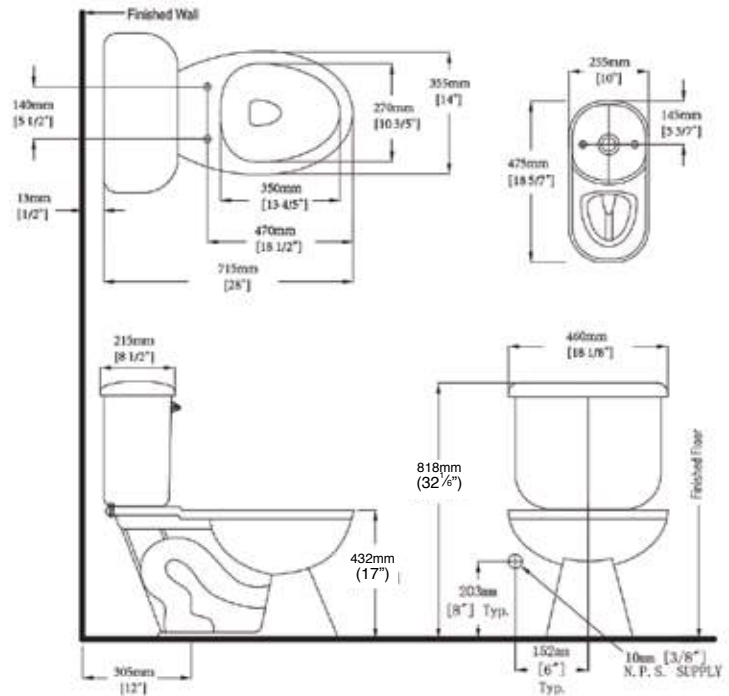
TBTS1-1570 Madison 2-Pc. ADA EL HET 1.0 GPF All-in-One Toilet Kit

Manufactured from Transolid® vitreous china
Recommended for new and existing construction

FEATURES

- Kit includes close coupled 2-pc. HET toilet. Combination elongated front bowl and tank with seat, wax seal, hold-down bolts and 2 color-matched bolt caps.
- 12" (305mm) rough-in. Vitreous china.
- MaP™ Rated 1000 Gram Flush
- High efficiency (1.0 gpf/3.8 Lpf).
- Gravity feed, siphon action bowl.
- 2" fully-glazed trapway.
- Wide 3" flush valve.
- 17" ADA compliant bowl height.
- Color-matched trip lever.
- Meets strict flushing performance criterion established by the EPA (environmental protection Agency) WaterSense program.
- High efficiency toilets use at least 20% less water than standard 1.6 GPF toilets
- This product can help a building earn Water Efficiency points in the LEED Greep Building Rating System™

**1000
gram
MaP**



WARRANTY

- 5 Year Limited Residential Warranty
- 1 Year Commercial Warranty

COLORS

- White
- Biscuit

Specifications

	MODEL NO.	DESCRIPTION	Length	Width	Height	Wt.
COMPLETE TOILET KIT						
<input type="checkbox"/>	TBTS1-1565	Elongated Front Toilet Kit	28"	18 1/8"	32 1/8"	106.0

Maintenance & Cleaning Information

Soft abrasive cleaners may be used when necessary to clean Transolid® vitreous china products. Strong abrasive cleaners will scratch and dull the surface. Most toilet bowl cleaners are safe to use on vitreous china. Follow label directions and use toilet bowl cleaners on the inside of the bowl only.

Do not use in-tank toilet cleaners as they can damage the flush valve or other working parts. Wipe any splashes of cleaner solutions from plastic or plated surfaces immediately.

Compliance Certifications - Meets or Exceeds Following Specifications

ASME A112.19.2M-2008/CSA B45.1-2008
UPC®, National Plumbing Code of Canada,
IPC & IRC
EPA Water Sense Tank-Type
High Efficiency Toilet Specs



When installed with seat, top of seat is 17" to 19" (432 to 483 mm) from finished floor.

Meets the Americans with Disabilities Act guidelines and ANSI A117.1 requirements for accessible and usable building facilities-check local codes.



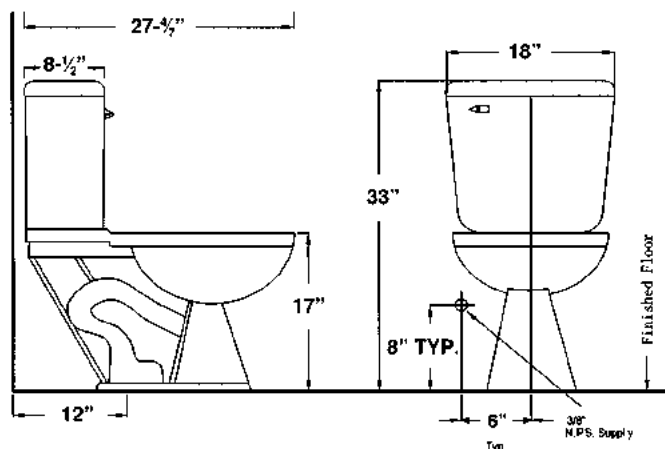
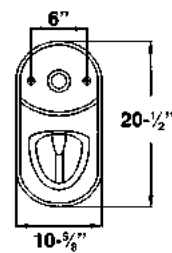
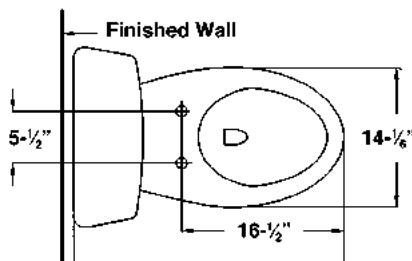
TBT-1480 Harrison 2-Pc. RD HET 1.28 GPF Toilet

Manufactured from Transolid® vitreous china
Recommended for new and existing construction

FEATURES

- Close coupled 2-pc. HET toilet. Combination round front bowl and tank, less seat.
- 12" (305mm) rough-in. Vitreous china.
- 1000 gram MaP flushing performance.
- High efficiency (1.28 gpf/4.8 Lpf).
- Gravity feed, siphon action bowl.
- 2 1/8" fully-glazed trapway.
- 3" diameter flush valve maximizes flow rate and water pressure to bowl.
- 17" comfort height. ADA compliant.
- Chrome trip lever.
- 2 color-matched bolt caps.
- Meets strict flushing performance criterion established by the EPA (environmental protection Agency) WaterSense program.
- High efficiency toilets use at least 20% less water than standard 1.6 GPF toilets

**1000
gram
MaP**



WARRANTY

- 5 Year Limited Residential Warranty
- 1 Year Commercial Warranty

COLOR

- White
- Biscuit

Specifications

	MODEL NO.	DESCRIPTION	Length	Width	Height	Wt.
COMPLETE TOILET KITS						
<input type="checkbox"/>	TBT-1480	RD Bowl & LH Tank	27 1/2"	18"	33"	100.4
<input type="checkbox"/>	TBT-1480-01	RD Bowl & RH Tank	27 1/2"	18"	33"	100.4
INDIVIDUAL COMPONENTS						
<input type="checkbox"/>	TB-1480	Round Front Bowl	27 1/2"	14 1/8"	17"	52.0
<input type="checkbox"/>	TT-1480	Toilet Tank - LH Trip Lever	8 1/2"	18"	16"	48.4
<input type="checkbox"/>	TT-1480-01	Toilet Tank - RH Trip Lever	8 1/2"	18"	16"	48.4

Maintenance & Cleaning Information

Soft abrasive cleaners may be used when necessary to clean Transolid® vitreous china products. Strong abrasive cleaners will scratch and dull the surface. Most toilet bowl cleaners are safe to use on vitreous china. Follow label directions and use toilet bowl cleaners on the inside of the bowl only.

Do not use in-tank toilet cleaners as they can damage the flush valve or other working parts. Wipe any splashes of cleaner solutions from plastic or plated surfaces immediately.

**Compliance Certifications -
Meets or Exceeds Following Specifications**
ASME A112.19.2M-2008/CSA B45.1-2008
UPC®, National Plumbing Code of Canada,
IPC & IRC
EPA Water Sense Tank-Type
High Efficiency Toilet Specs



When installed with seat, top of seat is 17" to 19" (432 to 483 mm) from finished floor.
Meets the Americans with Disabilities Act guidelines and ANSI A117.1 requirements for accessible and usable building facilities-check local codes.

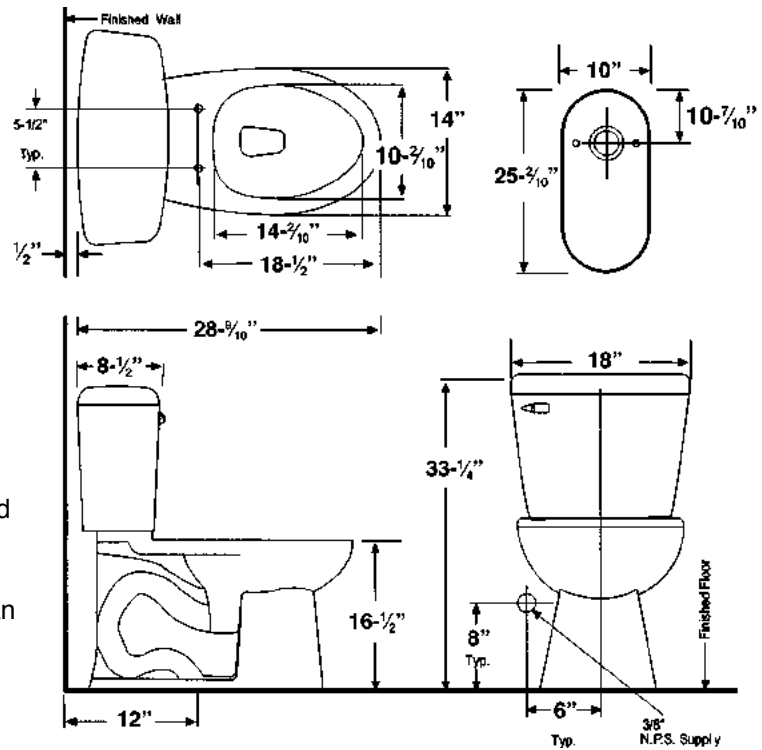


FEATURES

Manufactured from Transolid® vitreous china
Recommended for new and existing construction

- Close coupled 2-pc. HET toilet.
Combination elongated front bowl and tank, less seat.
- 12" (305mm) rough-in. Vitreous china.
- 1000 gram MaP flushing performance.
- High efficiency (1.28 gpf/4.8 Lpf).
- Gravity feed, siphon action bowl.
- 2 1/8" fully-glazed trapway.
- 3" diameter flush valve maximizes flow rate and water pressure to bowl.
- 17" comfort height. ADA compliant.
- Chrome trip lever.
- 2 color-matched bolt caps.
- Meets strict flushing performance criterion established by the EPA (environmental protection Agency) WaterSense program.
- High efficiency toilets use at least 20% less water than standard 1.6 GPF toilets

**1000
gram
MaP**



WARRANTY

- 5 Year Limited Residential Warranty
1 Year Commercial Warranty

COLOR

- White
- Biscuit

Specifications

	MODEL NO.	DESCRIPTION	Length	Width	Height	Wt.
COMPLETE TOILET KITS						
<input type="checkbox"/>	TBT-1485	EL Bowl & LH Tank	28 9/10"	18"	33"	110.0
<input type="checkbox"/>	TBT-1485-01	EL Bowl & RH Tank	28 9/10"	18"	33"	110.0
INDIVIDUAL COMPONENTS						
<input type="checkbox"/>	TB-1485	Elongated Front Bowl	28 9/10"	14"	17"	61.6
<input type="checkbox"/>	TT-1480	Toilet Tank - LH Trip Lever	8 1/2"	18"	16"	48.4
<input type="checkbox"/>	TT-1480-01	Toilet Tank - RH Trip Lever	8 1/2"	18"	16"	48.4

Maintenance & Cleaning Information

Soft abrasive cleaners may be used when necessary to clean Transolid® vitreous china products. Strong abrasive cleaners will scratch and dull the surface. Most toilet bowl cleaners are safe to use on vitreous china. Follow label directions and use toilet bowl cleaners on the inside of the bowl only.

Do not use in-tank toilet cleaners as they can damage the flush valve or other working parts. Wipe any splashes of cleaner solutions from plastic or plated surfaces immediately.

Compliance Certifications - Meets or Exceeds Following Specifications

ASME A112.19.2M-2008/CSA B45.1-2008
UPC®, National Plumbing Code of Canada,
IPC & IRC
EPA Water Sense Tank-Type
High Efficiency Toilet Specs



When installed with seat, top of seat is 17" to 19" (432 to 483 mm) from finished floor.
Meets the Americans with Disabilities Act guidelines and ANSI A117.1 requirements for accessible and usable building facilities-check local codes.



TBT-1475 McKinley 2-Pc. ADA EL HET 1.28 GPF Toilet

Manufactured from Transolid® vitreous china
Recommended for new and existing construction

FEATURES

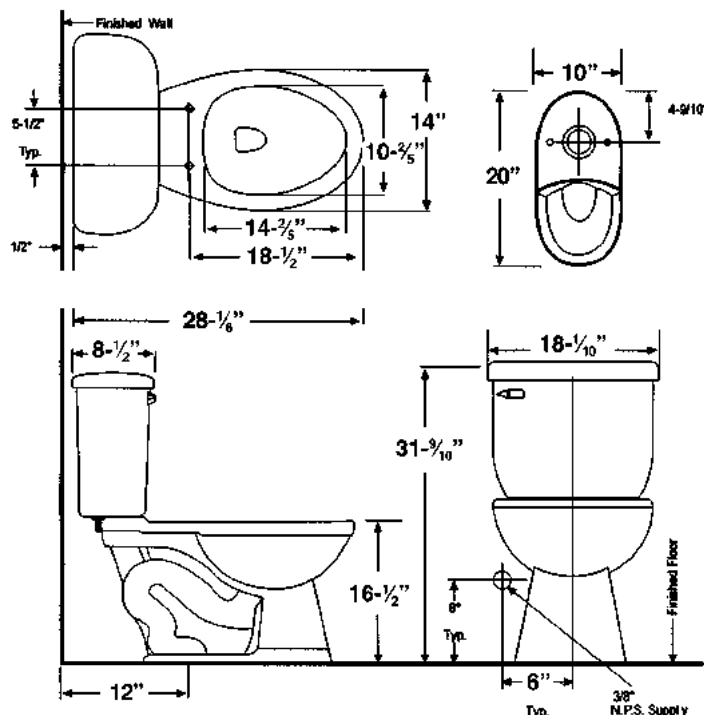
- Close coupled 2-pc. HET toilet.
Combination elongated front bowl and tank, less seat.
- 12" (305mm) rough-in.
- Vitreous china.
- High efficiency (1.28 gpf/4.8 Lpf).
- Gravity feed, siphon action bowl.
- 2" fully-glazed trapway.
- 16-1/2" comfort height.
- Chrome trip lever.
- 2 color-matched bolt caps.
- Meets strict flushing performance criterion established by the EPA (environmental protection Agency) WaterSense program.
- High efficiency toilets use at least 20% less water than standard 1.6 GPF toilets

WARRANTY

- 5 Year Limited Residential Warranty
1 Year Commercial Warranty

COLOR

- White



Specifications

	MODEL NO.	DESCRIPTION	Length	Width	Height	Wt.
COMPLETE TOILET KIT						
<input type="checkbox"/>	TBT-1475	EL Bowl & LH Tank	28 1/8"	18 1/10"	31 9/10"	78.4
INDIVIDUAL COMPONENTS						
<input type="checkbox"/>	TB-1475	Elongated Front Bowl	28 1/8"	14"	16 1/2"	48.4
<input type="checkbox"/>	TT-1470	Toilet Tank - LH Trip Lever	8 1/2"	18 1/10"	15 4/10"	30.0

Maintenance & Cleaning Information

Soft abrasive cleaners may be used when necessary to clean Transolid® vitreous china products. Strong abrasive cleaners will scratch and dull the surface. Most toilet bowl cleaners are safe to use on vitreous china. Follow label directions and use toilet bowl cleaners on the inside of the bowl only.

Do not use in-tank toilet cleaners as they can damage the flush valve or other working parts. Wipe any splashes of cleaner solutions from plastic or plated surfaces immediately.

**Compliance Certifications -
Meets or Exceeds the Following Specifications**
ASME A112.19.2M-2008/CSA B45.1-2008
UPC®, National Plumbing Code of Canada,
IPC & IRC
EPA Water Sense Tank-Type
High Efficiency Toilet Specs



When installed with seat, top of seat is 17" to 19" (432 to 483 mm) from finished floor.
Meets the Americans with Disabilities Act guidelines and ANSI A117.1 requirements for accessible and usable building facilities-check local codes.





Manufactured from Transolid® vitreous china
Recommended for new and existing construction

FEATURES

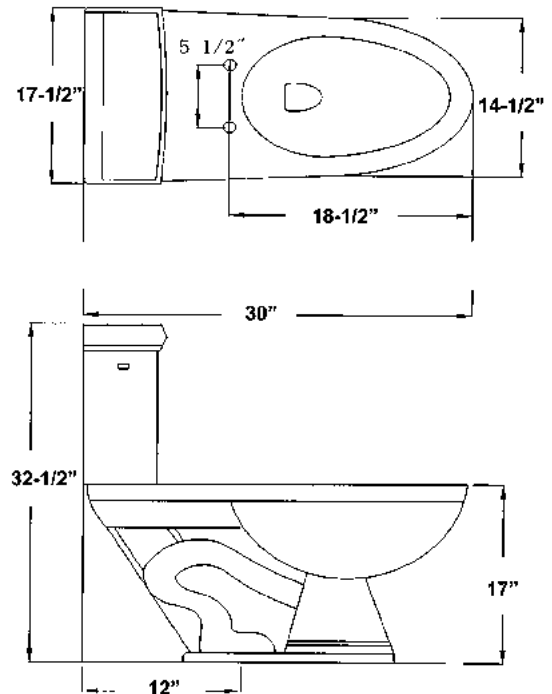
- Close coupled 2-pc. low consumption toilet. Combination elongated front bowl and tank, less seat.
- 12" (305mm) rough-in.
- Vitreous china.
- Low consumption (1.6 gpf/6.0 Lpf).
- Gravity feed, siphon action bowl.
- 2" fully-glazed trapway.
- 17" comfort height. ADA compliant.
- Chrome trip lever.
- 2 color-matched bolt caps.

WARRANTY

- 5 Year Limited Residential Warranty
- 1 Year Commercial Warranty

COLOR

- White



Specifications

	MODEL NO.	DESCRIPTION	Length	Width	Height	Wt.
COMPLETE TOILET KIT						
<input type="checkbox"/>	TBT-1465	EL Bowl & LH Tank	30"	17½"	32½"	72.0
INDIVIDUAL COMPONENTS						
<input type="checkbox"/>	TB-1465	Elongated Front Bowl	30"	14½"	17"	42.0
<input type="checkbox"/>	TT-1460	Toilet Tank - LH Trip Lever	8½"	17½"	15½"	30.0

Maintenance & Cleaning Information

Soft abrasive cleaners may be used when necessary to clean Transolid® vitreous china products. Strong abrasive cleaners will scratch and dull the surface. Most toilet bowl cleaners are safe to use on vitreous china. Follow label directions and use toilet bowl cleaners on the inside of the bowl only.

Do not use in-tank toilet cleaners as they can damage the flush valve or other working parts. Wipe any splashes of cleaner solutions from plastic or plated surfaces immediately.

Compliance Certifications -
Meets or Exceeds the Following Specifications
 ASME A112.19.2M-1998
 UPC®
 Canadian Uniform Plumbing Code 2002



When installed with seat, top of seat is 17" to 19" (432 to 483 mm) from finished floor.
 Meets the Americans with Disabilities Act guidelines and ANSI A117.1 requirements for accessible and usable building facilities-check local codes.



TBTS-1495 Jackson 1-Pc. EL 1.6/1.0 GPF Toilet

Manufactured from Transolid® vitreous china
Recommended for new and existing construction

FEATURES

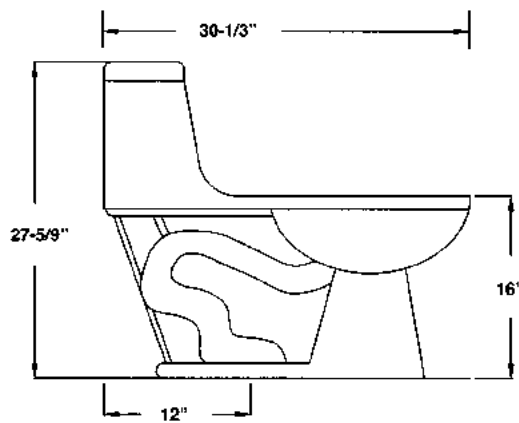
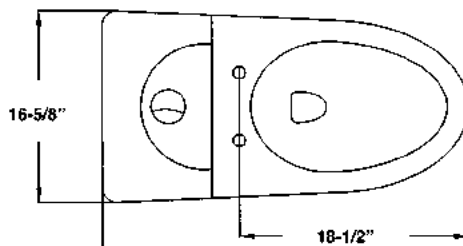
- Close coupled 1-pc. dual flush toilet with seat.
- 12" (305mm) rough-in.
- Vitreous china.
- Dual flush 1.6 gpf/1.0 gpf (6.0 Lpf/3.8 Lpf)
- Gravity feed, siphon action bowl.
- 2" fully-glazed trapway.
- 16" comfort height. ADA compliant.
- Chrome flush push button.
- 2 color-matched bolt caps.

WARRANTY

- 5 Year Limited Residential Warranty
- 1 Year Commercial Warranty

COLORS

- White
- Biscuit



Specifications

	MODEL NO.	DESCRIPTION	Length	Width	Height	Wt.
COMPLETE TOILET						
<input type="checkbox"/>	TBTS-1495	Elongated Front Toilet with seat	30 $\frac{1}{3}$ "	16 $\frac{5}{8}$ "	27 $\frac{5}{9}$ "	70

Maintenance & Cleaning Information

Soft abrasive cleaners may be used when necessary to clean Transolid® vitreous china products. Strong abrasive cleaners will scratch and dull the surface. Most toilet bowl cleaners are safe to use on vitreous china. Follow label directions and use toilet bowl cleaners on the inside of the bowl only.

Do not use in-tank toilet cleaners as they can damage the flush valve or other working parts. Wipe any splashes of cleaner solutions from plastic or plated surfaces immediately.

Compliance Certifications - Meets or Exceeds the Following Specifications

ASME A112.19.2M-1998

UPC®

Canadian Uniform Plumbing Code 2002



When installed with seat, top of seat is 17" to 19" (432 to 483 mm) from finished floor.

Meets the Americans with Disabilities Act guidelines and ANSI A117.1 requirements for accessible and usable building facilities-check local codes.

TLP-1444 Madison Petite Pedestal Lavatories

TLP-1414 Madison Grande

Manufactured from Transolid® vitreous china
Recommended for new and existing construction

FEATURES

- 2-pc. pedestal lavatory. Combination lavatory bowl and pedestal leg.
- 4" (101.6mm) faucet hole drillings.
- Vitreous china.
- Full luxury comfort height.
- Lavatory with oval shape bowl and concealed overflow.
- Includes K1100 installation kit.

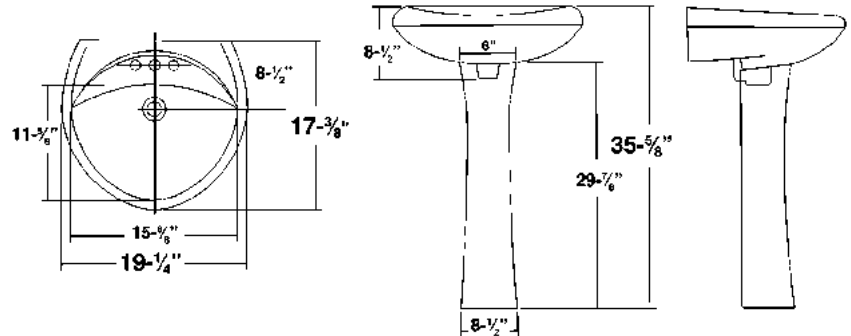
WARRANTY

- 5 Year Limited Residential Warranty
- 1 Year Commercial Warranty

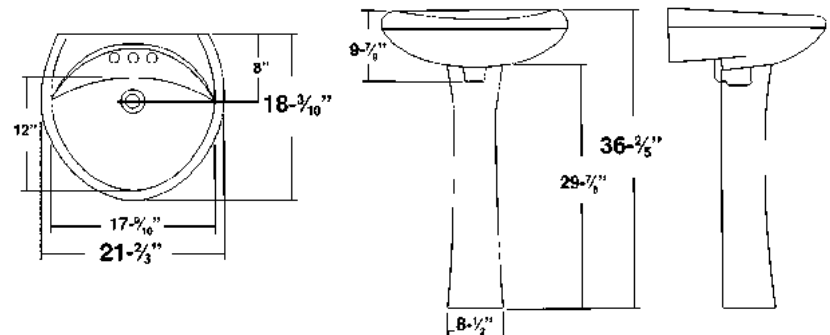
COLORS

- White
- Biscuit

TLP-1444 MADISON PETITE



TLP-1414 MADISON GRANDE



Specifications

TLP-1444 MADISON PETITE

	MODEL NO.	DESCRIPTION	Length	Width	Height	Wt.
COMPLETE PEDESTAL LAVATORY KIT						
<input type="checkbox"/>	TLP-1444	Lavatory & Pedestal Leg	19 ¹ / ₄ "	17 ³ / ₈ "	35 ⁵ / ₈ "	37.4
INDIVIDUAL COMPONENTS						
<input type="checkbox"/>	TL-1444	Lavatory Bowl - 4" centers	19 ¹ / ₄ "	17 ³ / ₈ "	5 ³ / ₄ "	19.8
<input type="checkbox"/>	TP-1440	Pedestal Leg only	8 ¹ / ₂ "	8 ¹ / ₂ "	29 ⁷ / ₈ "	17.6

TLP-1414 MADISON GRANDE

	MODEL NO.	DESCRIPTION	Length	Width	Height	Wt.
COMPLETE PEDESTAL LAVATORY KIT						
<input type="checkbox"/>	TLP-1414	Lavatory & Pedestal Leg	21 ² / ₃ "	18 ³ / ₁₀ "	36 ² / ₅ "	41.8
INDIVIDUAL COMPONENTS						
<input type="checkbox"/>	TL-1414	Lavatory Bowl - 4" centers	21 ² / ₃ "	18 ³ / ₁₀ "	5 ³¹ / ₄₀ "	24.2
<input type="checkbox"/>	TP-1410	Pedestal Leg only	8 ¹ / ₂ "	8 ¹ / ₂ "	29 ⁷ / ₈ "	17.6

Maintenance & Cleaning Information

Soft abrasive cleaners may be used when necessary to clean Transolid® vitreous china products. Strong abrasive cleaners will scratch and dull the surface.

Compliance Certifications - Meets or Exceeds Following Specifications

ASME A112.19.2M-1998

UPC®

Canadian Uniform Plumbing Code 2002



TLP-1464 / TLP-1468 Avalon Pedestal Lavatories

Manufactured from Transolid® vitreous china
Recommended for new and existing construction

FEATURES

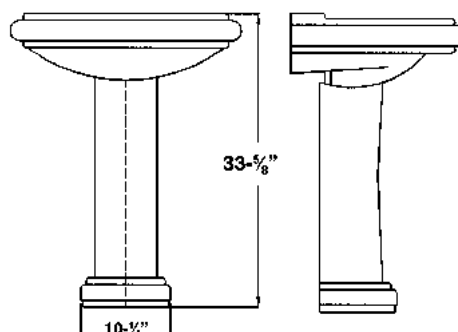
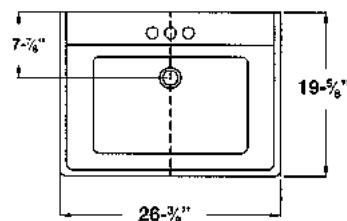
- 2-pc. pedestal lavatory. Combination lavatory bowl and pedestal leg.
- 4" (101.6mm) or 8" (203.2mm) faucet hole drillings.
- Vitreous china.
- Traditional styling.
- Lavatory with rectangular shape bowl and concealed overflow.
- Includes K1100 installation kit.

WARRANTY

- 5 Year Limited Residential Warranty
- 1 Year Commercial Warranty

COLOR

- White



Specifications

	MODEL NO.	DESCRIPTION	Length	Width	Height	Wt.
COMPLETE PEDESTAL LAVATORY KITS						
<input type="checkbox"/>	TLP-1464	Lavatory 4" & Pedestal Leg	26 ³ / ₈ "	19 ⁵ / ₈ "	33 ⁵ / ₈ "	57.6
<input type="checkbox"/>	TLP-1468	Lavatory 8" & Pedestal Leg	26 ³ / ₈ "	19 ⁵ / ₈ "	33 ⁵ / ₈ "	57.6
INDIVIDUAL COMPONENTS						
<input type="checkbox"/>	TL-1464	Lavatory Bowl - 4" centers	26 ³ / ₈ "	19 ⁵ / ₈ "		40.0
<input type="checkbox"/>	TL-1468	Lavatory Bowl - 8" centers	26 ³ / ₈ "	19 ⁵ / ₈ "		40.0
<input type="checkbox"/>	TP-1460	Pedestal Leg only	10 ¹ / ₄ "	10 ¹ / ₄ "		17.6

Maintenance & Cleaning Information

Soft abrasive cleaners may be used when necessary to clean Transolid® vitreous china products. Strong abrasive cleaners will scratch and dull the surface.

Compliance Certifications - Meets or Exceeds Following Specifications

ASME A112.19.2M-1998

UPC®

Canadian Uniform Plumbing Code 2002

Manufactured from Transolid® vitreous china
Recommended for new and existing construction

FEATURES

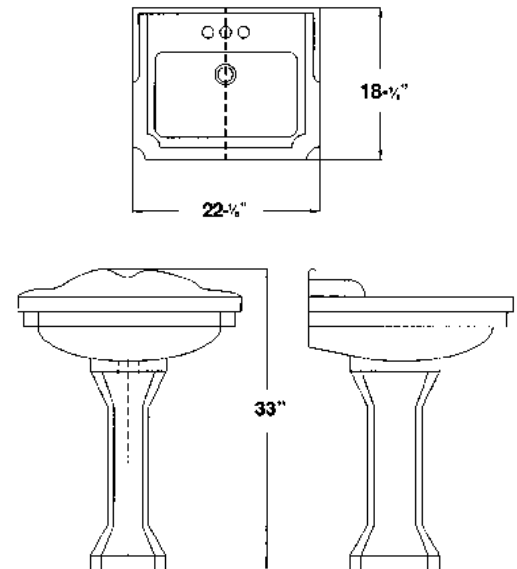
- 2-pc. pedestal lavatory. Combination lavatory bowl and pedestal leg.
- 4" (101.6mm) faucet hole drillings.
- Vitreous china.
- Designer styling.
- Lavatory with rectangular shape bowl and concealed overflow.
- Includes K1100 installation kit.

WARRANTY

- 5 Year Limited Residential Warranty
- 1 Year Commercial Warranty

COLORS

- White
- Biscuit



Specifications

	MODEL NO.	DESCRIPTION	Length	Width	Height	Wt.
COMPLETE PEDESTAL LAVATORY KIT						
<input type="checkbox"/>	TLP-1484	Lavatory 4" & Pedestal Leg	22 1/8"	18 1/8"	33"	60.5
INDIVIDUAL COMPONENTS						
<input type="checkbox"/>	TL-1484	Lavatory Bowl - 4" centers	22 1/8"	18 1/8"		36.3
<input type="checkbox"/>	TP-1480	Pedestal Leg only	10 1/4"	10 1/4"		24.2

Maintenance & Cleaning Information

Soft abrasive cleaners may be used when necessary to clean Transolid® vitreous china products. Strong abrasive cleaners will scratch and dull the surface.

Compliance Certifications - Meets or Exceeds Following Specifications

ASME A112.19.2M-1998

UPC®

Canadian Uniform Plumbing Code 2002



TL-1544 / TL-1548 Avalon Drop-In Lavatories

Manufactured from Transolid® vitreous china
Recommended for new and existing construction

FEATURES

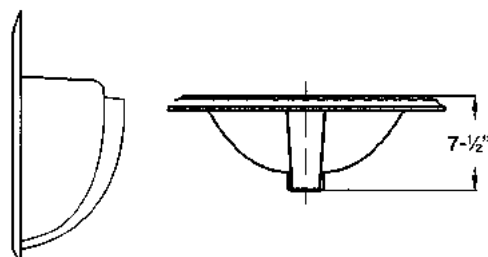
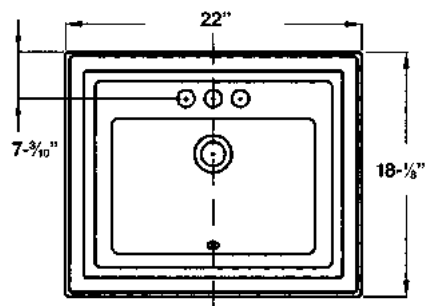
- Self-rimming.
- 4" (101.6mm) or 8" (203.2mm) faucet hole drillings.
- Vitreous china.
- Drop-in countertop mounting.
- Rectangular shape lavatory bowl with concealed overflow.
- Mounting clips included.

WARRANTY

- 5 Year Limited Residential Warranty
- 1 Year Commercial Warranty

COLOR

- White



Specifications

	MODEL NO.	DESCRIPTION	Length	Width	Height	Wt.
COUNTERTOP LAVATORY						
<input type="checkbox"/>	TL-1544	Lavatory Bowl - 4" centers	22"	18 ¹ / ₈ "	7 ¹ / ₂ "	33
<input type="checkbox"/>	TL-1548	Lavatory Bowl - 8" centers	22"	18 ¹ / ₈ "	7 ¹ / ₂ "	33

Maintenance & Cleaning Information

Soft abrasive cleaners may be used when necessary to clean Transolid® vitreous china products. Strong abrasive cleaners will scratch and dull the surface.

Compliance Certifications - Meets or Exceeds Following Specifications

ASME A112.19.2M-1998

UPC®

Canadian Uniform Plumbing Code 2002

Manufactured from Transolid® vitreous china
Recommended for new and existing construction

FEATURES

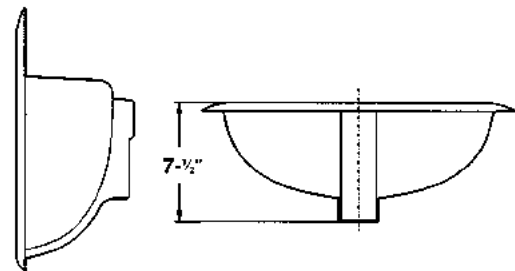
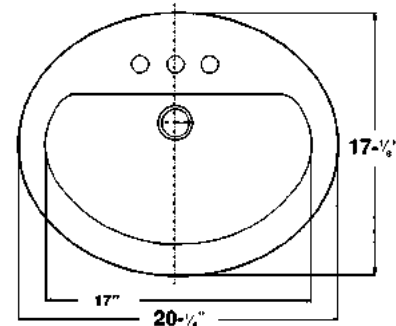
- Self-rimming.
- 4" (101.6mm) or 8" (203.2mm) faucet hole drillings.
- Vitreous china.
- Drop-in countertop mounting.
- Oval shape lavatory bowl with concealed overflow.
- Mounting clips included.

WARRANTY

- 5 Year Limited Residential Warranty
- 1 Year Commercial Warranty

COLOR

- White



Specifications

	MODEL NO.	DESCRIPTION	Length	Width	Height	Wt.
COUNTERTOP LAVATORY						
<input type="checkbox"/>	TL-1554	Lavatory Bowl - 4" centers	20 1/4"	17 1/8"	7 1/2"	17
<input type="checkbox"/>	TL-1558	Lavatory Bowl - 8" centers	20 1/4"	17 1/8"	7 1/2"	17

Maintenance & Cleaning Information

Soft abrasive cleaners may be used when necessary to clean Transolid® vitreous china products. Strong abrasive cleaners will scratch and dull the surface.

Compliance Certifications - Meets or Exceeds Following Specifications

ASME A112.19.2M-1998

UPC®

Canadian Uniform Plumbing Code 2002



TL-1564 / TL-1568 Preston Drop-In Lavatories

Manufactured from Transolid® vitreous china
Recommended for new and existing construction

FEATURES

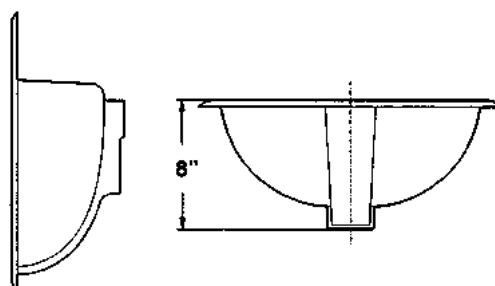
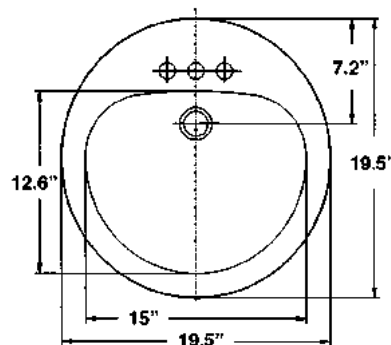
- Self-rimming.
- 4" (101.6mm) or 8" (203.2mm) faucet hole drillings.
- Vitreous china.
- Drop-in countertop mounting.
- Round shape lavatory bowl with concealed overflow.
- Mounting clips included.

WARRANTY

- 5 Year Limited Residential Warranty
- 1 Year Commercial Warranty

COLORS

- White
- Biscuit



Specifications

	MODEL NO.	DESCRIPTION	Length	Width	Height	Wt.
COUNTERTOP LAVATORY						
<input type="checkbox"/>	TL-1564	Lavatory Bowl - 4" centers	19½"	19½"	8"	17
<input type="checkbox"/>	TL-1568	Lavatory Bowl - 8" centers	19½"	19½"	8"	17

Maintenance & Cleaning Information

Soft abrasive cleaners may be used when necessary to clean Transolid® vitreous china products. Strong abrasive cleaners will scratch and dull the surface.

Compliance Certifications - Meets or Exceeds Following Specifications

ASME A112.19.2M-1998

UPC®

Canadian Uniform Plumbing Code 2002

Manufactured from Transolid® vitreous china
Recommended for new and existing construction

FEATURES

- Unglazed rim.
- No faucet hole drillings.
- Vitreous china.
- Under counter mounting.
- Oval shape lavatory bowl with front overflow.
- Mounting clips included.

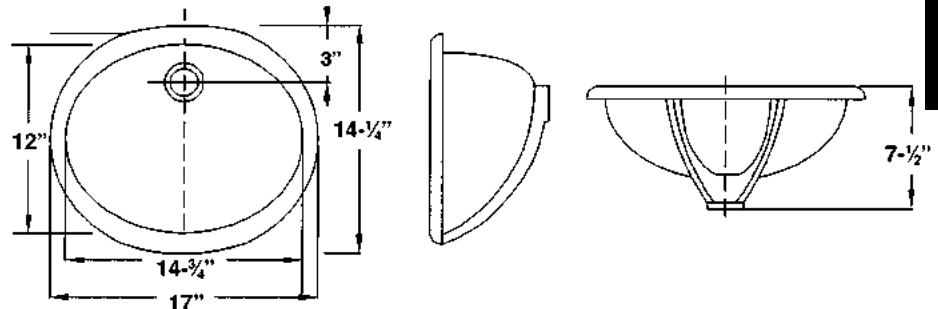
WARRANTY

- 5 Year Limited Residential Warranty
- 1 Year Commercial Warranty

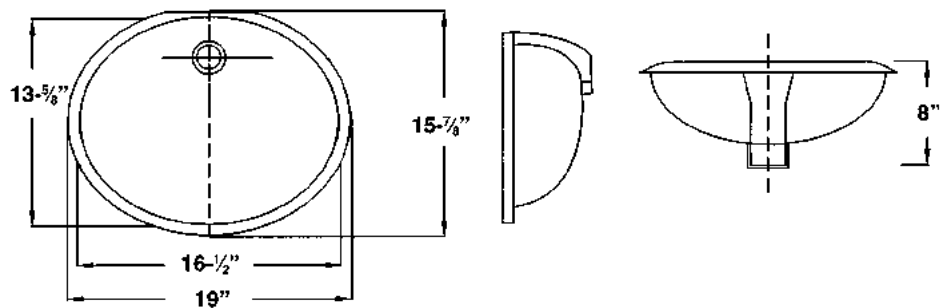
COLOR

- White

TL-1520 MADISON PETITE



TL-1530 MADISON GRANDE



Specifications

TL-1520 MADISON PETITE

	MODEL NO.	DESCRIPTION	Length	Width	Height	Wt.
UNDER COUNTER LAVATORY						
<input type="checkbox"/>	TL-1520	Lavatory Bowl	17"	14 1/4"	7 1/2"	14.3

TL-1530 MADISON GRANDE

	MODEL NO.	DESCRIPTION	Length	Width	Height	Wt.
UNDER COUNTER LAVATORY						
<input type="checkbox"/>	TL-1530	Lavatory Bowl	19"	15 7/8"	8"	17.6

Maintenance & Cleaning Information

Soft abrasive cleaners may be used when necessary to clean Transolid® vitreous china products. Strong abrasive cleaners will scratch and dull the surface.

Compliance Certifications - Meets or Exceeds Following Specifications

ASME A112.19.2M-1998

UPC®

Canadian Uniform Plumbing Code 2002



TL-1570 Vision Undermount Lavatory

Manufactured from Transolid® vitreous china
Recommended for new and existing construction

FEATURES

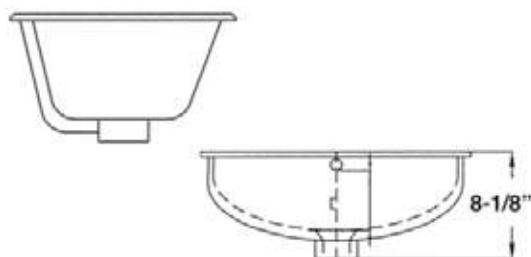
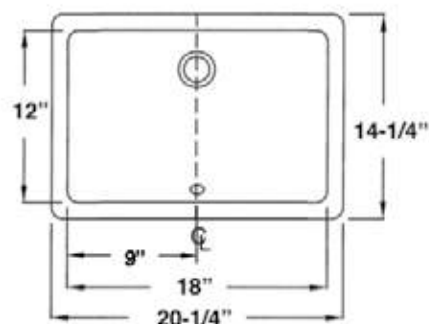
- Unglazed rim.
- No faucet hole drillings.
- Vitreous china.
- Under counter mounting.
- Rectangular shape lavatory bowl with concealed overflow.
- Mounting clips included.

WARRANTY

- 5 Year Limited Residential Warranty
- 1 Year Commercial Warranty

COLORS

- White
- Biscuit



Specifications

	MODEL NO.	DESCRIPTION	Length	Width	Height	Wt.
UNDER COUNTER LAVATORY						
<input type="checkbox"/>	TL-1580	Lavatory Bowl	20¼"	14¼"	8⅛"	21.2

Maintenance & Cleaning Information

Soft abrasive cleaners may be used when necessary to clean Transolid® vitreous china products. Strong abrasive cleaners will scratch and dull the surface.

Compliance Certifications -
Meets or Exceeds the Following Specifications
 ASME A112.19.2M-1998
 UPC®
 Canadian Uniform Plumbing Code 2002

Manufactured from Transolid® vitreous china
Recommended for new and existing construction

FEATURES

- Unglazed rim.
- No faucet hole drillings.
- Vitreous china.
- Under counter mounting.
- Rectangular shape lavatory bowl with concealed front overflow.
- Mounting clips included.

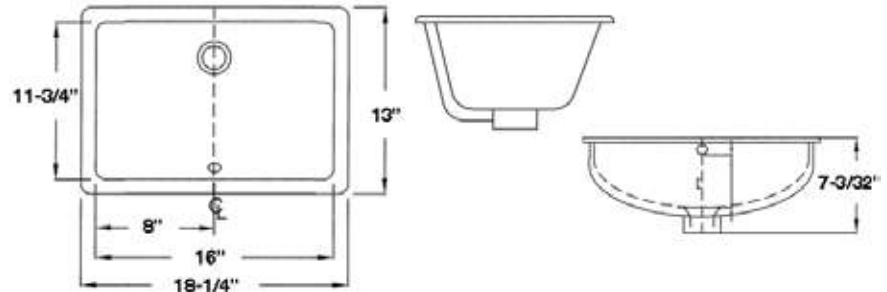
WARRANTY

- 5 Year Limited Residential Warranty
- 1 Year Commercial Warranty

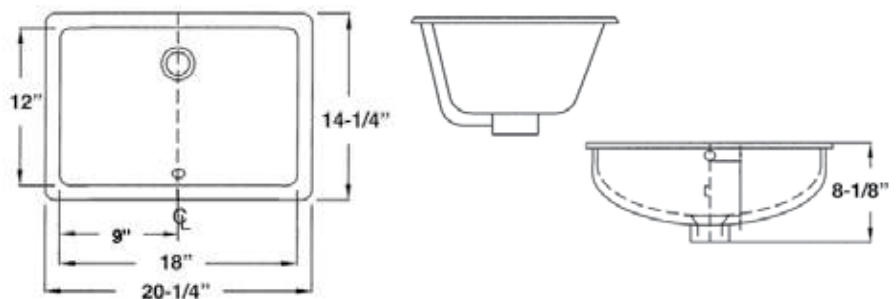
COLOR

- White

TL-1590 HARRISON PETITE



TL-1580 HARRISON GRANDE



Specifications

TL-1590 HARRISON PETITE

	MODEL NO.	DESCRIPTION	Length	Width	Height	Wt.
UNDER COUNTER LAVATORY						
<input type="checkbox"/>	TL-1590	Lavatory Bowl	18¼"	13"	7 ³ / ₃₂ "	20

TL-1580 HARRISON GRANDE

	MODEL NO.	DESCRIPTION	Length	Width	Height	Wt.
UNDER COUNTER LAVATORY						
<input type="checkbox"/>	TL-1580	Lavatory Bowl	20¼"	14¼"	8 ¹ / ₈ "	22

Maintenance & Cleaning Information

Soft abrasive cleaners may be used when necessary to clean Transolid® vitreous china products. Strong abrasive cleaners will scratch and dull the surface.

Compliance Certifications -

Meets or Exceeds the Following Specifications

ASME A112.19.2M-1998

UPC®

Canadian Uniform Plumbing Code 2002



TL-1610 Quincy Above Counter Lavatory

Manufactured from Transolid® vitreous china
Recommended for new and existing construction

FEATURES

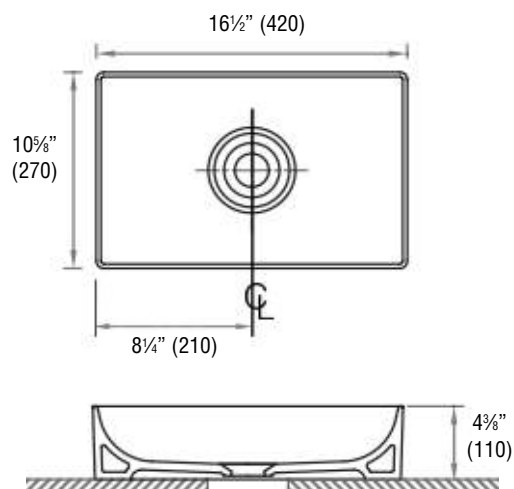
- Rectangular vessel bathroom sink for above counter installation.
- No faucet hole drillings.
- Vitreous china.
- Concealed drain with vitreous china drain cover.
- Designed for use with vessel or wall-mount faucets (not included).

WARRANTY

- 5 Year Limited Residential Warranty
- 1 Year Commercial Warranty

COLOR

- White



Specifications

	MODEL NO.	DESCRIPTION	Length	Width	Height
ABOVE COUNTER LAVATORY					
<input type="checkbox"/>	TL-1610	Lavatory Vessel Bowl	16 1/2"	10 5/8"	4 3/8"

Maintenance & Cleaning Information

Soft abrasive cleaners may be used when necessary to clean Transolid® vitreous china products. Strong abrasive cleaners will scratch and dull the surface.

Compliance Certifications -

Meets or Exceeds the Following Specifications

ASME A112.19.2M-1998

UPC®

Canadian Uniform Plumbing Code 2002

Manufactured from Transolid® vitreous china
Recommended for new and existing construction

FEATURES

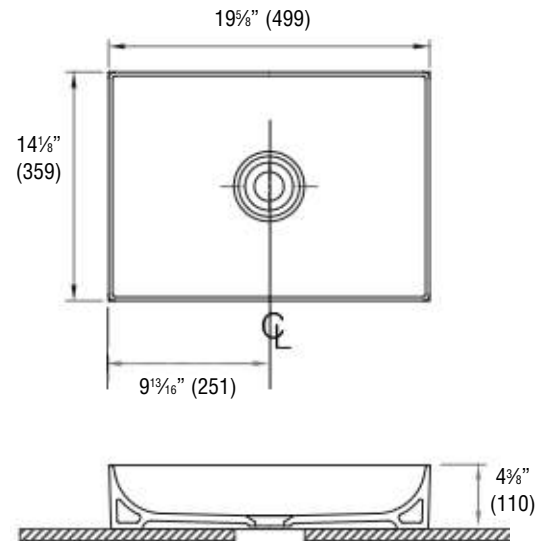
- Rectangular vessel bathroom sink for above counter installation.
- No faucet hole drillings.
- Vitreous china.
- Concealed drain with vitreous china drain cover.
- Designed for use with vessel or wall-mount faucets (not included).

WARRANTY

- 5 Year Limited Residential Warranty
- 1 Year Commercial Warranty

COLOR

- White



Specifications

	MODEL NO.	DESCRIPTION	Length	Width	Height
ABOVE COUNTER LAVATORY					
<input type="checkbox"/>	TL-1620	Lavatory Vessel Bowl	19 5/8"	14 1/8"	4 3/8"

Maintenance & Cleaning Information

Soft abrasive cleaners may be used when necessary to clean Transolid® vitreous china products. Strong abrasive cleaners will scratch and dull the surface.

Compliance Certifications -

Meets or Exceeds the Following Specifications

ASME A112.19.2M-1998

UPC®

Canadian Uniform Plumbing Code 2002



TL-1630 Abigail Above Counter Lavatory

Manufactured from Transolid® vitreous china
Recommended for new and existing construction

FEATURES

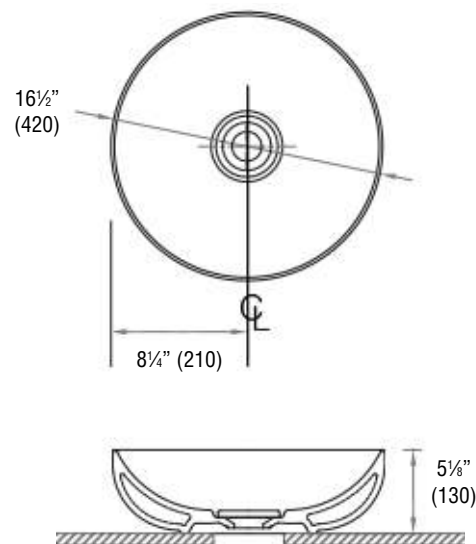
- Round vessel bathroom sink for above counter installation.
- No faucet hole drillings.
- Vitreous china.
- Concealed drain with vitreous china drain cover.
- Designed for use with vessel or wall-mount faucets (not included).

WARRANTY

- 5 Year Limited Residential Warranty
- 1 Year Commercial Warranty

COLOR

- White



Specifications

	MODEL NO.	DESCRIPTION	Length	Width	Height	Wt.
ABOVE COUNTER LAVATORY						
<input type="checkbox"/>	TL-1630	Lavatory Vessel Bowl	16 1/2"	16 1/2"	5 1/8"	24.3

Maintenance & Cleaning Information

Soft abrasive cleaners may be used when necessary to clean Transolid® vitreous china products. Strong abrasive cleaners will scratch and dull the surface.

Compliance Certifications -

Meets or Exceeds the Following Specifications

ASME A112.19.2M-1998

UPC®

Canadian Uniform Plumbing Code 2002

Manufactured from Transolid® vitreous china
Recommended for new and existing construction

FEATURES

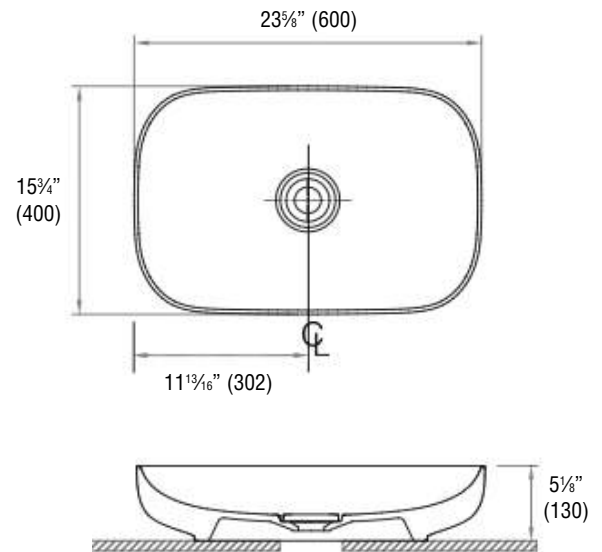
- Rectangular vessel bathroom sink for above counter installation.
- No faucet hole drillings.
- Vitreous china.
- Concealed drain with vitreous china drain cover.
- Designed for use with vessel or wall-mount faucets (not included).

WARRANTY

- 5 Year Limited Residential Warranty
- 1 Year Commercial Warranty

COLOR

- White



Specifications

	MODEL NO.	DESCRIPTION	Length	Width	Height	Wt.
ABOVE COUNTER LAVATORY						
<input type="checkbox"/>	TL-1640	Lavatory Vessel Bowl	23 ⁵ / ₈ "	15 ³ / ₄ "	5 ¹ / ₈ "	24.3

Maintenance & Cleaning Information

Soft abrasive cleaners may be used when necessary to clean Transolid® vitreous china products. Strong abrasive cleaners will scratch and dull the surface.

Compliance Certifications -

Meets or Exceeds the Following Specifications

ASME A112.19.2M-1998

UPC®

Canadian Uniform Plumbing Code 2002



TL-1651 / TL-1654 / TL-1658 Rachel Above Counter Lavatories

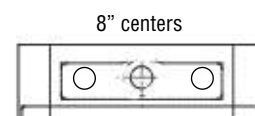
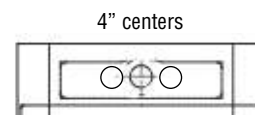
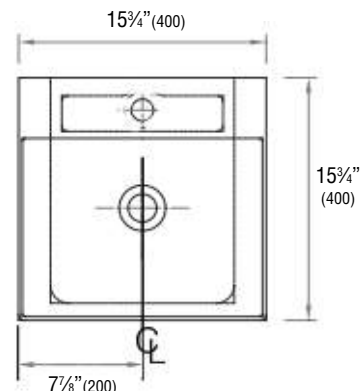
Manufactured from Transolid® vitreous china
Recommended for new and existing construction

FEATURES

- Square vessel bathroom sink for above counter installation.
- Faucet deck with 1 center faucet hole drilling or faucet holes to accommodate 4-inch (101.6mm) centerset faucet or 8-inch (203.2mm) widespread faucet. Order sink with preferred hole drillings.
- Vitreous china.
- Concealed drain with vitreous china drain cover.
- 5 Year Limited Residential Warranty
1 Year Commercial Warranty

COLOR

- White



Specifications

	MODEL NO.	DESCRIPTION	Length	Width	Height	Wt.
ABOVE COUNTER LAVATORY						
<input type="checkbox"/>	TL-1651	Lavatory Vessel Bowl - 1 center hole	15 3/4"	15 3/4"	4 3/8"	17.6
<input type="checkbox"/>	TL-1654	Lavatory Vessel Bowl - 4" centers	15 3/4"	15 3/4"	4 3/8"	17.6
<input type="checkbox"/>	TL-1658	Lavatory Vessel Bowl - 8" centers	15 3/4"	15 3/4"	4 3/8"	17.6

Maintenance & Cleaning Information

Soft abrasive cleaners may be used when necessary to clean Transolid® vitreous china products. Strong abrasive cleaners will scratch and dull the surface.

Compliance Certifications - Meets or Exceeds the Following Specifications

ASME A112.19.2M-1998

UPC®

Canadian Uniform Plumbing Code
2002

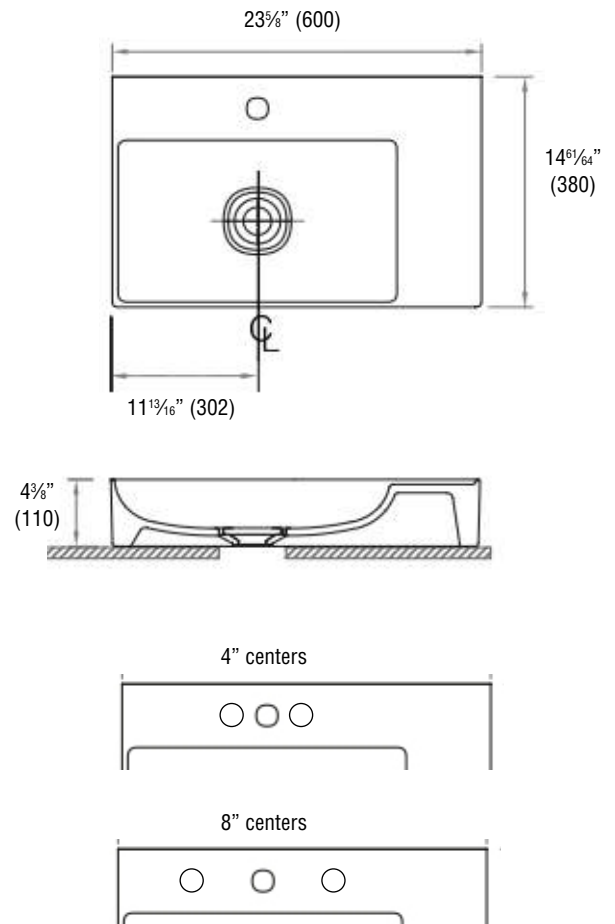
Manufactured from Transolid® vitreous china
Recommended for new and existing construction

FEATURES

- Square vessel bathroom sink for above counter installation.
- Faucet deck with 1 center faucet hole drilling or faucet holes to accommodate 4-inch (101.6mm) centerset faucet or 8-inch (203.2mm) widespread faucet. Order sink with preferred hole drillings.
- Vitreous china.
- Concealed drain with vitreous china drain cover.
- 5 Year Limited Residential Warranty
1 Year Commercial Warranty

COLOR

- White



Specifications

	MODEL NO.	DESCRIPTION	Length	Width	Height	Wt.
ABOVE COUNTER LAVATORY						
<input type="checkbox"/>	TL-1661	Lavatory Vessel Bowl - 1 center hole	23 5/8"	14 61/64"	4 3/8"	25.4
<input type="checkbox"/>	TL-1664	Lavatory Vessel Bowl - 4" centers	23 5/8"	14 61/64"	4 3/8"	25.4
<input type="checkbox"/>	TL-1668	Lavatory Vessel Bowl - 8" centers	23 5/8"	14 61/64"	4 3/8"	25.4

Maintenance & Cleaning Information

Soft abrasive cleaners may be used when necessary to clean Transolid® vitreous china products. Strong abrasive cleaners will scratch and dull the surface.

Compliance Certifications - Meets or Exceeds the Following Specifications

ASME A112.19.2M-1998

UPC®

Canadian Uniform Plumbing Code
2002



99VSL009 Fireclay Above Counter Lavatory



Manufactured from Transolid® fireclay
Recommended for new and existing construction

FEATURES

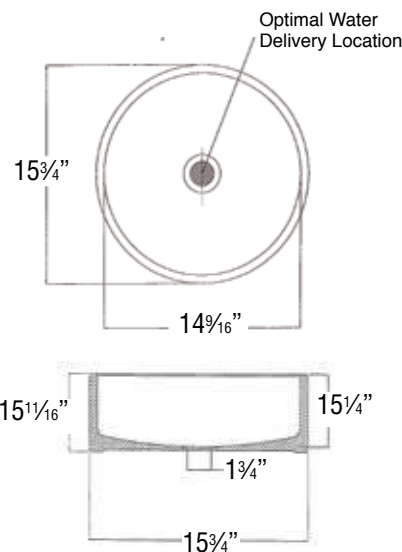
- Handcrafted round vessel bathroom sink for above counter installation.
- Basin area: $14\frac{9}{16}$ ".
Water depth: $5\frac{1}{4}$ "
- No faucet hole drillings.
- No overflow
- $1\frac{3}{4}$ " drain hole. Drain assembly sold separately.
- Made of fireclay, which is heated to an extremely high 1600° making the sink hard and durable.
- Designed for use with vessel or wall-mount faucets (not included).

WARRANTY

- 1 Year Limited Residential Warranty
- 1 Year Commercial Warranty

COLOR

- Brown/White



Specifications

	MODEL NO.	DESCRIPTION	Length	Width	Height	Wt.
ABOVE COUNTER LAVATORY						
<input type="checkbox"/>	99VSL009	Lavatory Vessel Bowl	$15\frac{3}{4}$ "	$15\frac{3}{4}$ "	$5\frac{1}{16}$ "	27

Maintenance & Cleaning Information

Soft abrasive cleaners may be used when necessary to clean Transolid® vitreous china products. Strong abrasive cleaners will scratch and dull the surface.

**Compliance Certifications -
Meets or Exceeds the Following Specifications**
ICC/ANSI A117.1
CSA
IAPMO/UPC®
ADA

Manufactured from Transolid® fireclay
Recommended for new and existing construction

FEATURES

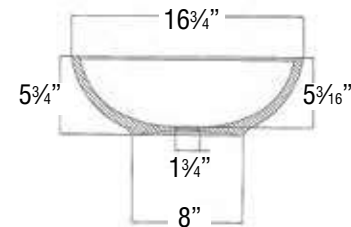
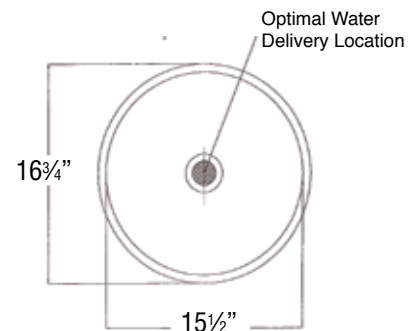
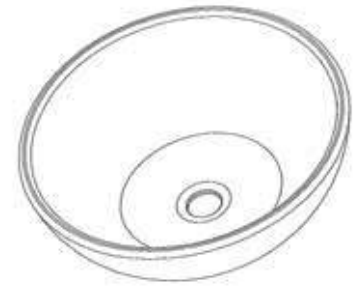
- Handcrafted round vessel bathroom sink for above counter installation.
- Basin area: 15½".
Water depth: 5⅜"
- No faucet hole drillings.
- No overflow
- 1¾" drain hole. Drain assembly sold separately.
- Made of fireclay, which is heated to an extremely high 1600° making the sink hard and durable.
- Designed for use with vessel or wall-mount faucets (not included).

WARRANTY

- 1 Year Limited Residential Warranty
- 1 Year Commercial Warranty

COLOR

- Tan/White



Specifications

	MODEL NO.	DESCRIPTION	Length	Width	Height	Wt.
ABOVE COUNTER LAVATORY						
<input type="checkbox"/>	99VSL011	Lavatory Vessel Bowl	16¾"	16¾"	5¾"	22

Maintenance & Cleaning Information

Soft abrasive cleaners may be used when necessary to clean Transolid® vitreous china products. Strong abrasive cleaners will scratch and dull the surface.

Compliance Certifications -

Meets or Exceeds the Following Specifications

ICC/ANSI A117.1

CSA

IAPMO/UPC®

ADA



99VSL047 Fireclay Above Counter Lavatory



Manufactured from Transolid® fireclay
Recommended for new and existing construction

FEATURES

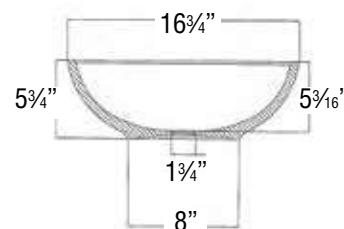
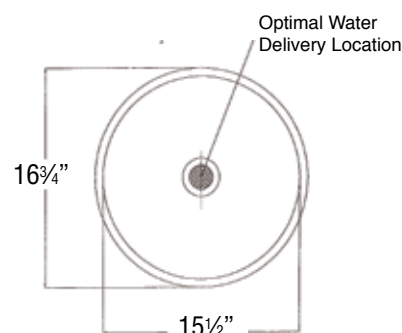
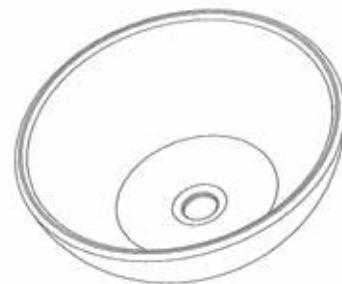
- Handcrafted round vessel bathroom sink for above counter installation.
- Basin area: 15½".
Water depth: 5⅜"
- No faucet hole drillings.
- No overflow
- 1¾" drain hole. Drain assembly sold separately.
- Made of fireclay, which is heated to an extremely high 1600° making the sink hard and durable.
- Designed for use with vessel or wall-mount faucets (not included).

WARRANTY

- 1 Year Limited Residential Warranty
- 1 Year Commercial Warranty

COLOR

- White/Green



Specifications

	MODEL NO.	DESCRIPTION	Length	Width	Height	Wt.
ABOVE COUNTER LAVATORY						
<input type="checkbox"/>	99VSL047	Lavatory Vessel Bowl	16¾"	16¾"	5¾"	20

Maintenance & Cleaning Information

Soft abrasive cleaners may be used when necessary to clean Transolid® vitreous china products. Strong abrasive cleaners will scratch and dull the surface.

**Compliance Certifications -
Meets or Exceeds the Following Specifications**
ICC/ANSI A117.1
CSA
IAPMO/UPC®
ADA

Manufactured from Transolid® vitreous china
Recommended for new and existing construction

FEATURES

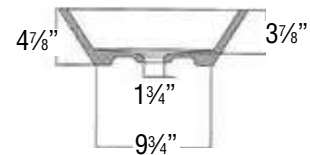
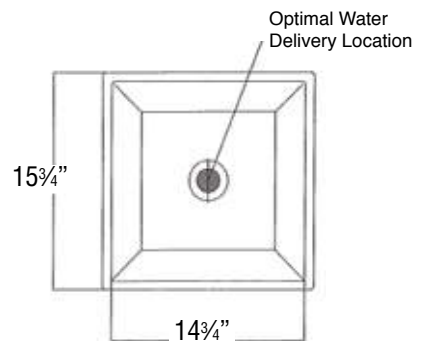
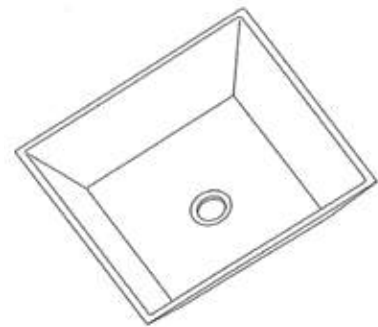
- Modern square vessel sink for above counter installation.
- Vitreous china.
- Basin area: 14 $\frac{3}{4}$ ".
Water depth: 3 $\frac{3}{8}$ "
- No faucet hole drillings.
- No overflow.
- 1 $\frac{3}{4}$ " drain hole. Drain assembly sold separately.
- Made of vitreous china. High gloss finish.

WARRANTY

- 1 Year Limited Residential Warranty
- 1 Year Commercial Warranty

COLOR

- Black



Specifications

	MODEL NO.	DESCRIPTION	Length	Width	Height	Wt.
ABOVE COUNTER LAVATORY						
<input type="checkbox"/>	99VSL088	Lavatory Vessel Bowl	16 $\frac{1}{8}$ "	16 $\frac{1}{8}$ "	4 $\frac{7}{8}$ "	24

Maintenance & Cleaning Information

Soft abrasive cleaners may be used when necessary to clean Transolid® vitreous china products. Strong abrasive cleaners will scratch and dull the surface.

Compliance Certifications -

Meets or Exceeds the Following Specifications

ICC/ANSI A117.1

CSA

IAPMO/UPC®

ADA



99VSL123 Glass Above Counter Lavatory



Manufactured from Transolid® glass
Recommended for new and existing construction

FEATURES

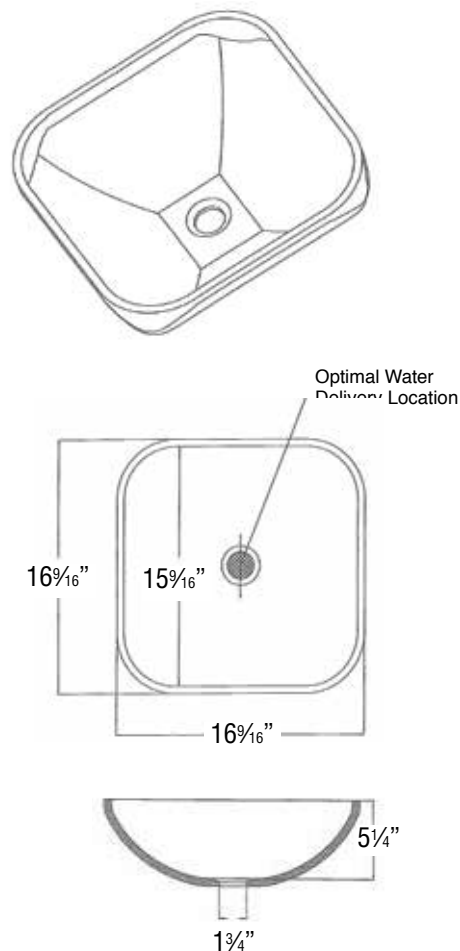
- Handcrafted square vessel bathroom sink for above counter installation.
- Basin area: 15 $\frac{9}{16}$ ".
Water depth: 5 $\frac{1}{4}$ "
- No faucet hole drillings.
- No overflow
- 1 $\frac{3}{4}$ " drain hole. Drain assembly sold separately.
- Made of glass
- Designed for use with vessel or wall-mount faucets (not included).

WARRANTY

- 1 Year Limited Residential Warranty
1 Year Commercial Warranty

COLOR

- Clear



Specifications

	MODEL NO.	DESCRIPTION	Length	Width	Height	Wt.
ABOVE COUNTER LAVATORY						
<input type="checkbox"/>	99VSL123	Lavatory Vessel Bowl	16 $\frac{9}{16}$ "	16 $\frac{9}{16}$ "	5 $\frac{1}{4}$ "	16

Maintenance & Cleaning Information

Soft abrasive cleaners may be used when necessary to clean Transolid® vitreous china products. Strong abrasive cleaners will scratch and dull the surface.

**Compliance Certifications -
Meets or Exceeds the Following Specifications**
ICC/ANSI A117.1
CSA
IAPMO/UPC®
ADA

Manufactured from Transolid® marble
Recommended for new and existing construction

FEATURES

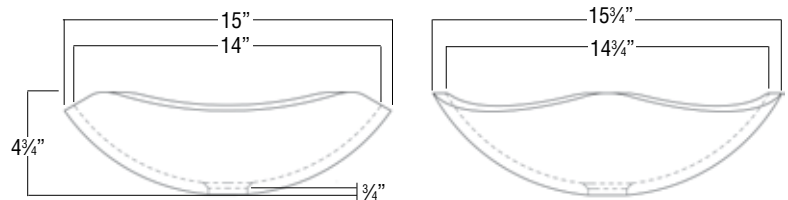
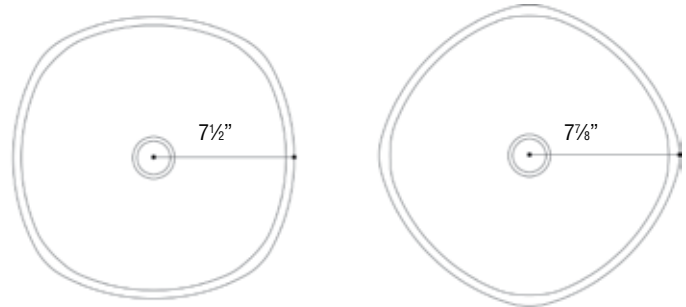
- Sweeping curves delicately forming an abstract square, this shape demands attention in any setting.
- No overflow.
- No faucet hole drillings.
- Vessel sink for above counter installation.
- 1 $\frac{3}{4}$ " drain hole. Drain assembly sold separately.
- Marble is natural stone and each sink will vary in color, texture and veining. Natural stone is easy to maintain by using stone care products, which protect its beauty for a lifetime.
- Designed for use with vessel or wall-mount faucets (not included).

WARRANTY

- 1 Year Limited Residential Warranty
- 1 Year Commercial Warranty

COLORS

- Black marble



Specifications

	MODEL NO.	DESCRIPTION	Length	Width	Height	Wt.
ABOVE COUNTER LAVATORY						
<input type="checkbox"/>	BM-FO4012	Lavatory Vessel Bowl	15 $\frac{3}{4}$ "	15 $\frac{3}{4}$ "	4 $\frac{3}{4}$ "	18

Maintenance & Cleaning Information

Soft abrasive cleaners may be used when necessary to clean Transolid® vitreous china products. Strong abrasive cleaners will scratch and dull the surface.

Compliance Certifications -

Meets or Exceeds the Following Specifications

- IAPMO
- ADA



TL-1701 / TL-1704 / TL-1708 31" x 22" Juliette Thin Edge Vanity Top with Integral Bowl

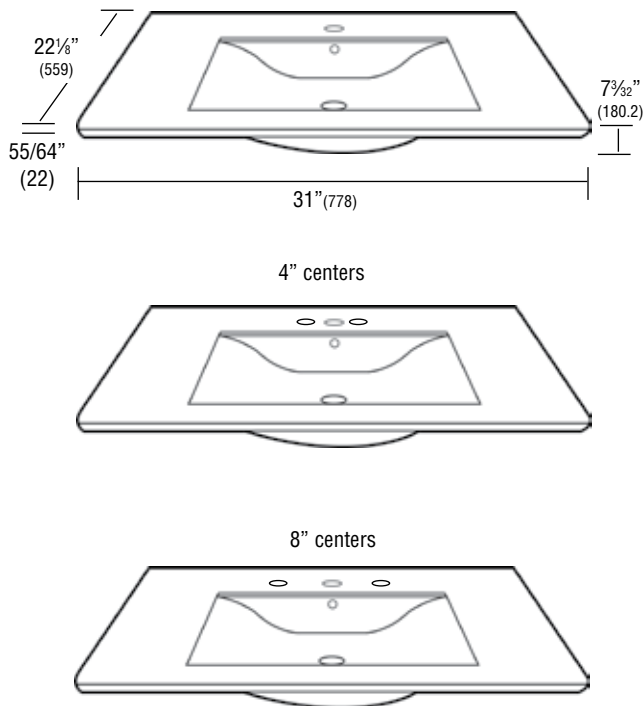
Manufactured from Transolid® vitreous china
Recommended for new and existing construction

FEATURES

- Vitreous china vanity top features a modern thin 22mm (55⁵/₆₄") edge.
- Vitreous china integral rectangular shape bowl.
- Top includes 1 center faucet hole drilling or faucet holes to accommodate 4-inch (101.6mm) centerset faucet or 8-inch (203.2mm) widespread faucet. Order sink with preferred hole drillings.
- Rear overflow.
- 5 Year Limited Residential Warranty
1 Year Commercial Warranty

COLOR

- White



Specifications

	MODEL NO.	DESCRIPTION	Length	Width	Height	Wt.
THIN EDGE VANITY TOP with integral bowl						
<input type="checkbox"/>	TL-1701	Thin Edge Vanity Top - 1 center hole	31"	22 ¹ / ₈ "	7 ³ / ₃₂ "	26
<input type="checkbox"/>	TL-1704	Thin Edge Vanity Top - 4" centers	31"	22 ¹ / ₈ "	7 ³ / ₃₂ "	26
<input type="checkbox"/>	TL-1708	Thin Edge Vanity Top - 8" centers	31"	22 ¹ / ₈ "	7 ³ / ₃₂ "	26

Maintenance & Cleaning Information

Soft abrasive cleaners may be used when necessary to clean Transolid® vitreous china products. Strong abrasive cleaners will scratch and dull the surface.

Compliance Certifications - Meets or Exceeds the Following Specifications

ASME A112.19.2M-1998

UPC®

Canadian Uniform Plumbing Code
2002

TL-1721 / TL-1724 / TL-1728 37" x 22" Aidan Thin Edge Vanity Top with Integral Bowl

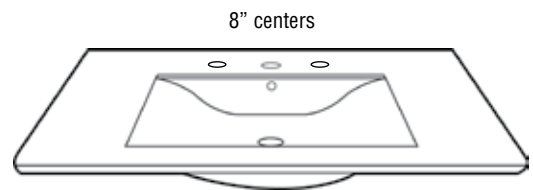
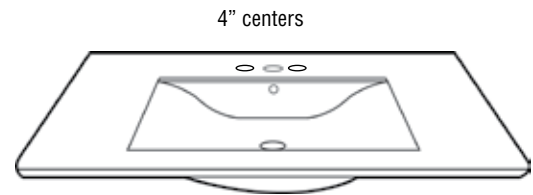
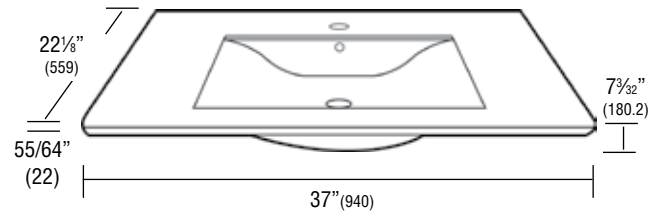
Manufactured from Transolid® vitreous china
Recommended for new and existing construction

FEATURES

- Vitreous china vanity top features a modern thin 22mm (55/64") edge.
- Vitreous china integral rectangular shape bowl.
- Top includes 1 center faucet hole drilling or faucet holes to accommodate 4-inch (101.6mm) centerset faucet or 8-inch (203.2mm) widespread faucet. Order sink with preferred hole drillings.
- Rear overflow.
- 5 Year Limited Residential Warranty
1 Year Commercial Warranty

COLOR

- White



Specifications

	MODEL NO.	DESCRIPTION	Length	Width	Height	Wt.
THIN EDGE VANITY TOP with integral bowl						
<input type="checkbox"/>	TL-1721	Thin Edge Vanity Top - 1 center hole	37"	22 1/8"	7 3/32"	30
<input type="checkbox"/>	TL-1724	Thin Edge Vanity Top - 4" centers	37"	22 1/8"	7 3/32"	30
<input type="checkbox"/>	TL-1728	Thin Edge Vanity Top - 8" centers	37"	22 1/8"	7 3/32"	30

Maintenance & Cleaning Information

Soft abrasive cleaners may be used when necessary to clean Transolid® vitreous china products. Strong abrasive cleaners will scratch and dull the surface.

Compliance Certifications - Meets or Exceeds the Following Specifications

ASME A112.19.2M-1998

UPC®

Canadian Uniform Plumbing Code
2002

FEATURES

- Granite & Marble are natural hard stones polished to a smooth, high gloss finish. Natural stone has typical variations in both color and pattern. Variations may occur in different vanity tops of the same color.
- Vanity tops in standard sizes with profiled front edge and bowl cut-out edge in 2 styles: Beveled, Eased.
- Undermount vitreous china oval bowl. 19 1/4" tops include 14" x 11" bowl, 22 1/4" tops include 17" x 14" bowl.
- Thickness: 1 1/4"
- 4" high x 3/4" deep loose backsplash with eased edge profile. Backsplash length is 1/4" shorter than vanity top length.
- Single, 4" or 8" faucet hole drillings
- Depths: 19 1/4" & 22 1/4". Single and Double bowls.

WARRANTY

- 10 Year Ltd. Residential Warranty
- 3 Year Ltd. Commercial Warranty

VANITY TOP COLORS

- 1 Marble color
- 11 Granite colors

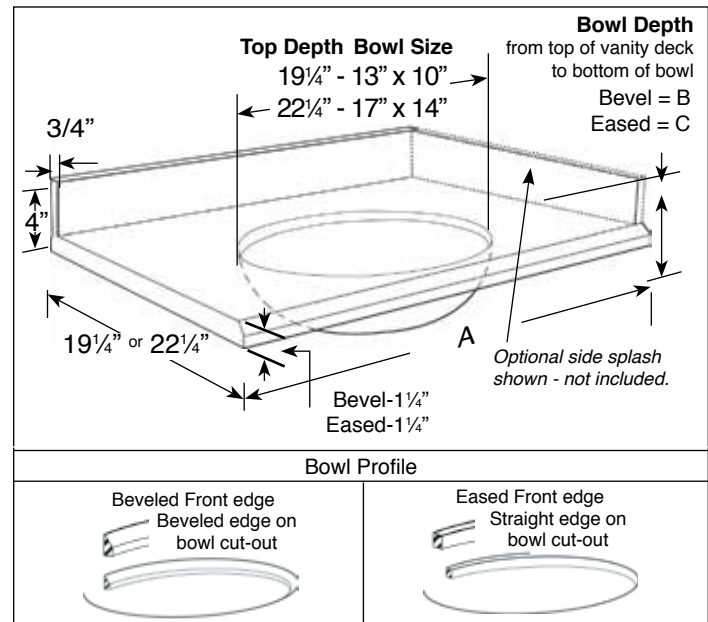
BOWL COLORS

- White
- Biscuit

OPTIONS

- Side Splashes with eased edge profile. 4" high x 3/4" deep loose side splash is set on after backsplash is installed and butts up to backsplash. Side splash length stops at front edge where profile begins.

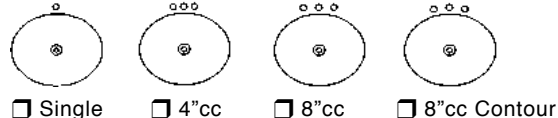
Specifications



Edge Profiles



Faucet Hole Drillings



Bowl	Length (A)	19-1/4" Depth					22-1/4" Depth				
		Model No.	Ship Wt.	Bowl Depth (B)	Bowl Depth (C)		Model No.	Ship Wt.	Bowl Depth (B)	Bowl Depth (C)	
Single	25"	G2519	85 lbs.	8 1/4"	8 3/4"		G2522	91 lbs.	8 3/4"	9 1/4"	
Single	31"	G3119	94 lbs.	8 1/4"	8 3/4"		G3122	102 lbs.	8 3/4"	9 1/4"	
Single	37"	G3719	104 lbs.	8 1/4"	8 3/4"		G3722	113 lbs.	8 3/4"	9 1/4"	
Single	43"						G4322	124 lbs.	8 3/4"	9 1/4"	
Single	49"	G4919	123 lbs.	8 1/4"	8 3/4"		G4922	135 lbs.	8 3/4"	9 1/4"	
Single	61"						G6122	157 lbs.	8 3/4"	9 1/4"	
Double	61"						G61222*	167 lbs.	8 3/4"	9 1/4"	
Sidesplash LH		SSLG19	20 lbs.				SSLG22	20 lbs.			
Sidesplash RH		SSRG19	20 lbs.				SSRG22	20 lbs.			

Granite Colors

<input type="checkbox"/>	E3 Uba Verde
<input type="checkbox"/>	E5 Baltic Brown
<input type="checkbox"/>	E8 Blue Pearl
<input type="checkbox"/>	E1 Giallo Veneziano
<input type="checkbox"/>	F4 Rosselin White
<input type="checkbox"/>	F5 Absolute Black
<input type="checkbox"/>	F2 Giallo Ornamentale
<input type="checkbox"/>	F6 Black Galaxy
<input type="checkbox"/>	F7 River White
<input type="checkbox"/>	F8 Antique Brown
<input type="checkbox"/>	G2 Giallo Parfait

Marble Color

<input type="checkbox"/>	M1 White Carrara
--------------------------	------------------

Maintenance & Cleaning Information: GRANITE & MARBLE

Transolid natural stone is easy to care for and can retain its beauty for a lifetime. Stone is a natural product and simple care and maintenance will keep it looking beautiful.

Sealing - Transolid Natural Granite & Marble is sealed at the factory. However, to provide extra assurance, we recommend that a protective sealer be applied to the vanity top after installation (available at home improvement stores) and then again at least once every two years. Before applying the sealer, the exposed areas should be clean and dry. Follow the instructions on the sealer container.

Everyday Cleaning - Clean stone surfaces with a few drops of neutral cleaner, stone soap (available at home improvement stores) or a mild liquid dishwashing detergent and warm water. Use a clean, soft cloth for best results. Rinse the surface thoroughly after washing with the soap solution and dry with a soft cloth. Liquid spills, such as alcohol, medications, etc. should be cleaned promptly. Liquids with high-acid can etch granite surfaces if left for any length of time. Popular products that should be cleaned up promptly are: shaving cream, toothpaste, perfume, cologne, nail polish remover, hair coloring or perm products, shampoo, drain opener and toilet bowl cleaner.

Quick Ship Quartz Vanity Tops

Manufactured from Transolid® engineered quartz material
Recommended for new and existing construction

FEATURES

- Engineered quartz is 93% natural quartz, the strongest mineral found in granite, and 7% resins.
- Vanity tops in standard sizes with profiled front edge and bowl cut-out edge in 2 styles: Beveled, Eased.
- Undermount vitreous china oval bowl. 19 1/4" tops include 14" x 11" bowl, 22 1/4" tops include 17" x 14" bowl.
- Thickness: 3/4"
- 4" high x 3/4" deep loose backsplash with eased edge profile. Backsplash length is 1/4" shorter than vanity top length.
- Single, 4" or 8" faucet hole drillings
- Depths: 19 1/4" & 22 1/4". Single and Double bowls.

WARRANTY

- 10 Year Ltd. Residential Warranty
- 3 Year Ltd. Commercial Warranty

VANITY TOP COLORS

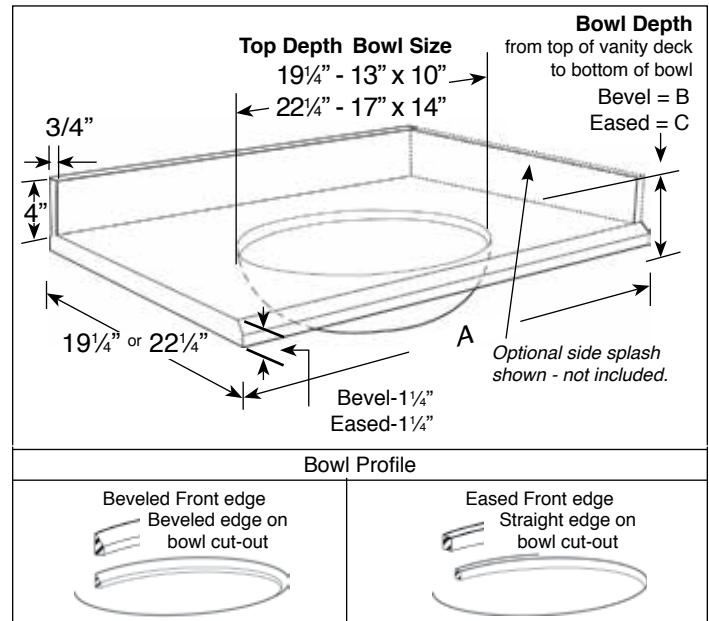
- 20 Quartz colors

BOWL COLORS

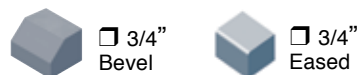
- White
- Biscuit

OPTIONS

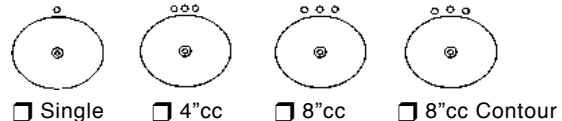
- Side Splashes with eased edge profile. 4" high x 3/4" deep loose side splash is set on after backsplash is installed and butts up to backsplash. Side splash length stops at front edge where profile begins.



Edge Profiles



Faucet Hole Drillings



Specifications

Bowl	Length (A)	19-1/4" Depth				22-1/4" Depth			
		Model No.	Ship Wt.	Bowl Depth (B)	Bowl Depth (C)	Model No.	Ship Wt.	Bowl Depth (B)	Bowl Depth (C)
Single	25"	Q2519	85 lbs.	8 1/4"	8 3/4"	Q2522	91 lbs.	8 3/4"	9 1/4"
Single	31"	Q3119	94 lbs.	8 1/4"	8 3/4"	Q3122	102 lbs.	8 3/4"	9 1/4"
Single	37"	Q3719	104 lbs.	8 1/4"	8 3/4"	Q3722	113 lbs.	8 3/4"	9 1/4"
Single	43"					Q4322	124 lbs.	8 3/4"	9 1/4"
Single	49"	Q4919	123 lbs.	8 1/4"	8 3/4"	Q4922	135 lbs.	8 3/4"	9 1/4"
Single	61"					Q6122	157 lbs.	8 3/4"	9 1/4"
Double	61"					Q61222*	167 lbs.	8 3/4"	9 1/4"
Sidesplash LH		SSLQ19	20 lbs.			SSLQ22	20 lbs.		
Sidesplash RH		SSRQ19	20 lbs.			SSRQ22	20 lbs.		

*Bowl Center: 61" double bowls 15-1/2" L/R

Quartz Colors

<input type="checkbox"/> 3A Milan White	<input type="checkbox"/> 4J Rapture	<input type="checkbox"/> 4N Almond Delite	<input type="checkbox"/> 4T Greystone	<input type="checkbox"/> 6D Carmel
<input type="checkbox"/> 3G Sorrento Coast	<input type="checkbox"/> 4K Tempest	<input type="checkbox"/> 4P Black Luxe	<input type="checkbox"/> 4V Trail	<input type="checkbox"/> 6E Milky Way
<input type="checkbox"/> 3X Nature's Path	<input type="checkbox"/> 4L Interlude	<input type="checkbox"/> 4R Urban Grey	<input type="checkbox"/> 4W Natural White	<input type="checkbox"/> 6F Calacatta
<input type="checkbox"/> 4I Overture	<input type="checkbox"/> 4M Antique White	<input type="checkbox"/> 4S Portage Pass	<input type="checkbox"/> 6B Black Carrara	<input type="checkbox"/> N1 Nano Crystal

Maintenance & Cleaning Information

ENGINEERED QUARTZ
Totally carefree. No sealing, buffing or polishing required. Engineered quartz will maintain its luster and resists virtually all typical household stains caused by lemon and grape juice, wine and tea. Just use warm water and a cloth to effortlessly wipe down the surface.

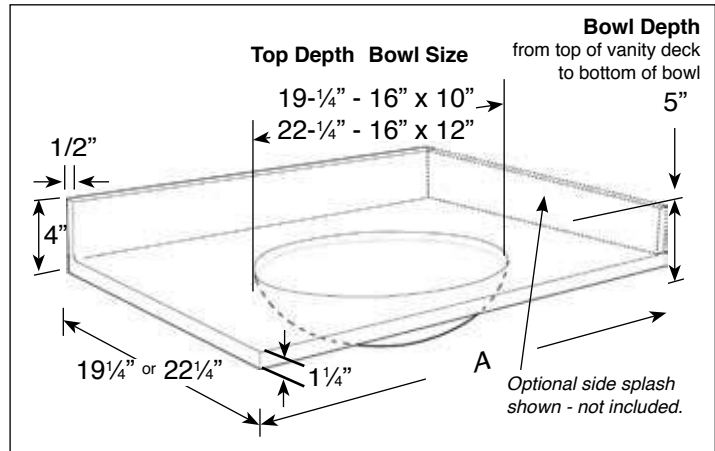
Quick Ship Solid Surface Vanity Tops

Chelsea Single Color

FEATURES

Manufactured from Transolid® solid surface
Recommended for new and existing construction

- Solid Surface material features a seamless color all the way through. Solid Surface doesn't support bacteria growth. Highly durable, non-porous renewable surface.
- Vanity tops in standard sizes with eased front edge.
- Integral solid surface oval bowl in same color as vanity deck. 19¼" tops include 16"x10" bowl, 22¼" tops include 16"x12" bowl.
- Thickness: 1¼"
- 4" high x 1/2" deep integral coved backsplash with eased edge profile. Backsplash length is 1/4" shorter than vanity top length.
- Single, 4" or 8" faucet hole drillings
- Depths: 19¼" & 22¼". Single and Double bowls.



WARRANTY

- 10 Year Ltd. Residential Warranty
- 3 Year Ltd. Commercial Warranty

VANITY TOP & BOWL COLORS

- 6 Classic Solid Surface colors

OPTIONS

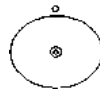
- Side Splashes with eased edge profile. 4" high x 1/2" deep loose side splash is set on after backsplash is installed and butts up to backsplash. Side splash length stops at front edge where profile begins.

Edge Profile

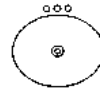


Eased

Faucet Hole Drillings



Single



4"cc



8"cc



8"cc Contour

Specifications

		19-1/4" Depth		22-1/4" Depth	
Bowl	Length (A)	Model No.	Ship Wt.	Model No.	Ship Wt.
Single	25"	ITB2519	37 lbs.	ITB2522	44 lbs.
Single	31"	ITB3119	46 lbs.	ITB3122	54 lbs.
Single	37"	ITB3719	55 lbs.	ITB3722	65 lbs.
Single	43"			ITB4322	75 lbs.
Single	49"	ITB4919	73 lbs.	ITB4922	86 lbs.
Single	61"			ITB6122	107 lbs.
Double	61"			ITB61222*	117 lbs.
Sidesplash LH		SSL19	8 lbs.	SSL22	10 lbs.
Sidesplash RH		SSR19	8 lbs.	SSR22	10 lbs.

*Bowl Center: 61" double bowls 15-1/2" L/R

Classic Solid Surface Colors

01 White	50 Matrix White
02 Cameo	63 Matrix Dusk
08 Biscuit	67 Matrix Khaki

Maintenance & Cleaning Information

SOLID SURFACE

Follow these simple care and cleaning instructions to ensure your Transolid vanity top or sink will retain its beauty for a lifetime.

Daily cleaning just requires wiping with a damp cloth or sponge. Basic stains can be removed with a mild detergent or a general purpose cleaner. To remove persistent stains, burns, or light scratches, scrub the surface with an abrasive cleaner and a green Scotch-Brite® pad.

Deep scratches in the material can be removed by carefully sanding lightly in a circular motion with 120 grit sandpaper, followed by 220 grit sandpaper, and finishing with 320 grit sandpaper. Complete the process by rubbing the surface in a circular motion with a wet, green Scotch-Brite® pad. Transolid recommends periodically rubbing the entire surface in a circular motion with an abrasive cleaner and a wet, green Scotch-Brite® pad. To achieve the best results, especially on darker colored products, follow in the same motion with finer grade Scotch-Brite® pad (gray color) and finish with the finest grade Scotch-Brite® pad (white color), moving in a circular motion on the wet surface.

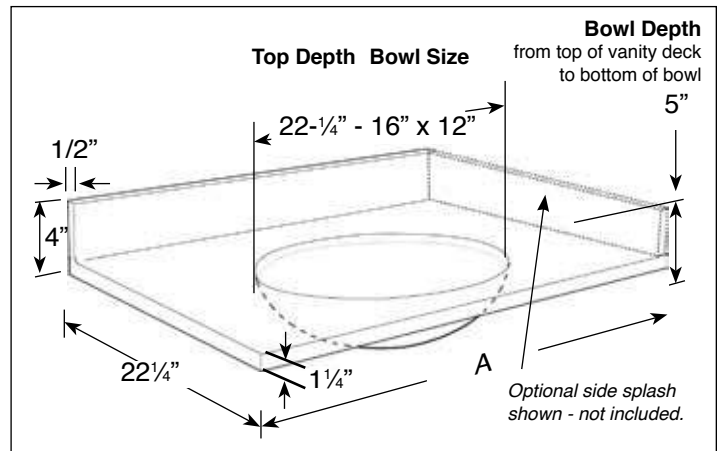
Quick Ship Solid Surface Vanity Tops

Ashley Two-Tone Color

FEATURES

Manufactured from Transolid® solid surface
Recommended for new and existing construction

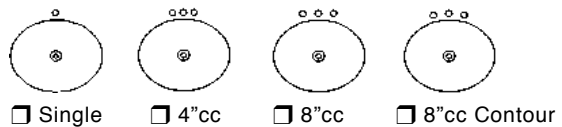
- Solid Surface material features a seamless color all the way through. Solid Surface doesn't support bacteria growth. Highly durable, non-porous renewable surface.
- Vanity tops in standard sizes with modified ogee front edge.
- Integral solid surface oval bowl in available in white or biscuit.
16" x 12" bowl on 25" - 31" length tops
17" x 14" bowl on 37" - 61" length tops.
- Thickness: 1 1/4"
- 4" high x 1/2" deep integral covered backsplash with eased edge profile. Backsplash length is 1/4" shorter than vanity top length.
- Single, 4" or 8" faucet hole drillings
- Depth: 22 1/4". Single and Double bowls.



Edge Profile



Faucet Hole Drillings



WARRANTY

- 10 Year Ltd. Residential Warranty
- 3 Year Ltd. Commercial Warranty

VANITY TOP COLORS

BOWL COLORS

- 4 Classic Solid Surface colors
- White
- Cameo

OPTIONS

- Side Splashes with eased edge profile. 4" high x 1/2" deep loose side splash is set on after backsplash is installed and butts up to backsplash. Side splash length stops at front edge where profile begins.

Specifications

		22-1/4" Depth		
Bowl	Length (A)		Model No.	Ship Wt.
Single	25"	<input type="checkbox"/>	TITB2522	44 lbs.
Single	31"	<input type="checkbox"/>	TITB3122	54 lbs.
Single	37"	<input type="checkbox"/>	TITB3722	65 lbs.
Single	43"	<input type="checkbox"/>	TITB4322	75 lbs.
Single	49"	<input type="checkbox"/>	TITB4922	86 lbs.
Single	61"	<input type="checkbox"/>	TITB6122	107 lbs.
Double	61"	<input type="checkbox"/>	TITB61222*	117 lbs.
Sidesplash LH		<input type="checkbox"/>	SSL22	10 lbs.
Sidesplash RH		<input type="checkbox"/>	SSR22	10 lbs.

Classic Solid Surface Colors

Vanity Top	Integral Bowl
<input type="checkbox"/> 50 Matrix White	01 White
<input type="checkbox"/> 67 Matrix Khaki	01 White
<input type="checkbox"/> 67 Matrix Khaki	02 Cameo
<input type="checkbox"/> 81 Sandstone	01 White
<input type="checkbox"/> 81 Sandstone	02 Cameo
<input type="checkbox"/> 86 Sea Shore	01 White
<input type="checkbox"/> 86 Sea Shore	02 Cameo
<input type="checkbox"/> 68 Matrix Summit	01 White

*Bowl Center: 61" double bowls 15-1/2" L/R

Maintenance & Cleaning Information

Follow these simple care and cleaning instructions to ensure your Transolid vanity top or sink will retain its beauty for a lifetime. Daily cleaning just requires wiping with a damp cloth or sponge. Basic stains can be removed with a mild detergent or a general purpose cleaner. To remove persistent stains, burns, or light scratches, scrub the surface with an abrasive cleaner and a green Scotch-Brite® pad. Deep scratches in the material can be removed by carefully sanding lightly in a circular motion with 120 grit sandpaper, followed by 220 grit sandpaper, and finishing with 320 grit sandpaper. Complete the process by rubbing the surface in a circular motion with a wet, green Scotch-Brite® pad. Transolid recommends periodically rubbing the entire surface in a circular motion with an abrasive cleaner and a wet, green Scotch-Brite® pad. To achieve the best results, especially on darker colored products, follow in the same motion with finer grade Scotch-Brite® pad (gray color) and finish with the finest grade Scotch-Brite® pad (white color), moving in a circular motion on the wet surface.

Quick Ship Solid Surface Vanity Tops

Décor Single Color

FEATURES

- Décor features the look and soft feel of solid surface. The 1/8" layer of solid surface provides beauty and easy clean design.
- Vanity tops in standard sizes with modified ogee front edge.
- Integral solid surface 17"x12" oval bowl in same color as vanity deck.
- Thickness: 1 1/4"
- 4" high x 1/2" deep integral covered backsplash with eased edge profile. Backsplash length is 1/4" shorter than vanity top length.
- Single, 4" or 8" faucet hole drillings
- Depth: 22 1/4". Single and Double bowls.

WARRANTY

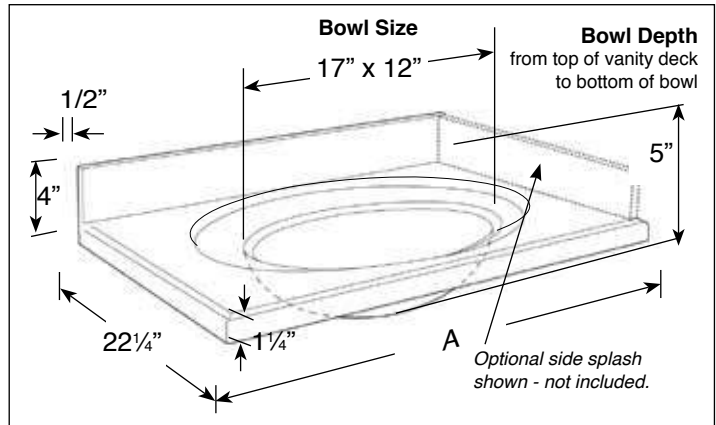
- 5 Year Ltd. Residential Warranty
- 1 Year Ltd. Commercial Warranty

VANITY TOP & BOWL COLORS

- 12 Décor colors

OPTIONS

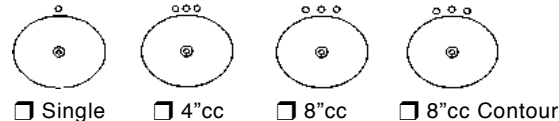
- Side Splashes with eased edge profile. 4" high x 1/2" deep loose side splash is set on after backsplash is installed and butts up to backsplash. Side splash length stops at front edge where profile begins.



Edge Profile



Faucet Hole Drillings



Specifications

		22-1/4" Depth		
Bowl	Length (A)		Model No.	Ship Wt.
Single	25"	<input type="checkbox"/>	ITBC2522	44 lbs.
Single	31"	<input type="checkbox"/>	ITBC3122	54 lbs.
Single	37"	<input type="checkbox"/>	ITBC3722	65 lbs.
Single	49"	<input type="checkbox"/>	ITBC4922	86 lbs.
Single	61"	<input type="checkbox"/>	ITBC6122	107 lbs.
Double	61"	<input type="checkbox"/>	ITBC61222*	117 lbs.
Sidesplash LH		<input type="checkbox"/>	SSLC22	10 lbs.
Sidesplash RH		<input type="checkbox"/>	SSRC22	10 lbs.

*Bowl Center: 61" double bowls 15-1/2" L/R

Décor Solid Surface Colors

<input type="checkbox"/> A5 Décor White	<input type="checkbox"/> A0 Desert Earth	<input type="checkbox"/> B0 Matrix Dusk
<input type="checkbox"/> A6 Décor Cameo	<input type="checkbox"/> A2 Seaside	<input type="checkbox"/> B1 Matrix Khaki
<input type="checkbox"/> A7 Décor Biscuit	<input type="checkbox"/> A3 Peppered Sage	<input type="checkbox"/> B2 Matrix Sand
<input type="checkbox"/> A8 Matrix White	<input type="checkbox"/> A4 Sand Castle	<input type="checkbox"/> B9 Matrix Summit

Maintenance & Cleaning Information

Transolid® Décor Vanity Tops will retain its beauty for a lifetime. Review these instructions to see how easy it is to care for Transolid® Décor products.

Normal Cleaning

Wipe the surface with a damp cloth or sponge. For basic stains, clean with mild detergent or general purpose cleaner.

Removing Persistent Stains

Scrub the surface in a circular motion using a mild detergent (such as 409®) and a wet, gray Scotch-Brite® pad. Follow the above step with a wet, white Scotch-Brite® pad, moving in a circular motion, to restore a uniform appearance.

Maintaining a Uniform Appearance

Occasionally, scrub the entire surface of the product with a wet, white Scotch-Brite® pad and mild detergent.

Removing Scuff Marks and Minor Scratches

To remove minor scuff marks, use a wet, gray Scotch-Brite® pad with a mild detergent, rubbing in a circular motion. Follow this with a wet, white Scotch-Brite® pad moving in a circular motion.

To remove minor scratches, use a 320 grit sandpaper to completely remove the scratch. Follow this with a wet, green Scotch-Brite® pad, moving in a circular motion around the area of the scratch.

Use a wet, gray Scotch-Brite® pad, moving in a circular motion and follow this with a wet, white Scotch-Brite® pad, moving in a circular motion over the same area.

Tips to Avoid Damage

Wipe away strong acids, such as those found in drain cleaners. Some of these acids, when left on the surface, may cause whitening which can be difficult to remove.

Note: Scotch-Brite® is a registered trademark of 3M and may be purchased at most specialty hardware or building supply retail stores.

Manufactured from Transolid® cultured marble
Recommended for new and existing construction

FEATURES

- Cultured marble is a seamless constructed product and the bowl(s) and backsplash are integral into the deck of the top. Cultured marble is made from polyester resins, pigments, fillers and a catalyst. These elements are mixed together to achieve a consistent blend and then poured into a mold. After curing the vanity top is removed from the mold.
- Vanity tops in standard sizes with no drip front edge.
- Integral recessed oval bowl.
14"W x 9½"D bowl on 17" tops
15½"W x 10½"D bowl on 19" tops.
17"W x 11½"D bowl on 22" tops.
- Thickness: 3/4"
- 4" integral coved backsplash with eased edge profile.
- 4" faucet hole drillings
- Integral soap dish
- Depths: 17", 19¼", 22¼".
- Single and Double bowls.

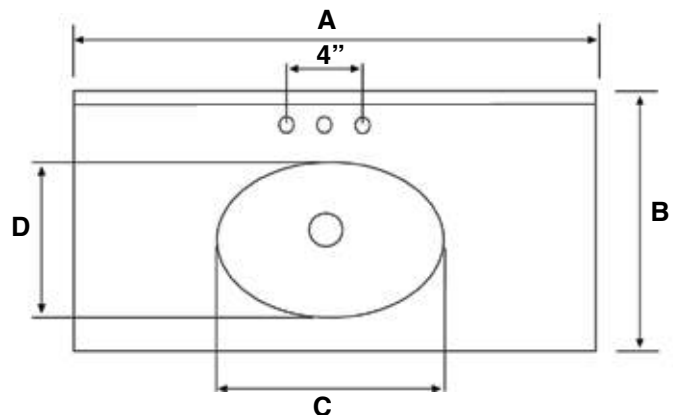
WARRANTY

- 5 Year Ltd. Residential Warranty
- 1 Year Ltd. Commercial Warranty

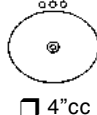
VANITY TOP COLORS

- 1 solid color
- 2 marble colors
- 1 granite color

Specifications



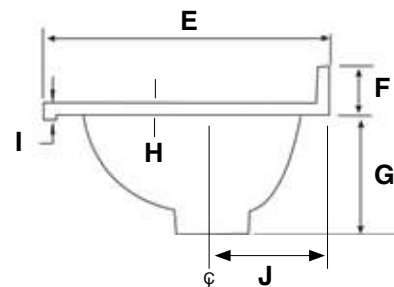
Faucet Hole Drillings



Edge Profile



No Drip Edge



A	B	C	D	E	F	G	H	I	J
19	17	14.1	9.6	17	2.9	6.2	3/8	5/6	7¼"
25, 31, 37, 49	19	15.5	10.5	19	4.5	7	3/8	7/8	8¼"
25, 31, 37, 43, 49, 61	22	17	11.5	22	4.5	7	1/2	7/8	8½"

*Bowl Center: 61" double bowls 15-½" L/R

Solid Colors
<input type="checkbox"/> 0 White
Marble Colors
<input type="checkbox"/> 1 White on White
<input type="checkbox"/> 2 White on Bone
Granite Colors
<input type="checkbox"/> 3 Sandy Beach

Maintenance & Cleaning Information

Spray cultured marble with a mild all-purpose cleaner and wipe it clean with a damp sponge. Rinse the sponge with water and wipe away any excess cleaner. Dry cultured marble with a soft towel such as microfiber.

Rinse cultured marble with a clean, wet sponge and dry it with a soft towel.

Test any products or solutions on a small, hidden area before cleaning your cultured marble. Dry the cultured marble vanity top with a soft towel after each use to minimize water spots.

Avoid using bleach or full-strength vinegar on cultured marble. If you must, do not allow the product to sit for extended periods of time and rinse it thoroughly with water after cleaning.

Do not use abrasive cleaners on cultured marble.

FEATURES

- Granite & Marble are natural hard stones polished to a smooth, high gloss finish. Natural stone has typical variations in both color and pattern. Variations may occur in different vanity tops of the same color.
- Custom lengths up to 97". Custom depth maximum is 25 1/4", minimum depth is 18 3/4".
- Undermount vitreous china oval bowl. 19 1/4" tops include 13" x 10" bowl, 22 1/4" tops include 17" x 14" bowl.
- Thickness: 3/4" and 1 1/4"
- 4" high x 3/4" deep loose backsplash with eased edge profile. Backsplash length is 1/8" shorter than vanity top length.
- 5 front edge profiles - beveled, eased, bullnose, roundover, ogee.
- Single and Double bowls.

WARRANTY

- 10 Year Ltd. Residential Warranty
- 3 Year Ltd. Commercial Warranty

VANITY TOP COLORS

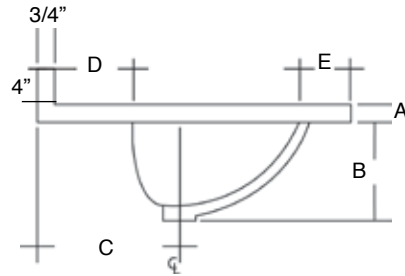
- 1 Marble color
- 11 Granite color

BOWL COLORS

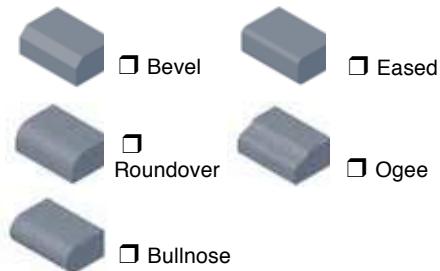
- White
- Biscuit

OPTIONS

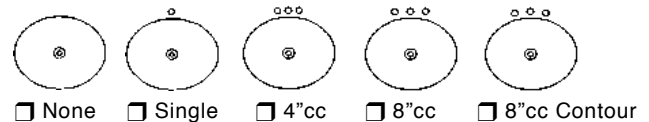
- Side Splashes with eased edge profile. 4" high x 3/4" deep loose side splash is set on after backsplash is installed and butts up to backsplash. Side splash length stops at front edge where profile begins.



Edge Profiles



Faucet Hole Drillings



Specifications

ORDERING CUSTOM VANITY TOP

It is required to complete the Transolid® Custom Vanity Top Order Form.

Custom Vanity Tops (see above drawing)

	D		E	
	Min.	Typical	Min.	Typical
19 1/4" Tops	4 1/4"	4 3/4"	3 1/2"	4 1/2"
22 1/4" Tops	4 3/4"	5 1/4"	3"	4"

Bowl Size & Shape	A	B	C
19-1/4" Vanity Top			
<input type="checkbox"/> 13" x 10" oval	3/4"	7 1/2"	7
22-1/4" Vanity Top			
<input type="checkbox"/> 17" x 14" oval	3/4"	8"	8"
<input type="checkbox"/> 18" x 13" rectangular	3/4"	8 1/8"	8 3/4"
Customer Supplied			
<input type="checkbox"/>	3/4"		

Granite Colors

<input type="checkbox"/>	E3 Uba Verde
<input type="checkbox"/>	E5 Baltic Brown
<input type="checkbox"/>	E8 Blue Pearl
<input type="checkbox"/>	E1 Giallo Veneziano
<input type="checkbox"/>	F4 Rosselin White
<input type="checkbox"/>	F5 Absolute Black
<input type="checkbox"/>	F2 Giallo Ornamentale
<input type="checkbox"/>	F6 Black Galaxy
<input type="checkbox"/>	F7 River White
<input type="checkbox"/>	F8 Antique Brown
<input type="checkbox"/>	G2 Giallo Parfait

Marble Color

<input type="checkbox"/>	M1 White Carrara
--------------------------	-------------------------

Maintenance & Cleaning Information: GRANITE & MARBLE

Transolid natural stone is easy to care for and can retain its beauty for a lifetime. Stone is a natural product and simple care and maintenance will keep it looking beautiful.

Sealing - Transolid Natural Granite & Marble is sealed at the factory. However, to provide extra assurance, we recommend that a protective sealer be applied to the vanity top after installation (available at home improvement stores) and then again at least once every two years. Before applying the sealer, the exposed areas should be clean and dry. Follow the instructions on the sealer container.

Everyday Cleaning - Clean stone surfaces with a few drops of neutral cleaner, stone soap (available at home improvement stores) or a mild liquid dishwashing detergent and warm water. Use a clean, soft cloth for best results. Rinse the surface thoroughly after washing with the soap solution and dry with a soft cloth. Liquid spills, such as alcohol, medications, etc. should be cleaned promptly. Liquids with high-acid can etch granite surfaces if left for any length of time. Popular products that should be cleaned up promptly are: shaving cream, toothpaste, perfume, cologne, nail polish remover, hair coloring or perm products, shampoo, drain opener and toilet bowl cleaner.

FEATURES

- Engineered quartz is 93% natural quartz, the strongest mineral found in granite, and 7% resins.
- Custom lengths up to 97". Custom depth maximum is 25¼", minimum depth is 18¾".
- Undermount vitreous china oval bowl. 19¼" tops include 13" x 10" bowl, 22¼" tops include 17" x 14" bowl.
- Thickness: 3/4" and 1¼"
- 4" high x 3/4" deep loose backsplash with eased edge profile. Backsplash length is 1/8" shorter than vanity top length.
- 6 front edge profiles - beveled, eased, bullnose, roundover, ogee and 3"H bold.
- Single and Double bowls.

WARRANTY

- 10 Year Ltd. Residential Warranty
- 3 Year Ltd. Commercial Warranty

VANITY TOP COLORS

- 20 Quartz colors

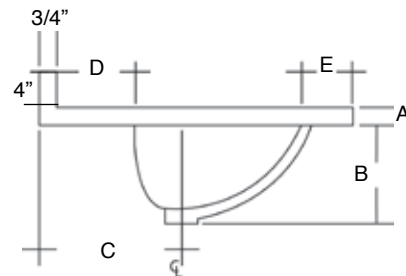
BOWL COLORS

- White
- Biscuit

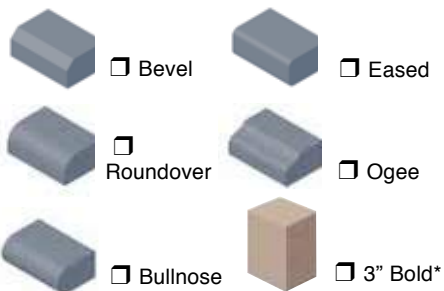
OPTIONS

- Side Splashes with eased edge profile. 4" high x 3/4" deep loose side splash is set on after backsplash is installed and butts up to backsplash. Side splash length stops at front edge where profile begins.

Manufactured from Transolid® engineered quartz material
Recommended for new and existing construction

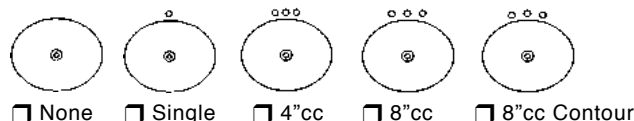


Edge Profiles



*3" Bold edge available only on quartz vanity tops up to 75".

Faucet Hole Drillings



Specifications

ORDERING CUSTOM VANITY TOP

It is required to complete the Transolid® Custom Vanity Top Order Form.

Custom Vanity Tops (see above drawing)

	D		E	
	Min.	Typical	Min.	Typical
19¼" Tops	4¼"	4¾"	3½"	4½"
22¼" Tops	4¾"	5¼"	3"	4"

Bowl Size & Shape		A	B	C
19-1/4" Vanity Top				
<input type="checkbox"/>	13" x 10" oval	3/4"	7½"	7"
22-1/4" Vanity Top				
<input type="checkbox"/>	17" x 14" oval	3/4"	8"	8"
<input type="checkbox"/>	18" x 13" rectangular	3/4"	8½"	8¾"
Customer Supplied				
<input type="checkbox"/>		3/4"		

Quartz Colors

<input type="checkbox"/> 3A Milan White	<input type="checkbox"/> 4R Urban Grey
<input type="checkbox"/> 3G Sorrento Coast	<input type="checkbox"/> 4S Portage Pass
<input type="checkbox"/> 3X Nature's Path	<input type="checkbox"/> 4T Greystone
<input type="checkbox"/> 4I Overture	<input type="checkbox"/> 4V Trail
<input type="checkbox"/> 4J Rapture	<input type="checkbox"/> 4W Natural White
<input type="checkbox"/> 4K Tempest	<input type="checkbox"/> 6B Black Carrara
<input type="checkbox"/> 4L Interlude	<input type="checkbox"/> 6D Carmel
<input type="checkbox"/> 4M Antique White	<input type="checkbox"/> 6E Milky Way
<input type="checkbox"/> 4N Almond Delite	<input type="checkbox"/> 6F Calacatta
<input type="checkbox"/> 4P Black Luxe	<input type="checkbox"/> N1 Nano Crystal

Maintenance & Cleaning Information

ENGINEERED QUARTZ
Totally carefree. No sealing, buffing or polishing required. Engineered quartz will maintain its luster and resists virtually all typical household stains caused by lemon and grape juice, wine and tea. Just use warm water and a cloth to effortlessly wipe down the surface.

FEATURES

Manufactured from Transolid® solid surface
Recommended for new and existing construction

- Solid Surface material features a seamless color all the way through. Solid Surface doesn't support bacteria growth. Highly durable, non-porous renewable surface
- Custom lengths up to 97". Custom depth maximum is 25¼", minimum depth is 18¾".
- Integral solid surface or undermount oval china bowl. 19¼" tops include 13"x10" bowl, 22¼" tops include 16"x12" solid surface bowl or 17"x14" oval china bowl.
- Thickness: 1¼"
- 4" high x 1/2" deep integral coved or loose backsplash with eased edge profile. Loose backsplash length is 1/8" shorter than vanity top length.
- 7 front edge profiles - eased, chamfer, bullnose, roundover, ogee, modified ogee, 3" bold.
- Single and Double bowls.

WARRANTY

- 10 Year Ltd. Residential Warranty
- 3 Year Ltd. Commercial Warranty

VANITY TOP COLORS

- 49 Classic colors
- 16 Natural Selections colors

OPTIONS

- Side Splashes with eased edge profile. 4" high x 1/2" deep loose side splash is set on after backsplash is installed and butts up to backsplash. Side splash length stops at front edge where profile begins.
- Integral solid surface 19"x14" oval or 18"x14" rectangular bowl, undermount china 18"x13" rectangular bowl, or customer supplied vessel bowl or other bowl.

Specifications

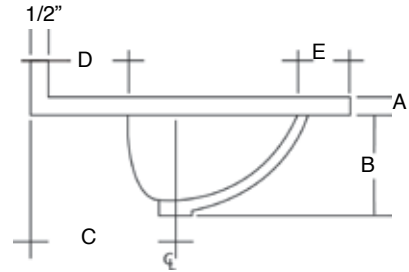
ORDERING CUSTOM VANITY TOP

It is required to complete the Transolid® Custom Vanity Top Order Form.

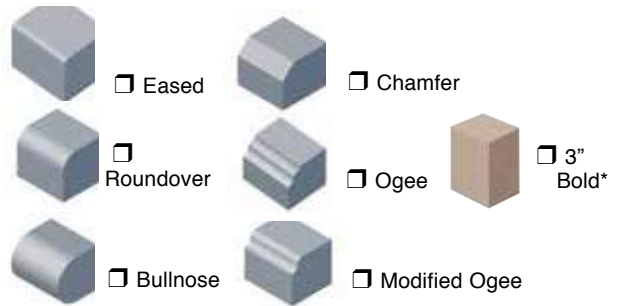
Custom Vanity Tops (see above drawing)

	D		E	
	Min.	Typical	Min.	Typical
19¼" Tops	4¼"	4¾"	3½"	4½"
22¼" Tops	4¾"	5¼"	3"	4"

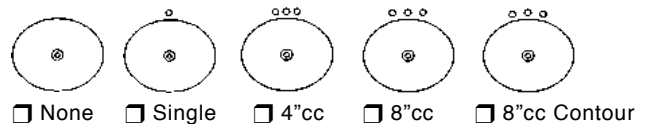
	Bowl Size & Shape	Bowl Material	A	B	C
19-1/4" Vanity Top					
<input type="checkbox"/>	13" x 10" oval	VC	1¼"	7½"	7"
<input type="checkbox"/>	16" x 10" d-shape	SS	1¼"	7⅞"	8½"
22-1/4" Vanity Top					
<input type="checkbox"/>	17" x 14" oval	VC	1¼"	8"	8"
<input type="checkbox"/>	16" x 12" oval	SS	1¼"	7"	9¼"
<input type="checkbox"/>	19" x 14" oval	SS	1¼"	7½"	8¼"
<input type="checkbox"/>	18" x 13" rectangular	VC	1¼"	8⅞"	8¾"
<input type="checkbox"/>	18" x 14" rectangular	SS	1¼"	7⅞"	8¼"
Customer Supplied					
<input type="checkbox"/>			1¼"		



Edge Profiles



Faucet Hole Drillings



Backsplash



BOWL COLORS

- White
 - Biscuit
- All china bowls and solid surface rectangular bowls available in white, biscuit only. Solid surface oval & d-shape bowls available in all Classic colors.



Custom Solid Surface Vanity Tops

Manufactured from Transolid® solid surface
Recommended for new and existing construction

Classic Solid Surface Colors

<input type="checkbox"/> 01 White	<input type="checkbox"/> 55 Matrix Dark Gray	<input type="checkbox"/> 63 Matrix Dusk	<input type="checkbox"/> 77 Outer Banks
<input type="checkbox"/> 02 Cameo	<input type="checkbox"/> 56 Matrix Green	<input type="checkbox"/> 64 Sea Salt	<input type="checkbox"/> 78 Harbor Gray
<input type="checkbox"/> 03 Bone	<input type="checkbox"/> 57 Matrix Brown	<input type="checkbox"/> 65 Cape Sands	<input type="checkbox"/> 79 Shore Road
<input type="checkbox"/> 04 Peach	<input type="checkbox"/> 58 Matrix Bone	<input type="checkbox"/> 66 Coastal Fog	<input type="checkbox"/> 80 Deep Sea
<input type="checkbox"/> 05 Almond	<input type="checkbox"/> 59 Matrix Light Blue	<input type="checkbox"/> 67 Matrix Khaki	<input type="checkbox"/> 81 Sandstone
<input type="checkbox"/> 06 Shell	<input type="checkbox"/> 5A Desert Earth	<input type="checkbox"/> 68 Matrix Summit	<input type="checkbox"/> 83 Spruce
<input type="checkbox"/> 07 Pea	<input type="checkbox"/> 5B Moonlight	<input type="checkbox"/> 70 Summer Rain	<input type="checkbox"/> 84 Graphite
<input type="checkbox"/> 08 Biscuit	<input type="checkbox"/> 5C Seaside	<input type="checkbox"/> 71 Silt Stone	<input type="checkbox"/> 85 Midnight
<input type="checkbox"/> 50 Matrix White	<input type="checkbox"/> 5D Peppered Sage	<input type="checkbox"/> 72 Ocean Pines	<input type="checkbox"/> 86 Sea Shore
<input type="checkbox"/> 51 Matrix Silver	<input type="checkbox"/> 5E Sand Castle	<input type="checkbox"/> 74 Surf White	<input type="checkbox"/> 87 Aztec
<input type="checkbox"/> 52 Matrix Pink	<input type="checkbox"/> 60 Matrix Sand	<input type="checkbox"/> 75 Wild Dunes	<input type="checkbox"/> 88 Sage
<input type="checkbox"/> 53 Matrix Jade	<input type="checkbox"/> 62 Matrix Dark Blue	<input type="checkbox"/> 76 Island Palm	<input type="checkbox"/> 89 Venetian
<input type="checkbox"/> 54 Matrix Light Gray			

Natural Selections® Solid Surface Colors

<input type="checkbox"/> 90 Country Slate	<input type="checkbox"/> 95 Ash Leaves	<input type="checkbox"/> 9A Thunder Cloud	<input type="checkbox"/> 9K Gold Coast
<input type="checkbox"/> 91 White Carrara	<input type="checkbox"/> 96 Almond Sky	<input type="checkbox"/> 9B Desert Drift	<input type="checkbox"/> 9N Plateau
<input type="checkbox"/> 93 Emerald Lagoon	<input type="checkbox"/> 97 Silver Fern	<input type="checkbox"/> 9C Stratus	<input type="checkbox"/> 9R Mesa
<input type="checkbox"/> 94 Sand Mountain	<input type="checkbox"/> 99 Amber Waves	<input type="checkbox"/> 9E Ostrich	<input type="checkbox"/> 9T Ivory Wave

Specifications

Maintenance & Cleaning Information

Follow these simple care and cleaning instructions to ensure your Transolid® vanity top or sink will retain its beauty for a lifetime.

Daily cleaning just requires wiping with a damp cloth or sponge. Basic stains can be removed with a mild detergent or a general purpose cleaner. To remove persistent stains, burns, or light scratches, scrub the surface with an abrasive cleaner and a green Scotch-Brite® pad. Deep scratches in the material can be removed by carefully sanding lightly in a circular motion with 120 grit sandpaper, followed by 220 grit sandpaper, and finishing with 320 grit sandpaper. Complete the process by rubbing the surface in a circular motion with a wet, green Scotch-Brite® pad.

Transolid® recommends periodically rubbing the entire surface in a circular motion with an abrasive cleaner and a wet, green Scotch-Brite® pad. To achieve the best results, especially on darker colored products, follow in the same motion with finer grade Scotch-Brite® pad (gray color) and finish with the finest grade Scotch-Brite® pad (white color), moving in a circular motion on the wet surface.

RTDO3322 33" x 22" Radius® D-Shape Double Bowl silQ®granite Top Mount Kitchen Sink

Manufactured from Transolid silQ®granite
Recommended for new and existing construction

FEATURES

- 33" x 22" x 9½" double bowls. D-Shape large bowl.
- Top mount kitchen sink. The rim of the sink sits on the countertop.
- Transolid silQ®granite sinks are made with the union of natural granite and acrylic resin. The result gives our sinks high resistance to high temperatures (up to 650°F), dents scratches, chips, impacts and violent shocks.
- The non-porous surface is resistant to bacteria growth and reduces the need for cleaning with harsh chemicals and is 100% food safe.

WARRANTY

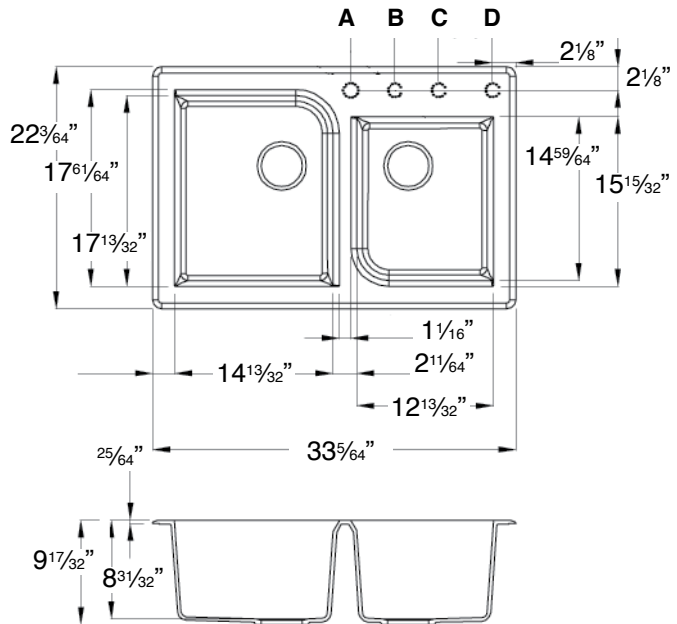
- Lifetime Limited Residential Warranty

COLORS

- 5 silQ®granite colors

OPTIONS

- TSGRDO Bottom Sink Grid Set, TCBO1518 Bamboo Cutting Board, TGCB2312 Glass Cutting Board, TRM1518 Roller Mat Trivet, TSDIK Universal Sink Drain Installation Kit, 2210 Covered Flip-Top Sink Strainer, 2310 Remote Flip-Top Sink Strainer, 4010 Covered Flip-Top Disposer Strainer, 2012 Standard Sink Strainer, 4000 Soap Dispenser. See Accessories specification sheets for details.



IMPORTANT:

Circle Letter(s) above to indicate location(s) faucet hole drillings (there is a 4" spread between hole locations A,B,C and 4⅞" between C and D).

Specifications

Model	RTDO3322
Overall Dimensions	L33" x W22" x D9½"
Left Bowl Dimensions	L14⅓" x W17⅞" x D8⅓"
Right Bowl Dimensions	L12⅓" x W15⅓" x D8⅓"
Faucet Holes	up to 4 - must specify number of holes and hole location(s).
Shipping Weight	48 lbs.
Material	Granite
Installation	countertop mounted
Required	2 basket strainers not supplied

	COLOR
<input type="checkbox"/>	01 White
<input type="checkbox"/>	09 Black
<input type="checkbox"/>	12 Espresso
<input type="checkbox"/>	16 Cafe Latte
<input type="checkbox"/>	17 Grey

	Faucet Hole Drillings
<input type="checkbox"/>	0 Holes
<input type="checkbox"/>	1 Hole
<input type="checkbox"/>	2 Holes
<input type="checkbox"/>	3 Holes
<input type="checkbox"/>	4 Holes

Maintenance & Cleaning Information

SILQ®GRANITE SINK General Care & Cleaning: Daily cleaning may be done with any non-abrasive cleaner (i.e. Bar Keeper's Friend, Soft Scrub, Soft Scrub with Bleach, or dishwasher soap). After every use, rinse and wipe the sink dry with a clean, soft cloth to eliminate any water spots or soap film build-ups.

Removing Stains and Minor Scuff Marks:

Normal Stains - For stains, please use a mild abrasive cleanser, along with a soft scouring pad.

Stubborn Stains - A solution of 50% bleach, 50% water should be used for tough, stubborn stains. Let the solution sit in the bottom of the sink for one hour; then scrub. Rinse well. Also, the use of BAR KEEPERS FRIEND or baking soda (directions included on bottle or can) will help remove stubborn stains. (NOTE: with Black or Espresso, sink must be rinsed thoroughly with hot water).

Luster: Mineral oil applied with a damp cloth can be used to restore luster.

Miscellaneous:

To remove Calcium Deposits (a white ring around the bottom of your sink): use LIME AWAY or CLR cleaner.

Note: Always test any stain removers in a small, non-visible location.

What Not To Use:

- 1) Do not use any abrasive cleaning agents or scrub pads, such as Steel Wool.
- 2) Straight bleach.
- 3) Commercial alkalis, such as ammonia and/or caustic solutions.
- 4) Drain blocking chemicals that involve filling the sink with water.
- 5) Do not use sink for cleaning paint or grout materials.

Note: Always test any stain removers in a small, non-visible location.

Support Documents

Installation instructions available at transolid.com



RTDE3322 33" x 22" Radius® Equal Double Bowl silQ®granite Top Mount Kitchen Sink

Manufactured from Transolid silQ®granite
Recommended for new and existing construction

FEATURES

- 33" x 22" x 9½" equal double bowls.
- Top mount kitchen sink. The rim of the sink sits on the countertop.
- Transolid silQ®granite sinks are made with the union of natural granite and acrylic resin. The result gives our sinks high resistance to high temperatures (up to 650°F), dents scratches, chips, impacts and violent shocks.
- The non-porous surface is resistant to bacteria growth and reduces the need for cleaning with harsh chemicals and is 100% food safe.

WARRANTY

- Lifetime Limited Residential Warranty

COLORS

- 5 silQ®granite colors

OPTIONS

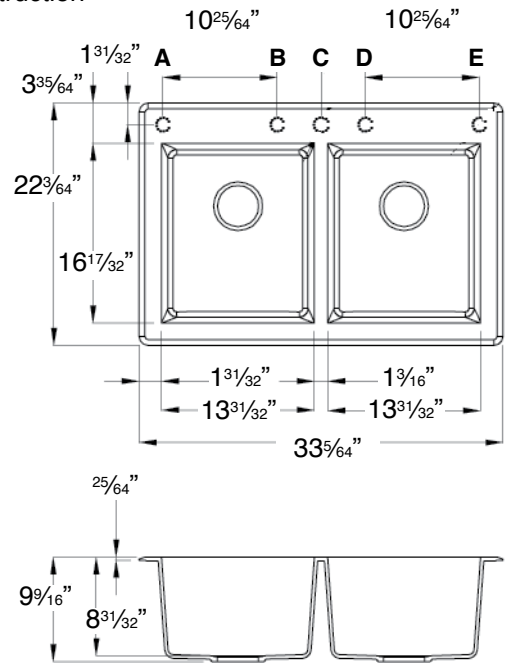
- TSGRDE Bottom Sink Grid Set, TCB1417-L Bamboo Cutting Board, TGCB2312 Glass Cutting Board, TRM1818 Roller Mat Trivet TSDIK Universal Sink Drain Installation Kit, 2210 Covered Flip-Top Sink Strainer, 2310 Remote Flip-Top Sink Strainer, 4010 Covered Flip-Top Disposer Strainer, 2012 Standard Sink Strainer, 4000 Soap Dispenser. See Accessories specification sheets for details.

Specifications

Model	RTDE3322
Overall Dimensions	L33" x W22" x D9½"
Left Bowl Dimensions	L13 ³¹ / ₃₂ " x W16 ¹⁷ / ₃₂ " x D8 ³¹ / ₃₂ "
Right Bowl Dimensions	L13 ³¹ / ₃₂ " x W16 ¹⁷ / ₃₂ " x D8 ³¹ / ₃₂ "
Faucet Holes	up to 5 - must specify number of holes and hole location(s).
Shipping Weight	48 lbs.
Material	Granite
Installation	countertop mounted
Required	2 basket strainers not supplied

	COLOR
<input type="checkbox"/>	01 White
<input type="checkbox"/>	09 Black
<input type="checkbox"/>	12 Espresso
<input type="checkbox"/>	16 Cafe Latte
<input type="checkbox"/>	17 Grey

	Faucet Hole Drillings
<input type="checkbox"/>	0 Holes
<input type="checkbox"/>	1 Hole
<input type="checkbox"/>	2 Holes
<input type="checkbox"/>	3 Holes
<input type="checkbox"/>	4 Holes
<input type="checkbox"/>	5 Holes



IMPORTANT:

Circle Letter(s) above to indicate location(s) for faucet hole drillings (there is a 4" spread between hole locations B,C,D. There is a 10²⁵/₆₄" spread between hole locations A and B and D and E).

Maintenance & Cleaning Information

SILQ®GRANITE SINK General Care & Cleaning: Daily cleaning may be done with any non-abrasive cleaner (i.e. Bar Keeper's Friend, Soft Scrub, Soft Scrub with Bleach, or dishwasher soap). After every use, rinse and wipe the sink dry with a clean, soft cloth to eliminate any water spots or soap film build-ups.

Removing Stains and Minor Scuff Marks:

Normal Stains - For stains, please use a mild abrasive cleanser, along with a soft scouring pad.

Stubborn Stains - A solution of 50% bleach, 50% water should be used for tough, stubborn stains. Let the solution sit in the bottom of the sink for one hour; then scrub. Rinse well. Also, the use of BAR KEEPERS FRIEND or baking soda (directions included on bottle or can) will help remove stubborn stains. (NOTE: with Black or Espresso, sink must be rinsed thoroughly with hot water).

Luster: Mineral oil applied with a damp cloth can be used to restore luster.

Miscellaneous:

To remove Calcium Deposits (a white ring around the bottom of your sink): use LIME AWAY or CLR cleaner.

Note: Always test any stain removers in a small, non-visible location.

What Not To Use:

- 1) Do not use any abrasive cleaning agents or scrub pads, such as Steel Wool.
- 2) Straight bleach.
- 3) Commercial alkalis, such as ammonia and/or caustic solutions.
- 4) Drain blocking chemicals that involve filling the sink with water.
- 5) Do not use sink for cleaning paint or grout materials.

Note: Always test any stain removers in a small, non-visible location.

Support Documents

Installation instructions available at transolid.com

RTDJ3322 33" x 22" Radius® J-Shape Double Bowl silQ®granite Top Mount Kitchen Sink

FEATURES

- 33" x 22" x 9½" double bowls. J-Shape small bowl. Sink has low 4½" divider.
- Top mount kitchen sink. The rim of the sink sits on the countertop.
- Transolid silQ®granite sinks are made with the union of natural granite and acrylic resin. The result gives our sinks high resistance to high temperatures (up to 650°F), dents scratches, chips, impacts and violent shocks.
- The non-porous surface is resistant to bacteria growth and reduces the need for cleaning with harsh chemicals and is 100% food safe.

WARRANTY

- Lifetime Limited Residential Warranty

COLORS

- 5 silQ®granite colors

OPTIONS

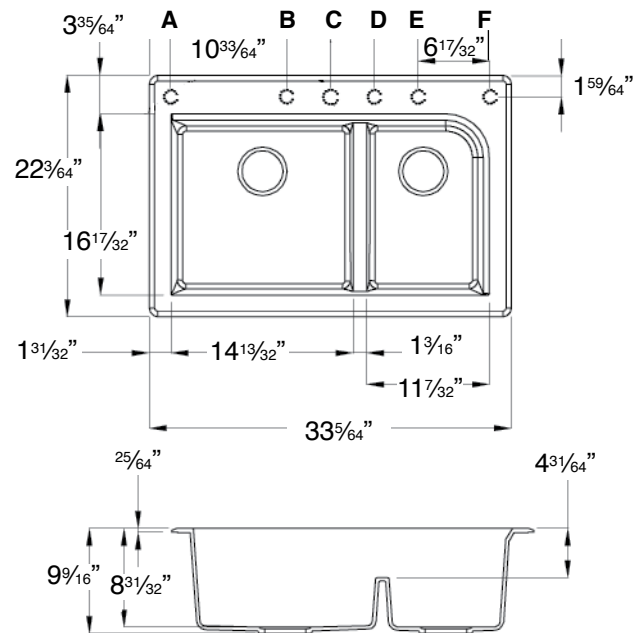
- TSGRDJ Bottom Sink Grid Set, TCBJ1716 Bamboo Cutting Board, TGCB2312 Glass Cutting Board, TRM1818 Roller Mat Trivet, TSDIK Universal Sink Drain Installation Kit, 2210 Covered Flip-Top Sink Strainer, 2310 Remote Flip-Top Sink Strainer, 4010 Covered Flip-Top Disposer Strainer, 2012 Standard Sink Strainer, 4000 Soap Dispenser.
See Accessories specification sheets for details.

Specifications

Model	RTDJ3322
Overall Dimensions	L33" x W22" x D9½"
Left Bowl Dimensions	L16 ⁴⁷ / ₆₄ " x W16 ¹⁷ / ₃₂ " x D8 ³¹ / ₃₂ "
Right Bowl Dimensions	L11 ⁷ / ₃₂ " x W16 ¹⁷ / ₃₂ " x D8 ³¹ / ₃₂ "
Faucet Holes	up to 6 - must specify number of holes and hole location(s).
Shipping Weight	48 lbs.
Material	Granite
Installation	countertop mounted
Required	2 basket strainers not supplied

	COLOR
<input type="checkbox"/>	01 White
<input type="checkbox"/>	09 Black
<input type="checkbox"/>	12 Espresso
<input type="checkbox"/>	16 Cafe Latte
<input type="checkbox"/>	17 Grey

	Faucet Hole Drillings		
<input type="checkbox"/>	0 Holes	<input type="checkbox"/>	4 Holes
<input type="checkbox"/>	1 Hole	<input type="checkbox"/>	5 Holes
<input type="checkbox"/>	2 Holes	<input type="checkbox"/>	6 Holes
<input type="checkbox"/>	3 Holes		



IMPORTANT:

Circle Letter(s) above to indicate location(s) for faucet hole drillings (there is a 4" spread between hole locations B,C,D,E. There is a 10³³/₆₄" spread between hole locations A and B and 6¹⁷/₃₂" between E and F).

Maintenance & Cleaning Information

SILQ®GRANITE SINK General Care & Cleaning: Daily cleaning may be done with any non-abrasive cleaner (i.e. Bar Keeper's Friend, Soft Scrub, Soft Scrub with Bleach, or dishwasher soap). After every use, rinse and wipe the sink dry with a clean, soft cloth to eliminate any water spots or soap film build-ups.

Removing Stains and Minor Scuff Marks:

Normal Stains - For stains, please use a mild abrasive cleanser, along with a soft scouring pad.

Stubborn Stains - A solution of 50% bleach, 50% water should be used for tough, stubborn stains. Let the solution sit in the bottom of the sink for one hour; then scrub. Rinse well. Also, the use of BAR KEEPERS FRIEND or baking soda (directions included on bottle or can) will help remove stubborn stains. (NOTE: with Black or Espresso, sink must be rinsed thoroughly with hot water).

Luster: Mineral oil applied with a damp cloth can be used to restore luster.

Miscellaneous:

To remove Calcium Deposits (a white ring around the bottom of your sink): use LIME AWAY or CLR cleaner.

Note: Always test any stain removers in a small, non-visible location.

What Not To Use:

- 1) Do not use any abrasive cleaning agents or scrub pads, such as Steel Wool.
- 2) Straight bleach.
- 3) Commercial alkalis, such as ammonia and/or caustic solutions.
- 4) Drain blocking chemicals that involve filling the sink with water.
- 5) Do not use sink for cleaning paint or grout materials.

Note: Always test any stain removers in a small, non-visible location.

Support Documents

Installation instructions available at transolid.com

RTSS3322 33" x 22" Radius® Super Single Bowl silQ® granite Top Mount Kitchen Sink

Manufactured from Transolid silQ® granite
Recommended for new and existing construction

FEATURES

- 33" x 22" x 9½" super single bowl is size of double bowl sink.
- Top mount kitchen sink. The rim of the sink sits on the countertop.
- Transolid silQ® granite sinks are made with the union of natural granite and acrylic resin. The result gives our sinks high resistance to high temperatures (up to 650°F), dents scratches, chips, impacts and violent shocks.
- The non-porous surface is resistant to bacteria growth and reduces the need for cleaning with harsh chemicals and is 100% food safe.

WARRANTY

- Lifetime Limited Residential Warranty

COLORS

- 5 silQ® granite colors

OPTIONS

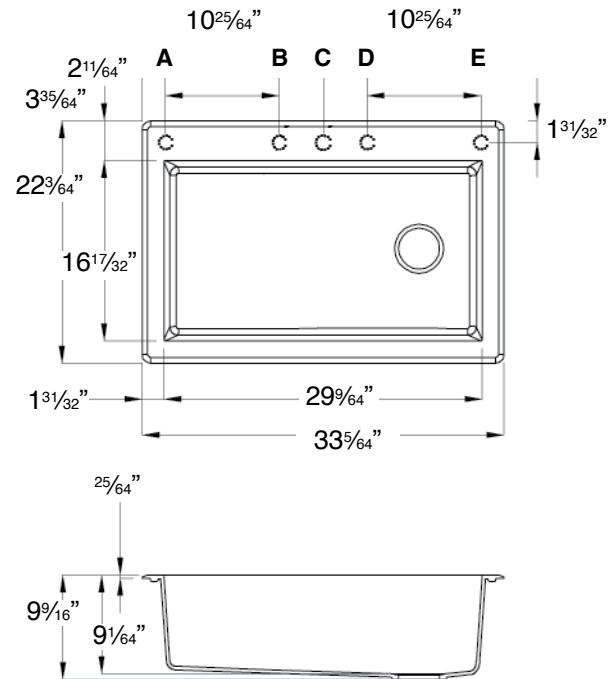
- TSGRSS Bottom Sink Grid, TCB1417-L Bamboo Cutting Board, TGCB2312 Glass Cutting Board, TRM1818 Roller Mat Trivet TSDIK Universal Sink Drain Installation Kit, 2210 Covered Flip-Top Sink Strainer, 2310 Remote Flip-Top Sink Strainer, 4010 Covered Flip-Top Disposer Strainer, 2012 Standard Sink Strainer, 4000 Soap Dispenser. See Accessories specification sheets for details.

Specifications

Model	RTSS3322
Overall Dimensions	L33" x W22" x D9½"
Bowl Dimensions	L29⅞" x W16⅞" x D9⅞"
Faucet Holes	up to 5 - must specify number of holes and hole location(s).
Shipping Weight	48 lbs.
Material	Granite
Installation	countertop mounted
Required	1 basket strainer not supplied

	COLOR
<input type="checkbox"/>	01 White
<input type="checkbox"/>	09 Black
<input type="checkbox"/>	12 Espresso
<input type="checkbox"/>	16 Cafe Latte
<input type="checkbox"/>	17 Grey

	Faucet Hole Drillings
<input type="checkbox"/>	0 Holes
<input type="checkbox"/>	1 Hole
<input type="checkbox"/>	2 Holes
<input type="checkbox"/>	3 Holes
<input type="checkbox"/>	4 Holes
<input type="checkbox"/>	5 Holes



IMPORTANT:

Circle Letter(s) above to indicate location(s) for faucet hole drillings (there is a 4" spread between hole locations B,C,D. There is a 10⅝" spread between hole locations A and B and D and E).

Maintenance & Cleaning Information

SILQ®GRANITE SINK General Care & Cleaning: Daily cleaning may be done with any non-abrasive cleaner (i.e. Bar Keeper's Friend, Soft Scrub, Soft Scrub with Bleach, or dishwasher soap). After every use, rinse and wipe the sink dry with a clean, soft cloth to eliminate any water spots or soap film build-ups.

Removing Stains and Minor Scuff Marks:

Normal Stains - For stains, please use a mild abrasive cleanser, along with a soft scouring pad.

Stubborn Stains - A solution of 50% bleach, 50% water should be used for tough, stubborn stains. Let the solution sit in the bottom of the sink for one hour; then scrub. Rinse well. Also, the use of BAR KEEPERS FRIEND or baking soda (directions included on bottle or can) will help remove stubborn stains. (NOTE: with Black or Espresso, sink must be rinsed thoroughly with hot water).

Luster: Mineral oil applied with a damp cloth can be used to restore luster.

Miscellaneous:

To remove Calcium Deposits (a white ring around the bottom of your sink): use LIME AWAY or CLR cleaner.

Note: Always test any stain removers in a small, non-visible location.

What Not To Use:

- 1) Do not use any abrasive cleaning agents or scrub pads, such as Steel Wool.
- 2) Straight bleach.
- 3) Commercial alkalis, such as ammonia and/or caustic solutions.
- 4) Drain blocking chemicals that involve filling the sink with water.
- 5) Do not use sink for cleaning paint or grout materials.

Note: Always test any stain removers in a small, non-visible location.

Support Documents

Installation instructions available at transolid.com

ATDD3322 33" x 22" Aversa® D-Shape Double Bowl silQ®granite Top Mount Kitchen Sink

Manufactured from Transolid silQ®granite
Recommended for new and existing construction

FEATURES

- 33" x 22" x 9½" double bowls. D-Shape large bowl.
- Top mount kitchen sink. The rim of the sink sits on the countertop.
- Transolid silQ®granite sinks are made with the union of natural granite and acrylic resin. The result gives our sinks high resistance to high temperatures (up to 650°F), dents scratches, chips, impacts and violent shocks.
- The non-porous surface is resistant to bacteria growth and reduces the need for cleaning with harsh chemicals and is 100% food safe.

WARRANTY

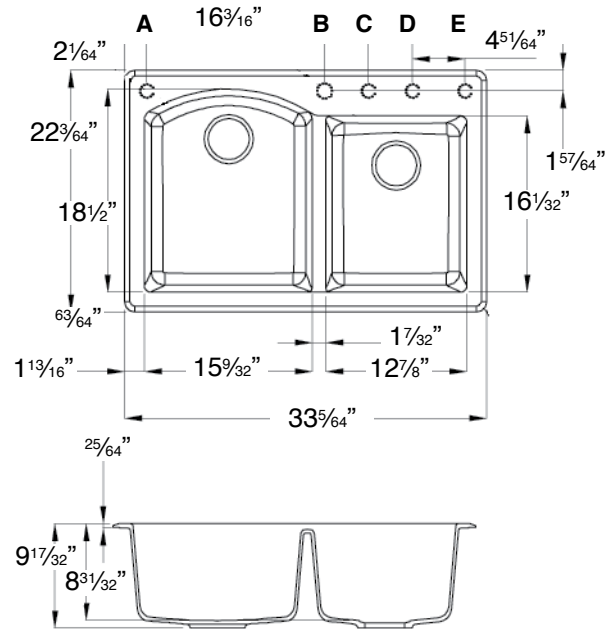
- Lifetime Limited Residential Warranty

COLORS

- 5 silQ®granite colors

OPTIONS

- TSGADD Bottom Sink Grid Set, TCBD1619 Bamboo Cutting Board, TGCB2312 Glass Cutting Board, TRM1518 Roller Mat Trivet, TSDIK Universal Sink Drain Installation Kit, 2210 Covered Flip-Top Sink Strainer, 2310 Remote Flip-Top Sink Strainer, 4010 Covered Flip-Top Disposer Strainer, 2012 Standard Sink Strainer, 4000 Soap Dispenser. See Accessories specification sheets for details.



IMPORTANT:

Circle Letter(s) above to indicate location(s) for faucet hole drillings (there is a 4" spread between hole locations B,C,D. There is a 16⅜" spread between hole locations A and B and a 4⅝" spread between D and E).

Specifications

Model	ATDD3322
Overall Dimensions	L33" x W22" x D9½"
Left Bowl Dimensions	L15⅞" x W18½" x D8⅜"
Right Bowl Dimensions	L12⅞" x W16⅜" x D8⅜"
Faucet Holes	up to 5 - must specify number of holes and hole location(s).
Shipping Weight	46 lbs.
Material	Granite
Installation	countertop mounted
Required	2 basket strainers not supplied

COLOR
<input type="checkbox"/> 01 White
<input type="checkbox"/> 09 Black
<input type="checkbox"/> 12 Espresso
<input type="checkbox"/> 16 Cafe Latte
<input type="checkbox"/> 17 Grey

Faucet Hole Drillings
<input type="checkbox"/> 0 Holes
<input type="checkbox"/> 1 Hole
<input type="checkbox"/> 2 Holes
<input type="checkbox"/> 3 Holes
<input type="checkbox"/> 4 Holes
<input type="checkbox"/> 5 Holes

Maintenance & Cleaning Information

SILQ®GRANITE SINK General Care & Cleaning: Daily cleaning may be done with any non-abrasive cleaner (i.e. Bar Keeper's Friend, Soft Scrub, Soft Scrub with Bleach, or dishwasher soap). After every use, rinse and wipe the sink dry with a clean, soft cloth to eliminate any water spots or soap film build-ups.

Removing Stains and Minor Scuff Marks:

Normal Stains - For stains, please use a mild abrasive cleanser, along with a soft scouring pad.

Stubborn Stains - A solution of 50% bleach, 50% water should be used for tough, stubborn stains. Let the solution sit in the bottom of the sink for one hour; then scrub. Rinse well. Also, the use of BAR KEEPERS FRIEND or baking soda (directions included on bottle or can) will help remove stubborn stains. (NOTE: with Black or Espresso, sink must be rinsed thoroughly with hot water).

Luster: Mineral oil applied with a damp cloth can be used to restore luster.

Miscellaneous:

To remove Calcium Deposits (a white ring around the bottom of your sink): use LIME AWAY or CLR cleaner.

Note: Always test any stain removers in a small, non-visible location.

What Not To Use:

- 1) Do not use any abrasive cleaning agents or scrub pads, such as Steel Wool.
- 2) Straight bleach.
- 3) Commercial alkalis, such as ammonia and/or caustic solutions.
- 4) Drain blocking chemicals that involve filling the sink with water.
- 5) Do not use sink for cleaning paint or grout materials.

Note: Always test any stain removers in a small, non-visible location.

Support Documents

Installation instructions available at transolid.com



ATDE3322 33" x 22" Aversa® Equal Double Bowl silQ®granite Top Mount Kitchen Sink

Manufactured from Transolid silQ®granite
Recommended for new and existing construction

FEATURES

- 33" x 22" x 9 1/2" equal double bowls.
- Top mount kitchen sink. The rim of the sink sits on the countertop.
- Transolid silQ®granite sinks are made with the union of natural granite and acrylic resin. The result gives our sinks high resistance to high temperatures (up to 650°F), dents scratches, chips, impacts and violent shocks.
- The non-porous surface is resistant to bacteria growth and reduces the need for cleaning with harsh chemicals and is 100% food safe.

WARRANTY

- Lifetime Limited Residential Warranty

COLORS

- 5 silQ®granite colors

OPTIONS

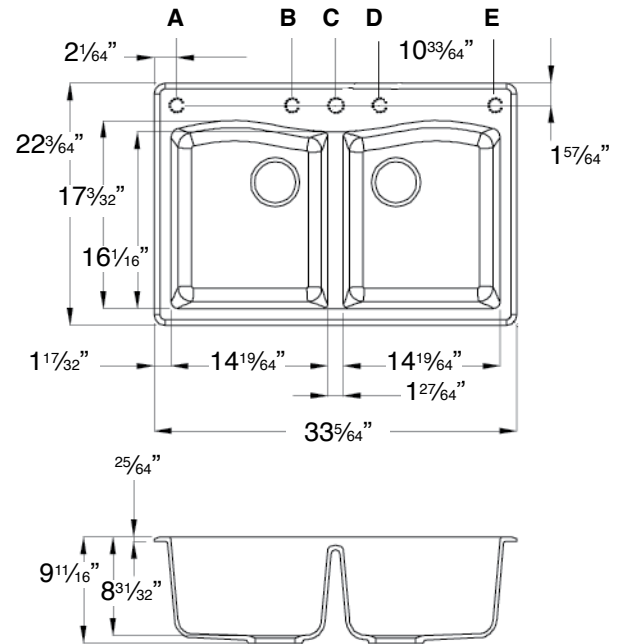
- TSGADE Bottom Sink Grid Set, TCBC1518-L Bamboo Cutting Board, TGCB2312 Glass Cutting Board, TRM1818 Roller Mat Trivet TSDIK Universal Sink Drain Installation Kit, 2210 Covered Flip-Top Sink Strainer, 2310 Remote Flip-Top Sink Strainer, 4010 Covered Flip-Top Disposer Strainer, 2012 Standard Sink Strainer, 4000 Soap Dispenser. See Accessories specification sheets for details.

Specifications

Model	ATDE3322
Overall Dimensions	L33" x W22" x D9 1/2"
Left Bowl Dimensions	L14 19/64" x W17 3/32" x D8 31/32"
Right Bowl Dimensions	L14 19/64" x W17 3/32" x D8 31/32"
Faucet Holes	up to 5 - must specify number of holes and hole location(s).
Shipping Weight	50 lbs.
Material	Granite
Installation	countertop mounted
Required	2 basket strainers not supplied

	COLOR
<input type="checkbox"/>	01 White
<input type="checkbox"/>	09 Black
<input type="checkbox"/>	12 Espresso
<input type="checkbox"/>	16 Cafe Latte
<input type="checkbox"/>	17 Grey

	Faucet Hole Drillings
<input type="checkbox"/>	0 Holes
<input type="checkbox"/>	1 Hole
<input type="checkbox"/>	2 Holes
<input type="checkbox"/>	3 Holes
<input type="checkbox"/>	4 Holes
<input type="checkbox"/>	5 Holes



IMPORTANT:

Circle Letter(s) above to indicate location(s) for faucet hole drillings (there is a 4" spread between hole locations B,C,D. There is a 10 33/64" spread between hole locations A and B and D and E).

Maintenance & Cleaning Information

SILQ®GRANITE SINK General Care & Cleaning: Daily cleaning may be done with any non-abrasive cleaner (i.e. Bar Keeper's Friend, Soft Scrub, Soft Scrub with Bleach, or dishwasher soap). After every use, rinse and wipe the sink dry with a clean, soft cloth to eliminate any water spots or soap film build-ups.

Removing Stains and Minor Scuff Marks:

Normal Stains - For stains, please use a mild abrasive cleanser, along with a soft scouring pad.

Stubborn Stains - A solution of 50% bleach, 50% water should be used for tough, stubborn stains. Let the solution sit in the bottom of the sink for one hour; then scrub. Rinse well. Also, the use of BAR KEEPERS FRIEND or baking soda (directions included on bottle or can) will help remove stubborn stains. (NOTE: with Black or Espresso, sink must be rinsed thoroughly with hot water).

Luster: Mineral oil applied with a damp cloth can be used to restore luster.

Miscellaneous:

To remove Calcium Deposits (a white ring around the bottom of your sink): use LIME AWAY or CLR cleaner.

Note: Always test any stain removers in a small, non-visible location.

What Not To Use:

- 1) Do not use any abrasive cleaning agents or scrub pads, such as Steel Wool.
- 2) Straight bleach.
- 3) Commercial alkalis, such as ammonia and/or caustic solutions.
- 4) Drain blocking chemicals that involve filling the sink with water.
- 5) Do not use sink for cleaning paint or grout materials.

Note: Always test any stain removers in a small, non-visible location.

Support Documents

Installation instructions available at transolid.com

ATSS3419 34" x 20" Aversa® Super Single Bowl silQ®granite Top Mount Kitchen Sink

Manufactured from Transolid silQ®granite
Recommended for new and existing construction

FEATURES

- 34" x 19¹¹/₁₆" x 9¹/₂" super single bowl is size of double bowl sink.
- Top mount kitchen sink. The rim of the sink sits on the countertop.
- Transolid silQ®granite sinks are made with the union of natural granite and acrylic resin. The result gives our sinks high resistance to high temperatures (up to 650°F), dents scratches, chips, impacts and violent shocks.
- The non-porous surface is resistant to bacteria growth and reduces the need for cleaning with harsh chemicals and is 100% food safe.

WARRANTY

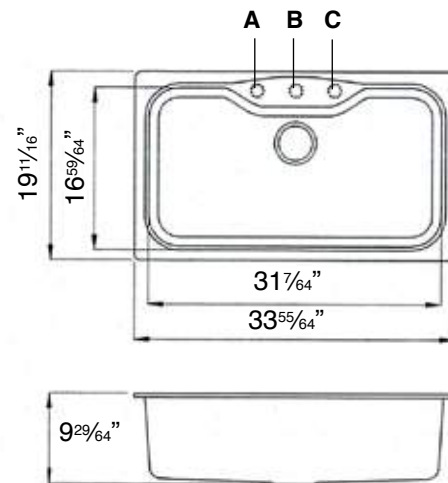
- Lifetime Limited Residential Warranty

COLORS

- 5 silQ®granite colors

OPTIONS

- TSDIK Universal Sink Drain Installation Kit, 2210 Covered Flip-Top Sink Strainer, 2310 Remote Flip-Top Sink Strainer, 4010 Covered Flip-Top Disposer Strainer, 2012 Standard Sink Strainer, 4000 Soap Dispenser. See Accessories specification sheets for details.



IMPORTANT:

Circle Letter(s) above to indicate location(s) for faucet hole drillings (there is a 4" spread between hole locations).

Specifications

Model	ATSS3419
Overall Dimensions	L33 ⁵⁵ / ₆₄ " x W19 ¹¹ / ₁₆ " x D9 ²⁹ / ₆₄ "
Bowl Dimensions	L31 ⁷ / ₆₄ " x W16 ⁵⁹ / ₆₄ " x D9 ²⁹ / ₆₄ "
Faucet Holes	up to 3 - must specify number of holes and hole location(s).
Shipping Weight	40 lbs.
Material	Granite
Installation	countertop mounted
Required	1 basket strainer not supplied

Maintenance & Cleaning Information

SILQ®GRANITE SINK General Care & Cleaning: Daily cleaning may be done with any non-abrasive cleaner (i.e. Bar Keeper's Friend, Soft Scrub, Soft Scrub with Bleach, or dishwasher soap). After every use, rinse and wipe the sink dry with a clean, soft cloth to eliminate any water spots or soap film build-ups.

Removing Stains and Minor Scuff Marks:

Normal Stains - For stains, please use a mild abrasive cleanser, along with a soft scouring pad.

Stubborn Stains - A solution of 50% bleach, 50% water should be used for tough, stubborn stains. Let the solution sit in the bottom of the sink for one hour; then scrub. Rinse well. Also, the use of BAR KEEPERS FRIEND or baking soda (directions included on bottle or can) will help remove stubborn stains. (NOTE: with Black or Espresso, sink must be rinsed thoroughly with hot water).

Luster: Mineral oil applied with a damp cloth can be used to restore luster.

Miscellaneous:

To remove Calcium Deposits (a white ring around the bottom of your sink): use LIME AWAY or CLR cleaner.

Note: Always test any stain removers in a small, non-visible location.

What Not To Use:

- 1) Do not use any abrasive cleaning agents or scrub pads, such as Steel Wool.
- 2) Straight bleach.
- 3) Commercial alkalis, such as ammonia and/or caustic solutions.
- 4) Drain blocking chemicals that involve filling the sink with water.
- 5) Do not use sink for cleaning paint or grout materials.

Note: Always test any stain removers in a small, non-visible location.

Support Documents

Installation instructions available at transolid.com

	COLOR
<input type="checkbox"/>	01 White
<input type="checkbox"/>	09 Black
<input type="checkbox"/>	12 Espresso
<input type="checkbox"/>	16 Cafe Latte
<input type="checkbox"/>	17 Grey

	Faucet Hole Drillings
<input type="checkbox"/>	0 Holes
<input type="checkbox"/>	1 Hole
<input type="checkbox"/>	2 Holes
<input type="checkbox"/>	3 Holes



ATSB2320 23" x 20" Aversa® Single Bowl silQ®granite Top Mount Kitchen Sink

Manufactured from Transolid silQ®granite
Recommended for new and existing construction

FEATURES

- 23" x 19¹¹/₁₆" x 9¹/₂" single bowl sink.
- Top mount kitchen sink. The rim of the sink sits on the countertop.
- Transolid silQ®granite sinks are made with the union of natural granite and acrylic resin. The result gives our sinks high resistance to high temperatures (up to 650°F), dents scratches, chips, impacts and violent shocks.
- The non-porous surface is resistant to bacteria growth and reduces the need for cleaning with harsh chemicals and is 100% food safe.

WARRANTY

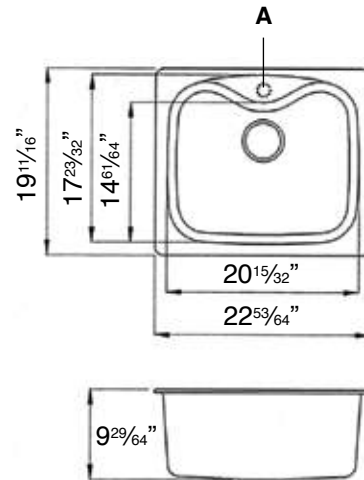
- Lifetime Limited Residential Warranty

COLORS

- 5 silQ®granite colors

OPTIONS

- TSDIK Universal Sink Drain Installation Kit, 2210 Covered Flip-Top Sink Strainer, 2310 Remote Flip-Top Sink Strainer, 4010 Covered Flip-Top Disposer Strainer, 2012 Standard Sink Strainer, 4000 Soap Dispenser. See Accessories specification sheets for details.



IMPORTANT:

Circle Letter(s) above to indicate location(s) for faucet hole drilling.

Specifications

Model	ATSB2320
Overall Dimensions	L22 ⁵³ / ₆₄ " x W19 ¹¹ / ₁₆ " x D9 ²⁹ / ₆₄ "
Bowl Dimensions	L20 ¹⁵ / ₃₂ " x W17 ²³ / ₃₂ " x D9 ²⁹ / ₆₄ "
Faucet Holes	up to 1 - must specify number of holes and hole location.
Shipping Weight	28 lbs.
Material	Granite
Installation	countertop mounted
Required	1 basket strainer not supplied

	COLOR
<input type="checkbox"/>	01 White
<input type="checkbox"/>	09 Black
<input type="checkbox"/>	12 Espresso
<input type="checkbox"/>	16 Cafe Latte
<input type="checkbox"/>	17 Grey

	Faucet Hole Drillings
<input type="checkbox"/>	0 Holes
<input type="checkbox"/>	1 Hole

Maintenance & Cleaning Information

SILQ®GRANITE SINK General Care & Cleaning: Daily cleaning may be done with any non-abrasive cleaner (i.e. Bar Keeper's Friend, Soft Scrub, Soft Scrub with Bleach, or dishwasher soap). After every use, rinse and wipe the sink dry with a clean, soft cloth to eliminate any water spots or soap film build-ups.

Removing Stains and Minor Scuff Marks:

Normal Stains - For stains, please use a mild abrasive cleanser, along with a soft scouring pad.

Stubborn Stains - A solution of 50% bleach, 50% water should be used for tough, stubborn stains. Let the solution sit in the bottom of the sink for one hour; then scrub. Rinse well. Also, the use of BAR KEEPERS FRIEND or baking soda (directions included on bottle or can) will help remove stubborn stains. (NOTE: with Black or Espresso, sink must be rinsed thoroughly with hot water).

Luster: Mineral oil applied with a damp cloth can be used to restore luster.

Miscellaneous:

To remove Calcium Deposits (a white ring around the bottom of your sink): use LIME AWAY or CLR cleaner.

Note: Always test any stain removers in a small, non-visible location.

What Not To Use:

- 1) Do not use any abrasive cleaning agents or scrub pads, such as Steel Wool.
- 2) Straight bleach.
- 3) Commercial alkalis, such as ammonia and/or caustic solutions.
- 4) Drain blocking chemicals that involve filling the sink with water.
- 5) Do not use sink for cleaning paint or grout materials.

Note: Always test any stain removers in a small, non-visible location.

Support Documents

Installation instructions available at transolid.com

QTDE3121 31-1/2" x 21" Quantum® Equal Double Bowl silQ®granite Top Mount Kitchen Sink

Manufactured from Transolid silQ®granite
Recommended for new and existing construction

FEATURES

- 31½" x 21" x 9½" equal double bowls.
- Top mount kitchen sink. The rim of the sink sits on the countertop.
- Transolid silQ®granite sinks are made with the union of natural granite and acrylic resin. The result gives our sinks high resistance to high temperatures (up to 650°F), dents scratches, chips, impacts and violent shocks.
- The non-porous surface is resistant to bacteria growth and reduces the need for cleaning with harsh chemicals and is 100% food safe.

WARRANTY

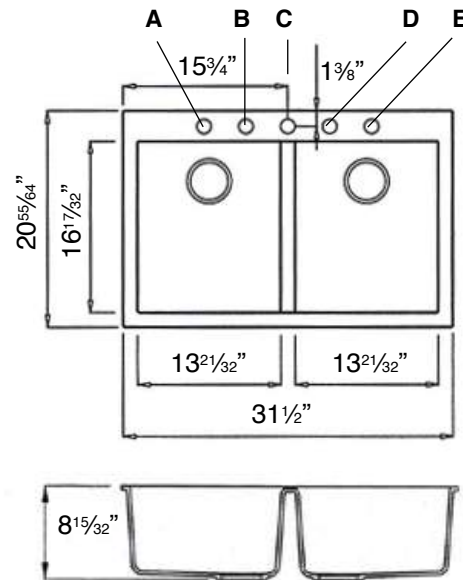
- Lifetime Limited Residential Warranty

COLORS

- 5 silQ®granite colors

OPTIONS

- TSDIK Universal Sink Drain Installation Kit, 2210 Covered Flip-Top Sink Strainer, 2310 Remote Flip-Top Sink Strainer, 4010 Covered Flip-Top Disposer Strainer, 2012 Standard Sink Strainer, 4000 Soap Dispenser. See Accessories specification sheets for details.



IMPORTANT:

Circle Letter(s) above to indicate location(s) for faucet hole drillings (there is a 4" spread between hole locations).

Specifications

Model	QTDE3121
Overall Dimensions	L31½" x W20 55/64" x D8 15/32"
Left Bowl Dimensions	L13 21/32" x W16 17/32" x D8 15/32"
Right Bowl Dimensions	L13 21/32" x W16 17/32" x D8 15/32"
Faucet Holes	up to 5 - must specify number of holes and hole location(s).
Shipping Weight	48 lbs.
Material	Granite
Installation	countertop mounted
Required	2 basket strainers not supplied

COLOR
<input type="checkbox"/> 01 White
<input type="checkbox"/> 09 Black
<input type="checkbox"/> 12 Espresso
<input type="checkbox"/> 16 Cafe Latte
<input type="checkbox"/> 17 Grey

Faucet Hole Drillings
<input type="checkbox"/> 0 Holes
<input type="checkbox"/> 1 Hole
<input type="checkbox"/> 2 Holes
<input type="checkbox"/> 3 Holes
<input type="checkbox"/> 4 Holes
<input type="checkbox"/> 5 Holes

Maintenance & Cleaning Information

SILQ®GRANITE SINK General Care & Cleaning: Daily cleaning may be done with any non-abrasive cleaner (i.e. Bar Keeper's Friend, Soft Scrub, Soft Scrub with Bleach, or dishwasher soap). After every use, rinse and wipe the sink dry with a clean, soft cloth to eliminate any water spots or soap film build-ups.

Removing Stains and Minor Scuff Marks:

Normal Stains - For stains, please use a mild abrasive cleanser, along with a soft scouring pad.

Stubborn Stains - A solution of 50% bleach, 50% water should be used for tough, stubborn stains. Let the solution sit in the bottom of the sink for one hour; then scrub. Rinse well. Also, the use of BAR KEEPERS FRIEND or baking soda (directions included on bottle or can) will help remove stubborn stains. (NOTE: with Black or Espresso, sink must be rinsed thoroughly with hot water).

Luster: Mineral oil applied with a damp cloth can be used to restore luster.

Miscellaneous:

To remove Calcium Deposits (a white ring around the bottom of your sink): use LIME AWAY or CLR cleaner.

Note: Always test any stain removers in a small, non-visible location.

What Not To Use:

- 1) Do not use any abrasive cleaning agents or scrub pads, such as Steel Wool.
 - 2) Straight bleach.
 - 3) Commercial alkalis, such as ammonia and/or caustic solutions.
 - 4) Drain blocking chemicals that involve filling the sink with water.
 - 5) Do not use sink for cleaning paint or grout materials.
- Note: Always test any stain removers in a small, non-visible location.

Support Documents

Installation instructions available at transolid.com

QTSB2220 22-1/2" x 20" Quantum® Single Bowl silQ® granite Top Mount Kitchen Sink

Manufactured from Transolid silQ® granite
Recommended for new and existing construction

FEATURES

- 22⁷/₁₆" x 20⁵/₆₄" x 8¹/₂" single bowl sink
- Top mount kitchen sink. The rim of the sink sits on the countertop.
- Transolid silQ® granite sinks are made with the union of natural granite and acrylic resin. The result gives our sinks high resistance to high temperatures (up to 650°F), dents scratches, chips, impacts and violent shocks.
- The non-porous surface is resistant to bacteria growth and reduces the need for cleaning with harsh chemicals and is 100% food safe.

WARRANTY

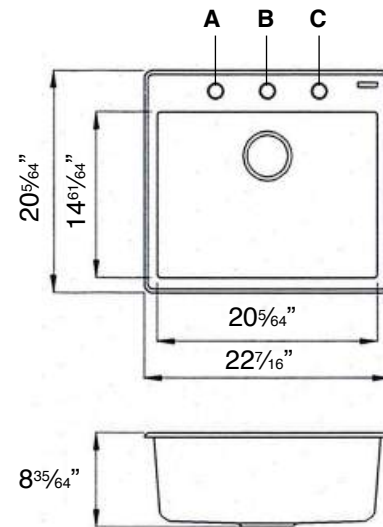
- Lifetime Limited Residential Warranty

COLORS

- 5 silQ® granite colors

OPTIONS

- TSDIK Universal Sink Drain Installation Kit, 2210 Covered Flip-Top Sink Strainer, 2310 Remote Flip-Top Sink Strainer, 4010 Covered Flip-Top Disposer Strainer, 2012 Standard Sink Strainer, 4000 Soap Dispenser. See Accessories specification sheets for details.



IMPORTANT:

Circle Letter(s) above to indicate location(s) for faucet hole drillings (there is a 4" spread between hole locations).

Specifications

Model	QTSB2220
Overall Dimensions	L22 ⁷ / ₁₆ " x W20 ⁵ / ₆₄ " x D8 ³⁵ / ₆₄ "
Bowl Dimensions	L20 ⁵ / ₆₄ " x W14 ⁶¹ / ₆₄ " x D8 ³⁵ / ₆₄ "
Faucet Holes	up to 3 - must specify number of holes and hole location.
Shipping Weight	26 lbs.
Material	Granite
Installation	countertop mounted
Required	1 basket strainer not supplied

Maintenance & Cleaning Information

SILQ® GRANITE SINK General Care & Cleaning: Daily cleaning may be done with any non-abrasive cleaner (i.e. Bar Keeper's Friend, Soft Scrub, Soft Scrub with Bleach, or dishwasher soap). After every use, rinse and wipe the sink dry with a clean, soft cloth to eliminate any water spots or soap film build-ups.

Removing Stains and Minor Scuff Marks:

Normal Stains - For stains, please use a mild abrasive cleanser, along with a soft scouring pad.

Stubborn Stains - A solution of 50% bleach, 50% water should be used for tough, stubborn stains. Let the solution sit in the bottom of the sink for one hour; then scrub. Rinse well. Also, the use of BAR KEEPERS FRIEND or baking soda (directions included on bottle or can) will help remove stubborn stains. (NOTE: with Black or Espresso, sink must be rinsed thoroughly with hot water).

Luster: Mineral oil applied with a damp cloth can be used to restore luster.

Miscellaneous:

To remove Calcium Deposits (a white ring around the bottom of your sink): use LIME AWAY or CLR cleaner.

Note: Always test any stain removers in a small, non-visible location.

What Not To Use:

- 1) Do not use any abrasive cleaning agents or scrub pads, such as Steel Wool.
- 2) Straight bleach.
- 3) Commercial alkalis, such as ammonia and/or caustic solutions.
- 4) Drain blocking chemicals that involve filling the sink with water.
- 5) Do not use sink for cleaning paint or grout materials.

Note: Always test any stain removers in a small, non-visible location.

Support Documents

Installation instructions available at transolid.com

	COLOR
<input type="checkbox"/>	01 White
<input type="checkbox"/>	09 Black
<input type="checkbox"/>	12 Espresso
<input type="checkbox"/>	16 Cafe Latte
<input type="checkbox"/>	17 Grey

	Faucet Hole Drillings
<input type="checkbox"/>	0 Holes
<input type="checkbox"/>	1 Hole
<input type="checkbox"/>	2 Holes
<input type="checkbox"/>	3 Holes

RUDO3120 31-3/4" x 20-3/4" Radius® Offset Double Bowl silQ®granite Undermount Kitchen Sink

Manufactured from Transolid silQ®granite
Recommended for new and existing construction

FEATURES

- 31³/₄" x 20³/₄" x 9¹/₂" offset double bowls
- Under counter mount kitchen sink. The rim of the sink is under neath the countertop.
- Transolid silQ®granite sinks are made with the union of natural granite and acrylic resin. The result gives our sinks high resistance to high temperatures (up to 650°F), dents scratches, chips, impacts and violent shocks.
- The non-porous surface is resistant to bacteria growth and reduces the need for cleaning with harsh chemicals and is 100% food safe.

WARRANTY

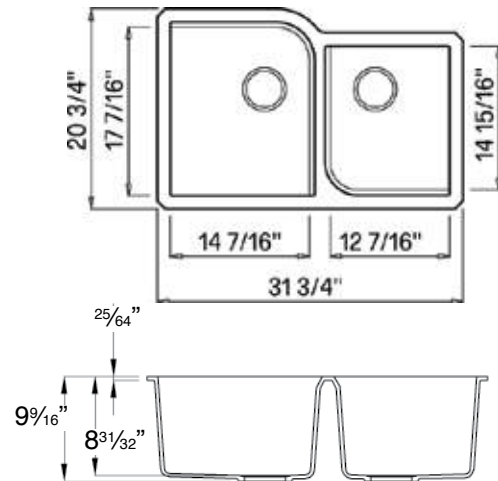
- Lifetime Limited Residential Warranty

COLORS

- 5 silQ®granite colors

OPTIONS

- TSGRDO Bottom Sink Grid Set, TCBO1518 Bamboo Cutting Board, TSDIK Universal Sink Drain Installation Kit, 2210 Covered Flip-Top Sink Strainer, 2310 Remote Flip-Top Sink Strainer, 4010 Covered Flip-Top Disposer Strainer, 2012 Standard Sink Strainer, 4000 Soap Dispenser. See Accessories specification sheets for details.



Specifications

Model	RUDO3120
Overall Dimensions	L31 ³ / ₄ " x W20 ³ / ₄ " x D9 ¹ / ₂ "
Left Bowl Dimensions	L14 ⁷ / ₁₆ " x W17 ⁷ / ₁₆ " x D8 ³¹ / ₃₂ "
Right Bowl Dimensions	L12 ⁷ / ₁₆ " x W14 ¹⁵ / ₁₆ " x D8 ³¹ / ₃₂ "
Faucet Holes	0
Shipping Weight	48 lbs.
Material	Granite
Installation	under counter mounted
Required	2 basket strainers not supplied

	COLOR
<input type="checkbox"/>	01 White
<input type="checkbox"/>	09 Black
<input type="checkbox"/>	12 Espresso
<input type="checkbox"/>	16 Cafe Latte
<input type="checkbox"/>	17 Grey

Maintenance & Cleaning Information

SILQ®GRANITE SINK General Care & Cleaning: Daily cleaning may be done with any non-abrasive cleaner (i.e. Bar Keeper's Friend, Soft Scrub, Soft Scrub with Bleach, or dishwasher soap). After every use, rinse and wipe the sink dry with a clean, soft cloth to eliminate any water spots or soap film build-ups.

Removing Stains and Minor Scuff Marks:

Normal Stains - For stains, please use a mild abrasive cleanser, along with a soft scouring pad.

Stubborn Stains - A solution of 50% bleach, 50% water should be used for tough, stubborn stains. Let the solution sit in the bottom of the sink for one hour; then scrub. Rinse well. Also, the use of BAR KEEPERS FRIEND or baking soda (directions included on bottle or can) will help remove stubborn stains. (NOTE: with Black or Espresso, sink must be rinsed thoroughly with hot water).

Luster: Mineral oil applied with a damp cloth can be used to restore luster.

Miscellaneous:

To remove Calcium Deposits (a white ring around the bottom of your sink): use LIME AWAY or CLR cleaner.

Note: Always test any stain removers in a small, non-visible location.

What Not To Use:

- 1) Do not use any abrasive cleaning agents or scrub pads, such as Steel Wool.
- 2) Straight bleach.
- 3) Commercial alkalis, such as ammonia and/or caustic solutions.
- 4) Drain blocking chemicals that involve filling the sink with water.
- 5) Do not use sink for cleaning paint or grout materials.

Note: Always test any stain removers in a small, non-visible location.

Support Documents

Installation instructions available at transolid.com

RUDJ3118 31-3/4" x 19-1/4" Radius® J-Shape Double Bowl silQ®granite Undermount Kitchen Sink

Manufactured from Transolid silQ®granite
Recommended for new and existing construction

FEATURES

- 31³/₄" x 19¹/₄" x 9¹/₂" double bowls. J-shape small bowl. Sink as low 4¹/₂" high divider.
- Under counter mount kitchen sink. The rim of the sink is underneath the countertop.
- Transolid silQ®granite sinks are made with the union of natural granite and acrylic resin. The result gives our sinks high resistance to high temperatures (up to 650°F), dents scratches, chips, impacts and violent shocks.
- The non-porous surface is resistant to bacteria growth and reduces the need for cleaning with harsh chemicals and is 100% food safe.

WARRANTY

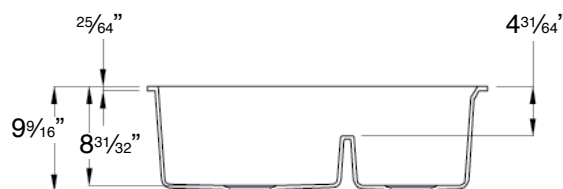
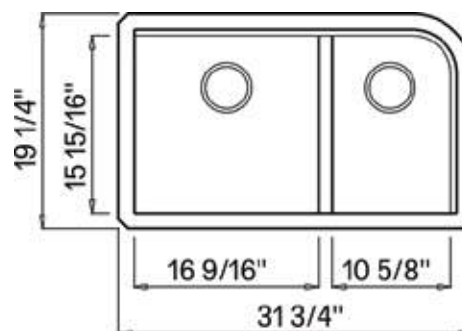
- Lifetime Limited Residential Warranty

COLORS

- 5 silQ®granite colors

OPTIONS

- TSGRDJ Bottom Sink Grid Set, TCBJ1716 Bamboo Cutting Board, TSDIK Universal Sink Drain Installation Kit, 2210 Covered Flip-Top Sink Strainer, 2310 Remote Flip-Top Sink Strainer, 4010 Covered Flip-Top Disposer Strainer, 2012 Standard Sink Strainer, 4000 Soap Dispenser. See Accessories specification sheets for details.



Specifications

Model	RUDJ3118
Overall Dimensions	L31 ³ / ₄ " x W19 ¹ / ₄ " x D9 ¹ / ₂ "
Left Bowl Dimensions	L16 ⁹ / ₁₆ " x W15 ¹⁵ / ₁₆ " x D8 ³¹ / ₃₂ "
Right Bowl Dimensions	L10 ⁵ / ₈ " x W15 ¹⁵ / ₁₆ " x D8 ³¹ / ₃₂ "
Faucet Holes	0
Shipping Weight	48 lbs.
Material	Granite
Installation	under counter mounted
Required	2 basket strainers not supplied

	COLOR
<input type="checkbox"/>	01 White
<input type="checkbox"/>	09 Black
<input type="checkbox"/>	12 Espresso
<input type="checkbox"/>	16 Cafe Latte
<input type="checkbox"/>	17 Grey

Maintenance & Cleaning Information

SILQ®GRANITE SINK General Care & Cleaning: Daily cleaning may be done with any non-abrasive cleaner (i.e. Bar Keeper's Friend, Soft Scrub, Soft Scrub with Bleach, or dishwasher soap). After every use, rinse and wipe the sink dry with a clean, soft cloth to eliminate any water spots or soap film build-ups.

Removing Stains and Minor Scuff Marks:

Normal Stains - For stains, please use a mild abrasive cleanser, along with a soft scouring pad.

Stubborn Stains - A solution of 50% bleach, 50% water should be used for tough, stubborn stains. Let the solution sit in the bottom of the sink for one hour; then scrub. Rinse well. Also, the use of BAR KEEPERS FRIEND or baking soda (directions included on bottle or can) will help remove stubborn stains. (NOTE: with Black or Espresso, sink must be rinsed thoroughly with hot water).

Luster: Mineral oil applied with a damp cloth can be used to restore luster.

Miscellaneous:

To remove Calcium Deposits (a white ring around the bottom of your sink): use LIME AWAY or CLR cleaner.

Note: Always test any stain removers in a small, non-visible location.

What Not To Use:

- 1) Do not use any abrasive cleaning agents or scrub pads, such as Steel Wool.
- 2) Straight bleach.
- 3) Commercial alkalis, such as ammonia and/or caustic solutions.
- 4) Drain blocking chemicals that involve filling the sink with water.
- 5) Do not use sink for cleaning paint or grout materials.

Note: Always test any stain removers in a small, non-visible location.

Support Documents

Installation instructions available at transolid.com

RUDE3118 31-3/4" x 19-1/8" Radius® Equal Double Bowl silQ®granite Undermount Kitchen Sink

Manufactured from Transolid silQ®granite
Recommended for new and existing construction

FEATURES

- 31³/₄" x 19¹/₈" x 9¹/₂" equal double bowls
- Under counter mount kitchen sink. The rim of the sink is under neath the countertop.
- Transolid silQ®granite sinks are made with the union of natural granite and acrylic resin. The result gives our sinks high resistance to high temperatures (up to 650°F), dents scratches, chips, impacts and violent shocks.
- The non-porous surface is resistant to bacteria growth and reduces the need for cleaning with harsh chemicals and is 100% food safe.

WARRANTY

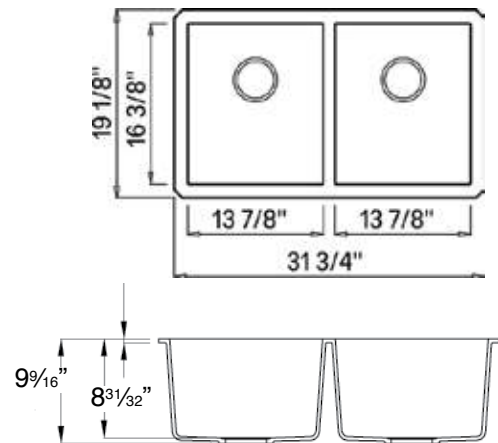
- Lifetime Limited Residential Warranty

COLORS

- 5 silQ®granite colors

OPTIONS

- TSGRDE Bottom Sink Grid Set, TCBO1417-L Bamboo Cutting Board, TSDIK Universal Sink Drain Installation Kit, 2210 Covered Flip-Top Sink Strainer, 2310 Remote Flip-Top Sink Strainer, 4010 Covered Flip-Top Disposer Strainer, 2012 Standard Sink Strainer, 4000 Soap Dispenser. See Accessories specification sheets for details.



Specifications

Model	RUDE3118
Overall Dimensions	L31 ³ / ₄ " x W19 ¹ / ₈ " x D9 ¹ / ₂ "
Left Bowl Dimensions	L13 ⁷ / ₈ " x W16 ³ / ₈ " x D8 ³¹ / ₃₂ "
Right Bowl Dimensions	L13 ⁷ / ₈ " x W16 ³ / ₈ " x D8 ³¹ / ₃₂ "
Faucet Holes	0
Shipping Weight	48 lbs.
Material	Granite
Installation	under counter mounted
Required	2 basket strainers not supplied

	COLOR
<input type="checkbox"/>	01 White
<input type="checkbox"/>	09 Black
<input type="checkbox"/>	12 Espresso
<input type="checkbox"/>	16 Cafe Latte
<input type="checkbox"/>	17 Grey

Maintenance & Cleaning Information

SILQ®GRANITE SINK General Care & Cleaning: Daily cleaning may be done with any non-abrasive cleaner (i.e. Bar Keeper's Friend, Soft Scrub, Soft Scrub with Bleach, or dishwasher soap). After every use, rinse and wipe the sink dry with a clean, soft cloth to eliminate any water spots or soap film build-ups.

Removing Stains and Minor Scuff Marks:

Normal Stains - For stains, please use a mild abrasive cleanser, along with a soft scouring pad.

Stubborn Stains - A solution of 50% bleach, 50% water should be used for tough, stubborn stains. Let the solution sit in the bottom of the sink for one hour; then scrub. Rinse well. Also, the use of BAR KEEPERS FRIEND or baking soda (directions included on bottle or can) will help remove stubborn stains. (NOTE: with Black or Espresso, sink must be rinsed thoroughly with hot water).

Luster: Mineral oil applied with a damp cloth can be used to restore luster.

Miscellaneous:

To remove Calcium Deposits (a white ring around the bottom of your sink): use LIME AWAY or CLR cleaner.

Note: Always test any stain removers in a small, non-visible location.

What Not To Use:

- 1) Do not use any abrasive cleaning agents or scrub pads, such as Steel Wool.
- 2) Straight bleach.
- 3) Commercial alkalis, such as ammonia and/or caustic solutions.
- 4) Drain blocking chemicals that involve filling the sink with water.
- 5) Do not use sink for cleaning paint or grout materials.

Note: Always test any stain removers in a small, non-visible location.

Support Documents

Installation instructions available at transolid.com



RUSS3118 31-3/4" x 19-1/8" Radius® Super Single Bowl silQ®granite Undermount Kitchen Sink

Manufactured from Transolid silQ®granite
Recommended for new and existing construction

FEATURES

- 31³/₄" x 19¹/₈" x 9¹/₂" super single bowl is size of double bowl sink.
- Under counter mount kitchen sink. The rim of the sink is under neath the countertop.
- Transolid silQ®granite sinks are made with the union of natural granite and acrylic resin. The result gives our sinks high resistance to high temperatures (up to 650°F), dents scratches, chips, impacts and violent shocks.
- The non-porous surface is resistant to bacteria growth and reduces the need for cleaning with harsh chemicals and is 100% food safe.

WARRANTY

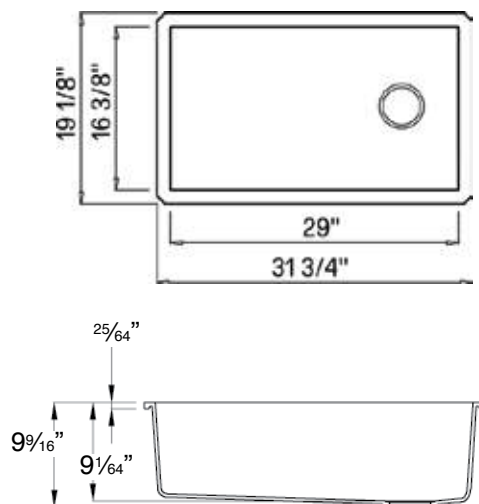
- Lifetime Limited Residential Warranty

COLORS

- 5 silQ®granite colors

OPTIONS

- TSGRSS Bottom Sink Grid, TCB1417-L Bamboo Cutting Board, TSDIK Universal Sink Drain Installation Kit, 2210 Covered Flip-Top Sink Strainer, 2310 Remote Flip-Top Sink Strainer, 4010 Covered Flip-Top Disposer Strainer, 2012 Standard Sink Strainer, 4000 Soap Dispenser. See Accessories specification sheets for details.



Specifications

Model	RUSS3118
Overall Dimensions	L31 ³ / ₄ " x W19 ¹ / ₈ " x D9 ¹ / ₂ "
Bowl Dimensions	L29" x W16 ³ / ₈ " x D9 ¹ / ₆₄ "
Faucet Holes	0
Shipping Weight	48 lbs.
Material	Granite
Installation	under counter mounted
Required	1 basket strainer not supplied

	COLOR
<input type="checkbox"/>	01 White
<input type="checkbox"/>	09 Black
<input type="checkbox"/>	12 Espresso
<input type="checkbox"/>	16 Cafe Latte
<input type="checkbox"/>	17 Grey

Maintenance & Cleaning Information

SILQ®GRANITE SINK General Care & Cleaning: Daily cleaning may be done with any non-abrasive cleaner (i.e. Bar Keeper's Friend, Soft Scrub, Soft Scrub with Bleach, or dishwasher soap). After every use, rinse and wipe the sink dry with a clean, soft cloth to eliminate any water spots or soap film build-ups.

Removing Stains and Minor Scuff Marks:

Normal Stains - For stains, please use a mild abrasive cleanser, along with a soft scouring pad.

Stubborn Stains - A solution of 50% bleach, 50% water should be used for tough, stubborn stains. Let the solution sit in the bottom of the sink for one hour; then scrub. Rinse well. Also, the use of BAR KEEPERS FRIEND or baking soda (directions included on bottle or can) will help remove stubborn stains. (NOTE: with Black or Espresso, sink must be rinsed thoroughly with hot water).

Luster: Mineral oil applied with a damp cloth can be used to restore luster.

Miscellaneous:

To remove Calcium Deposits (a white ring around the bottom of your sink): use LIME AWAY or CLR cleaner.

Note: Always test any stain removers in a small, non-visible location.

What Not To Use:

- 1) Do not use any abrasive cleaning agents or scrub pads, such as Steel Wool.
- 2) Straight bleach.
- 3) Commercial alkalis, such as ammonia and/or caustic solutions.
- 4) Drain blocking chemicals that involve filling the sink with water.
- 5) Do not use sink for cleaning paint or grout materials.

Note: Always test any stain removers in a small, non-visible location.

Support Documents

Installation instructions available at transolid.com

AUDD3120 31-3/8" x 20-1/2" Aversa® D-Shape Double Bowl silQ®granite Undermount Kitchen Sink

Manufactured from Transolid silQ®granite
Recommended for new and existing construction

FEATURES

- 31³/₈" x 20¹/₂" x 9¹/₂" double bowls. D-shape large bowl.
- Under counter mount kitchen sink. The rim of the sink is under neath the countertop.
- Transolid silQ®granite sinks are made with the union of natural granite and acrylic resin. The result gives our sinks high resistance to high temperatures (up to 650°F), dents scratches, chips, impacts and violent shocks.
- The non-porous surface is resistant to bacteria growth and reduces the need for cleaning with harsh chemicals and is 100% food safe.

WARRANTY

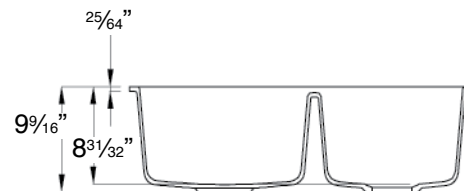
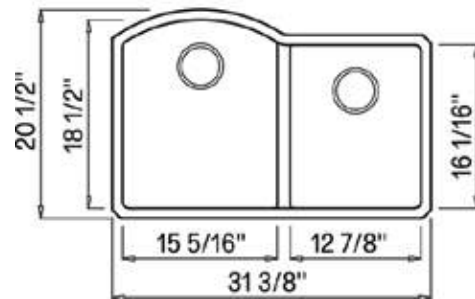
- Lifetime Limited Residential Warranty

COLORS

- 5 silQ®granite colors

OPTIONS

- TSGADD Bottom Sink Grid Set, TCBD1619 Bamboo Cutting Board, TSDIK Universal Sink Drain Installation Kit, 2210 Covered Flip-Top Sink Strainer, 2310 Remote Flip-Top Sink Strainer, 4010 Covered Flip-Top Disposer Strainer, 2012 Standard Sink Strainer, 4000 Soap Dispenser. See Accessories specification sheets for details.



Specifications

Model	AUDD3120
Overall Dimensions	L31 ³ / ₈ " x W20 ¹ / ₂ " x D9 ¹ / ₂ "
Left Bowl Dimensions	L15 ⁵ / ₁₆ " x W18 ¹ / ₂ " x D8 ¹ / ₁₆ "
Right Bowl Dimensions	L12 ⁷ / ₈ " x W16 ¹ / ₁₆ " x D8 ¹ / ₁₆ "
Faucet Holes	0
Shipping Weight	53 lbs.
Material	Granite
Installation	under counter mounted
Required	2 basket strainers not supplied

	COLOR
<input type="checkbox"/>	01 White
<input type="checkbox"/>	09 Black
<input type="checkbox"/>	12 Espresso
<input type="checkbox"/>	16 Cafe Latte
<input type="checkbox"/>	17 Grey

Maintenance & Cleaning Information

SILQ®GRANITE SINK General Care & Cleaning: Daily cleaning may be done with any non-abrasive cleaner (i.e. Bar Keeper's Friend, Soft Scrub, Soft Scrub with Bleach, or dishwasher soap). After every use, rinse and wipe the sink dry with a clean, soft cloth to eliminate any water spots or soap film build-ups.

Removing Stains and Minor Scuff Marks:

Normal Stains - For stains, please use a mild abrasive cleanser, along with a soft scouring pad.

Stubborn Stains - A solution of 50% bleach, 50% water should be used for tough, stubborn stains. Let the solution sit in the bottom of the sink for one hour; then scrub. Rinse well. Also, the use of BAR KEEPERS FRIEND or baking soda (directions included on bottle or can) will help remove stubborn stains. (NOTE: with Black or Espresso, sink must be rinsed thoroughly with hot water).

Luster: Mineral oil applied with a damp cloth can be used to restore luster.

Miscellaneous:

To remove Calcium Deposits (a white ring around the bottom of your sink): use LIME AWAY or CLR cleaner.

Note: Always test any stain removers in a small, non-visible location.

What Not To Use:

- 1) Do not use any abrasive cleaning agents or scrub pads, such as Steel Wool.
- 2) Straight bleach.
- 3) Commercial alkalis, such as ammonia and/or caustic solutions.
- 4) Drain blocking chemicals that involve filling the sink with water.
- 5) Do not use sink for cleaning paint or grout materials.

Note: Always test any stain removers in a small, non-visible location.

Support Documents

Installation instructions available at transolid.com

AUDE3219 32" x 19-1/8" Aversa® Equal Double Bowl silQ®granite Undermount Kitchen Sink

Manufactured from Transolid silQ®granite
Recommended for new and existing construction

FEATURES

- 31¹⁵/₁₆" x 19¹/₈" x 9¹/₂" equal double bowls.
- Under counter mount kitchen sink. The rim of the sink is underneath the countertop.
- Transolid silQ®granite sinks are made with the union of natural granite and acrylic resin. The result gives our sinks high resistance to high temperatures (up to 650°F), dents scratches, chips, impacts and violent shocks.
- The non-porous surface is resistant to bacteria growth and reduces the need for cleaning with harsh chemicals and is 100% food safe.

WARRANTY

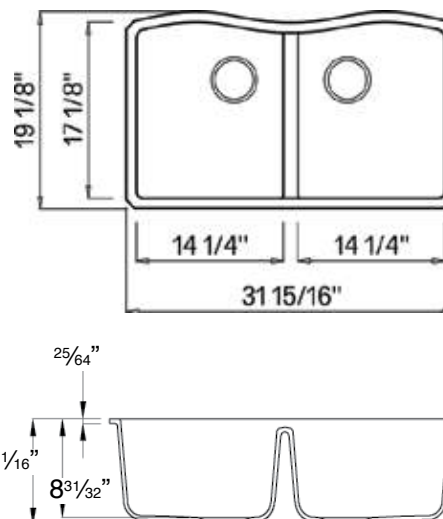
- Lifetime Limited Residential Warranty

COLORS

- 5 silQ®granite colors

OPTIONS

- TSGADE Bottom Sink Grid Set, TCBC1518-L Bamboo Cutting Board, TSDIK Universal Sink Drain Installation Kit, 2210 Covered Flip-Top Sink Strainer, 2310 Remote Flip-Top Sink Strainer, 4010 Covered Flip-Top Disposer Strainer, 2012 Standard Sink Strainer, 4000 Soap Dispenser. See Accessories specification sheets for details.



Specifications

Model	AUDE3219
Overall Dimensions	L31 ¹⁵ / ₁₆ " x W19 ¹ / ₈ " x D9 ¹ / ₂ "
Left Bowl Dimensions	L14 ¹ / ₄ " x W17 ¹ / ₈ " x D8 ³¹ / ₃₂ "
Right Bowl Dimensions	L14 ¹ / ₄ " x W17 ¹ / ₈ " x D8 ³¹ / ₃₂ "
Faucet Holes	0
Shipping Weight	50 lbs.
Material	Granite
Installation	under counter mounted
Required	2 basket strainers not supplied

	COLOR
<input type="checkbox"/>	01 White
<input type="checkbox"/>	09 Black
<input type="checkbox"/>	12 Espresso
<input type="checkbox"/>	16 Cafe Latte
<input type="checkbox"/>	17 Grey

Maintenance & Cleaning Information

SILQ®GRANITE SINK General Care & Cleaning: Daily cleaning may be done with any non-abrasive cleaner (i.e. Bar Keeper's Friend, Soft Scrub, Soft Scrub with Bleach, or dishwasher soap). After every use, rinse and wipe the sink dry with a clean, soft cloth to eliminate any water spots or soap film build-ups.

Removing Stains and Minor Scuff Marks:

Normal Stains - For stains, please use a mild abrasive cleanser, along with a soft scouring pad.

Stubborn Stains - A solution of 50% bleach, 50% water should be used for tough, stubborn stains. Let the solution sit in the bottom of the sink for one hour; then scrub. Rinse well. Also, the use of BAR KEEPERS FRIEND or baking soda (directions included on bottle or can) will help remove stubborn stains. (NOTE: with Black or Espresso, sink must be rinsed thoroughly with hot water).

Luster: Mineral oil applied with a damp cloth can be used to restore luster.

Miscellaneous:

To remove Calcium Deposits (a white ring around the bottom of your sink): use LIME AWAY or CLR cleaner.

Note: Always test any stain removers in a small, non-visible location.

What Not To Use:

- 1) Do not use any abrasive cleaning agents or scrub pads, such as Steel Wool.
- 2) Straight bleach.
- 3) Commercial alkalis, such as ammonia and/or caustic solutions.
- 4) Drain blocking chemicals that involve filling the sink with water.
- 5) Do not use sink for cleaning paint or grout materials.

Note: Always test any stain removers in a small, non-visible location.

Support Documents

Installation instructions available at transolid.com

AURS0017 17" Aversa® Round Single Bowl silQ®granite Universal Mount Kitchen Sink

Manufactured from Transolid silQ®granite
Recommended for new and existing construction

FEATURES

- 17³/₄" x 8¹/₂" round single bowl..
- Universal mount kitchen sink. The rim of the sink can be installed underneath or on the countertop.
- Transolid silQ®granite sinks are made with the union of natural granite and acrylic resin. The result gives our sinks high resistance to high temperatures (up to 650°F), dents scratches, chips, impacts and violent shocks.
- The non-porous surface is resistant to bacteria growth and reduces the need for cleaning with harsh chemicals and is 100% food safe.

WARRANTY

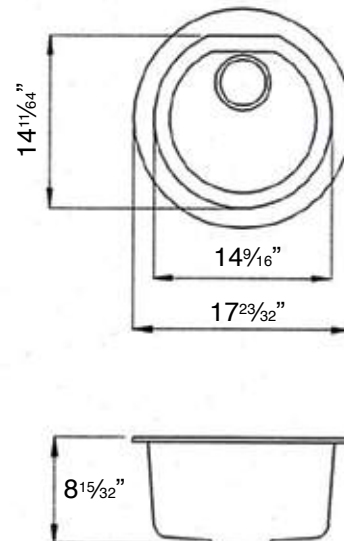
- Lifetime Limited Residential Warranty

COLORS

- 5 silQ®granite colors

OPTIONS

- TSDIK Universal Sink Drain Installation Kit, 2210 Covered Flip-Top Sink Strainer, 2310 Remote Flip-Top Sink Strainer, 4010 Covered Flip-Top Disposer Strainer, 2012 Standard Sink Strainer, 4000 Soap Dispenser.
See Accessories specification sheets for details.



Specifications

Model	AURS0017
Overall Dimensions	D17 ³ / ₄ " x D8 ¹ / ₂ "
Bowl Dimensions	D14 ¹¹ / ₆₄ " x D8 ¹⁵ / ₃₂ "
Faucet Holes	0
Shipping Weight	19 lbs.
Material	Granite
Installation	universal mounted
Required	1 basket strainer not supplied

Maintenance & Cleaning Information

SILQ®GRANITE SINK General Care & Cleaning: Daily cleaning may be done with any non-abrasive cleaner (i.e. Bar Keeper's Friend, Soft Scrub, Soft Scrub with Bleach, or dishwasher soap). After every use, rinse and wipe the sink dry with a clean, soft cloth to eliminate any water spots or soap film build-ups.

Removing Stains and Minor Scuff Marks:

Normal Stains - For stains, please use a mild abrasive cleanser, along with a soft scouring pad.

Stubborn Stains - A solution of 50% bleach, 50% water should be used for tough, stubborn stains. Let the solution sit in the bottom of the sink for one hour; then scrub. Rinse well. Also, the use of BAR KEEPERS FRIEND or baking soda (directions included on bottle or can) will help remove stubborn stains. (NOTE: with Black or Espresso, sink must be rinsed thoroughly with hot water).

Luster: Mineral oil applied with a damp cloth can be used to restore luster.

Miscellaneous:

To remove Calcium Deposits (a white ring around the bottom of your sink): use LIME AWAY or CLR cleaner.

Note: Always test any stain removers in a small, non-visible location.

What Not To Use:

- 1) Do not use any abrasive cleaning agents or scrub pads, such as Steel Wool.
- 2) Straight bleach.
- 3) Commercial alkalis, such as ammonia and/or caustic solutions.
- 4) Drain blocking chemicals that involve filling the sink with water.
- 5) Do not use sink for cleaning paint or grout materials.

Note: Always test any stain removers in a small, non-visible location.

Support Documents

Installation instructions available at transolid.com

	COLOR
<input type="checkbox"/>	01 White
<input type="checkbox"/>	09 Black
<input type="checkbox"/>	12 Espresso
<input type="checkbox"/>	16 Cafe Latte
<input type="checkbox"/>	17 Grey



QUDO3318 33" x 18" Quantum® Offset Double Bowl silQ®granite Undermount Kitchen Sink

Manufactured from Transolid silQ®granite
Recommended for new and existing construction

FEATURES

- 32⁵³/₆₄" x 18²¹/₃₂" x 9" double bowls.
- Under counter mount kitchen sink. The rim of the sink is under neath the countertop.
- Transolid silQ®granite sinks are made with the union of natural granite and acrylic resin. The result gives our sinks high resistance to high temperatures (up to 650°F), dents scratches, chips, impacts and violent shocks.
- The non-porous surface is resistant to bacteria growth and reduces the need for cleaning with harsh chemicals and is 100% food safe.

WARRANTY

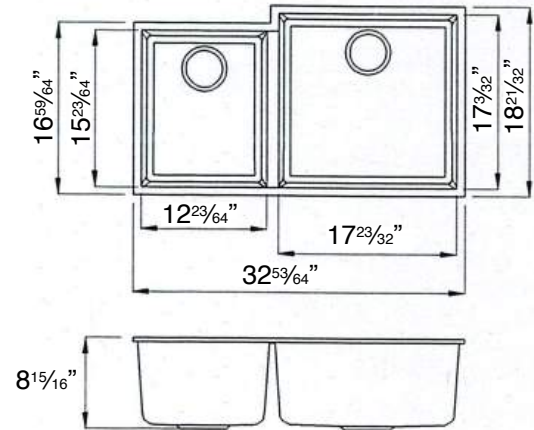
- Lifetime Limited Residential Warranty

COLORS

- 5 silQ®granite colors

OPTIONS

- TSDIK Universal Sink Drain Installation Kit, 2210 Covered Flip-Top Sink Strainer, 2310 Remote Flip-Top Sink Strainer, 4010 Covered Flip-Top Disposer Strainer, 2012 Standard Sink Strainer, 4000 Soap Dispenser.
See Accessories specification sheets for details.



Specifications

Model	QUDO3318
Overall Dimensions	L32 ⁵³ / ₆₄ " x W18 ²¹ / ₃₂ " x D9"
Left Bowl Dimensions	L12 ²³ / ₆₄ " x W15 ²³ / ₆₄ " x D8 ¹⁵ / ₁₆ "
Right Bowl Dimensions	L18 ²³ / ₆₄ " x W17 ²³ / ₃₂ " x D8 ¹⁵ / ₁₆ "
Faucet Holes	0
Shipping Weight	49 lbs.
Material	Granite
Installation	under counter mounted
Required	2 basket strainers not supplied

	COLOR
<input type="checkbox"/>	01 White
<input type="checkbox"/>	09 Black
<input type="checkbox"/>	12 Espresso
<input type="checkbox"/>	16 Cafe Latte
<input type="checkbox"/>	17 Grey

Maintenance & Cleaning Information

SILQ®GRANITE SINK General Care & Cleaning: Daily cleaning may be done with any non-abrasive cleaner (i.e. Bar Keeper's Friend, Soft Scrub, Soft Scrub with Bleach, or dishwasher soap). After every use, rinse and wipe the sink dry with a clean, soft cloth to eliminate any water spots or soap film build-ups.

Removing Stains and Minor Scuff Marks:

Normal Stains - For stains, please use a mild abrasive cleanser, along with a soft scouring pad.

Stubborn Stains - A solution of 50% bleach, 50% water should be used for tough, stubborn stains. Let the solution sit in the bottom of the sink for one hour; then scrub. Rinse well. Also, the use of BAR KEEPERS FRIEND or baking soda (directions included on bottle or can) will help remove stubborn stains. (NOTE: with Black or Espresso, sink must be rinsed thoroughly with hot water).

Luster: Mineral oil applied with a damp cloth can be used to restore luster.

Miscellaneous:

To remove Calcium Deposits (a white ring around the bottom of your sink): use LIME AWAY or CLR cleaner.

Note: Always test any stain removers in a small, non-visible location.

What Not To Use:

- 1) Do not use any abrasive cleaning agents or scrub pads, such as Steel Wool.
- 2) Straight bleach.
- 3) Commercial alkalis, such as ammonia and/or caustic solutions.
- 4) Drain blocking chemicals that involve filling the sink with water.
- 5) Do not use sink for cleaning paint or grout materials.

Note: Always test any stain removers in a small, non-visible location.

Support Documents

Installation instructions available at transolid.com

QUDE3018 30" x 18-1/8" Quantum® Equal Double Bowl silQ®granite Undermount Kitchen Sink

Manufactured from Transolid silQ®granite
Recommended for new and existing construction

FEATURES

- 29⁵⁹/₆₄" x 18⁷/₆₄" x 8¹/₂" equal double bowls.
- Under counter mount kitchen sink. The rim of the sink is under neath the countertop
- Transolid silQ®granite sinks are made with the union of natural granite and acrylic resin. The result gives our sinks high resistance to high temperatures (up to 650°F), dents scratches, chips, impacts and violent shocks.
- The non-porous surface is resistant to bacteria growth and reduces the need for cleaning with harsh chemicals and is 100% food safe.

WARRANTY

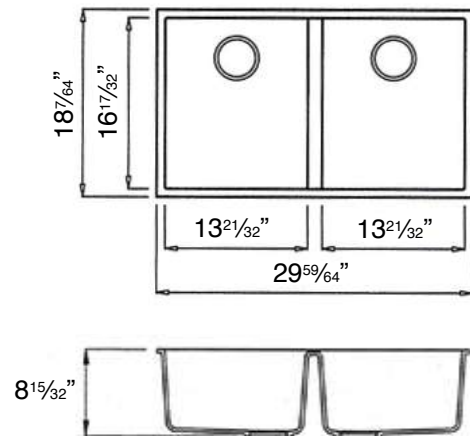
- Lifetime Limited Residential Warranty

COLORS

- 5 silQ®granite colors

OPTIONS

- TSDIK Universal Sink Drain Installation Kit, 2210 Covered Flip-Top Sink Strainer, 2310 Remote Flip-Top Sink Strainer, 4010 Covered Flip-Top Disposer Strainer, 2012 Standard Sink Strainer, 4000 Soap Dispenser.
See Accessories specification sheets for details.



Specifications

Model	QUDE3018
Overall Dimensions	L29 ⁵⁹ / ₆₄ " x W18 ⁷ / ₆₄ " x D8 ¹ / ₂ "
Left Bowl Dimensions	L13 ²¹ / ₃₂ " x W16 ¹⁷ / ₃₂ " x D8 ¹⁵ / ₃₂ "
Right Bowl Dimensions	L13 ²¹ / ₃₂ " x W16 ¹⁷ / ₃₂ " x D8 ¹⁵ / ₃₂ "
Faucet Holes	0
Shipping Weight	38 lbs.
Material	Granite
Installation	under counter mounted
Required	2 basket strainers not supplied

	COLOR
<input type="checkbox"/>	01 White
<input type="checkbox"/>	09 Black
<input type="checkbox"/>	12 Espresso
<input type="checkbox"/>	16 Cafe Latte
<input type="checkbox"/>	17 Grey

Maintenance & Cleaning Information

SILQ®GRANITE SINK General Care & Cleaning: Daily cleaning may be done with any non-abrasive cleaner (i.e. Bar Keeper's Friend, Soft Scrub, Soft Scrub with Bleach, or dishwasher soap). After every use, rinse and wipe the sink dry with a clean, soft cloth to eliminate any water spots or soap film build-ups.

Removing Stains and Minor Scuff Marks:

Normal Stains - For stains, please use a mild abrasive cleanser, along with a soft scouring pad.

Stubborn Stains - A solution of 50% bleach, 50% water should be used for tough, stubborn stains. Let the solution sit in the bottom of the sink for one hour; then scrub. Rinse well. Also, the use of BAR KEEPERS FRIEND or baking soda (directions included on bottle or can) will help remove stubborn stains. (NOTE: with Black or Espresso, sink must be rinsed thoroughly with hot water).

Luster: Mineral oil applied with a damp cloth can be used to restore luster.

Miscellaneous:

To remove Calcium Deposits (a white ring around the bottom of your sink): use LIME AWAY or CLR cleaner.

Note: Always test any stain removers in a small, non-visible location.

What Not To Use:

- 1) Do not use any abrasive cleaning agents or scrub pads, such as Steel Wool.
- 2) Straight bleach.
- 3) Commercial alkalis, such as ammonia and/or caustic solutions.
- 4) Drain blocking chemicals that involve filling the sink with water.
- 5) Do not use sink for cleaning paint or grout materials.

Note: Always test any stain removers in a small, non-visible location.

Support Documents

Installation instructions available at transolid.com



QUSS3017 30" x 17-1/3" Quantum® Super Single Bowl silQ®granite Undermount Kitchen Sink

Manufactured from Transolid silQ®granite
Recommended for new and existing construction

FEATURES

- 29⁵⁹/₆₄" x 17¹/₃" x 8" super single bowl is size of double bowl sink.
- Under counter mount kitchen sink. The rim of the sink is under neath the countertop.
- Transolid silQ®granite sinks are made with the union of natural granite and acrylic resin. The result gives our sinks high resistance to high temperatures (up to 650°F), dents scratches, chips, impacts and violent shocks.
- The non-porous surface is resistant to bacteria growth and reduces the need for cleaning with harsh chemicals and is 100% food safe.

WARRANTY

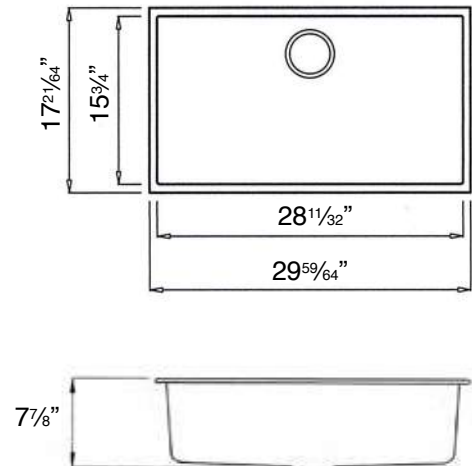
- Lifetime Limited Residential Warranty

COLORS

- 5 silQ®granite colors

OPTIONS

- TSDIK Universal Sink Drain Installation Kit, 2210 Covered Flip-Top Sink Strainer, 2310 Remote Flip-Top Sink Strainer, 4010 Covered Flip-Top Disposer Strainer, 2012 Standard Sink Strainer, 4000 Soap Dispenser.
See Accessories specification sheets for details.



Specifications

Model	QUSS3017
Overall Dimensions	L29 ⁵⁹ / ₆₄ " x W17 ¹ / ₃ " x D8"
Bowl Dimensions	L28 ¹¹ / ₃₂ " x W15 ³ / ₄ " x D7 ⁷ / ₈ "
Faucet Holes	0
Shipping Weight	32 lbs.
Material	Granite
Installation	under counter mounted
Required	1 basket strainer not supplied

	COLOR
<input type="checkbox"/>	01 White
<input type="checkbox"/>	09 Black
<input type="checkbox"/>	12 Espresso
<input type="checkbox"/>	16 Cafe Latte
<input type="checkbox"/>	17 Grey

Maintenance & Cleaning Information

SILQ®GRANITE SINK General Care & Cleaning: Daily cleaning may be done with any non-abrasive cleaner (i.e. Bar Keeper's Friend, Soft Scrub, Soft Scrub with Bleach, or dishwasher soap). After every use, rinse and wipe the sink dry with a clean, soft cloth to eliminate any water spots or soap film build-ups.

Removing Stains and Minor Scuff Marks:

Normal Stains - For stains, please use a mild abrasive cleanser, along with a soft scouring pad.

Stubborn Stains - A solution of 50% bleach, 50% water should be used for tough, stubborn stains. Let the solution sit in the bottom of the sink for one hour; then scrub. Rinse well. Also, the use of BAR KEEPERS FRIEND or baking soda (directions included on bottle or can) will help remove stubborn stains. (NOTE: with Black or Espresso, sink must be rinsed thoroughly with hot water).

Luster: Mineral oil applied with a damp cloth can be used to restore luster.

Miscellaneous:

To remove Calcium Deposits (a white ring around the bottom of your sink): use LIME AWAY or CLR cleaner.

Note: Always test any stain removers in a small, non-visible location.

What Not To Use:

- 1) Do not use any abrasive cleaning agents or scrub pads, such as Steel Wool.
- 2) Straight bleach.
- 3) Commercial alkalis, such as ammonia and/or caustic solutions.
- 4) Drain blocking chemicals that involve filling the sink with water.
- 5) Do not use sink for cleaning paint or grout materials.

Note: Always test any stain removers in a small, non-visible location.

Support Documents

Installation instructions available at transolid.com

QUSB2417 24" x 17-1/3" Quantum® Single Bowl silQ®granite Undermount Kitchen Sink

Manufactured from Transolid silQ®granite
Recommended for new and existing construction

FEATURES

- 23⁵⁹/₆₄" x 17¹/₃" x 7¹/₂" single bowl sink.
- Under counter mount kitchen sink. The rim of the sink is underneath the countertop
- Transolid silQ®granite sinks are made with the union of natural granite and acrylic resin. The result gives our sinks high resistance to high temperatures (up to 650°F), dents scratches, chips, impacts and violent shocks.
- The non-porous surface is resistant to bacteria growth and reduces the need for cleaning with harsh chemicals and is 100% food safe.

WARRANTY

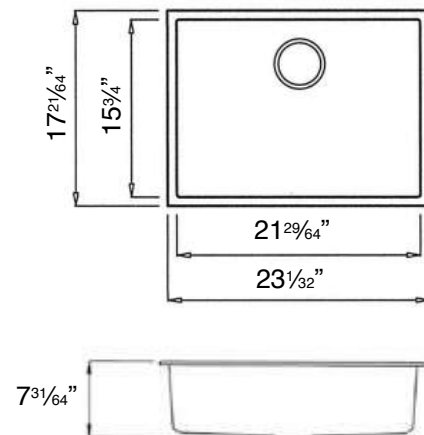
- Lifetime Limited Residential Warranty

COLORS

- 5 silQ®granite colors

OPTIONS

- TSDIK Universal Sink Drain Installation Kit, 2210 Covered Flip-Top Sink Strainer, 2310 Remote Flip-Top Sink Strainer, 4010 Covered Flip-Top Disposer Strainer, 2012 Standard Sink Strainer, 4000 Soap Dispenser.
See Accessories specification sheets for details.



Specifications

Model	QUSB2417
Overall Dimensions	L23 ⁵⁹ / ₆₄ " x W17 ¹ / ₃ " x D7 ¹ / ₂ "
Bowl Dimensions	L21 ²⁹ / ₆₄ " x W15 ³ / ₄ " x D7 ³¹ / ₆₄ "
Faucet Holes	0
Shipping Weight	25 lbs.
Material	Granite
Installation	under counter mounted
Required	1 basket strainer not supplied

Maintenance & Cleaning Information

SILQ®GRANITE SINK General Care & Cleaning: Daily cleaning may be done with any non-abrasive cleaner (i.e. Bar Keeper's Friend, Soft Scrub, Soft Scrub with Bleach, or dishwasher soap). After every use, rinse and wipe the sink dry with a clean, soft cloth to eliminate any water spots or soap film build-ups.

Removing Stains and Minor Scuff Marks:

Normal Stains - For stains, please use a mild abrasive cleanser, along with a soft scouring pad.

Stubborn Stains - A solution of 50% bleach, 50% water should be used for tough, stubborn stains. Let the solution sit in the bottom of the sink for one hour; then scrub. Rinse well. Also, the use of BAR KEEPERS FRIEND or baking soda (directions included on bottle or can) will help remove stubborn stains. (NOTE: with Black or Espresso, sink must be rinsed thoroughly with hot water).

Luster: Mineral oil applied with a damp cloth can be used to restore luster.

Miscellaneous:

To remove Calcium Deposits (a white ring around the bottom of your sink): use LIME AWAY or CLR cleaner.

Note: Always test any stain removers in a small, non-visible location.

What Not To Use:

- 1) Do not use any abrasive cleaning agents or scrub pads, such as Steel Wool.
- 2) Straight bleach.
- 3) Commercial alkalis, such as ammonia and/or caustic solutions.
- 4) Drain blocking chemicals that involve filling the sink with water.
- 5) Do not use sink for cleaning paint or grout materials.

Note: Always test any stain removers in a small, non-visible location.

Support Documents

Installation instructions available at transolid.com

	COLOR
<input type="checkbox"/>	01 White
<input type="checkbox"/>	09 Black
<input type="checkbox"/>	12 Espresso
<input type="checkbox"/>	16 Cafe Latte
<input type="checkbox"/>	17 Grey

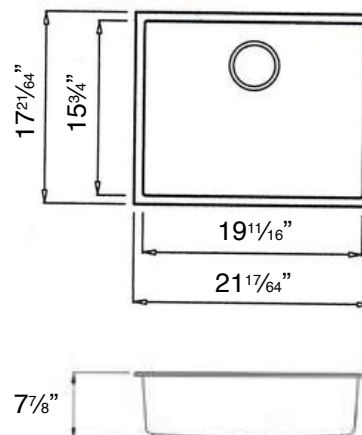


QUSB2117 21" x 17-1/3" Quantum® Single Bowl silQ®granite Undermount Kitchen Sink

Manufactured from Transolid silQ®granite
Recommended for new and existing construction

FEATURES

- 21¹⁷/₆₄" x 17¹/₃" x 8" single bowl sink.
- Under counter mount kitchen sink. The rim of the sink is under neath the countertop.
- Transolid silQ®granite sinks are made with the union of natural granite and acrylic resin. The result gives our sinks high resistance to high temperatures (up to 650°F), dents scratches, chips, impacts and violent shocks.
- The non-porous surface is resistant to bacteria growth and reduces the need for cleaning with harsh chemicals and is 100% food safe.



WARRANTY

- Lifetime Limited Residential Warranty

COLORS

- 5 silQ®granite colors

OPTIONS

- TSDIK Universal Sink Drain Installation Kit, 2210 Covered Flip-Top Sink Strainer, 2310 Remote Flip-Top Sink Strainer, 4010 Covered Flip-Top Disposer Strainer, 2012 Standard Sink Strainer, 4000 Soap Dispenser.
See Accessories specification sheets for details.

Specifications

Model	QUSB2117
Overall Dimensions	L21 ¹⁷ / ₆₄ " x W17 ¹ / ₃ " x D7 ⁷ / ₈ "
Bowl Dimensions	L19 ¹¹ / ₁₆ " x W15 ³ / ₄ " x D7 ⁷ / ₈ "
Faucet Holes	0
Shipping Weight	24 lbs.
Material	Granite
Installation	under counter mounted
Required	1 basket strainer not supplied

	COLOR
<input type="checkbox"/>	01 White
<input type="checkbox"/>	09 Black
<input type="checkbox"/>	12 Espresso
<input type="checkbox"/>	16 Cafe Latte
<input type="checkbox"/>	17 Grey

Maintenance & Cleaning Information

SILQ®GRANITE SINK General Care & Cleaning: Daily cleaning may be done with any non-abrasive cleaner (i.e. Bar Keeper's Friend, Soft Scrub, Soft Scrub with Bleach, or dishwasher soap). After every use, rinse and wipe the sink dry with a clean, soft cloth to eliminate any water spots or soap film build-ups.

Removing Stains and Minor Scuff Marks:

Normal Stains - For stains, please use a mild abrasive cleanser, along with a soft scouring pad.

Stubborn Stains - A solution of 50% bleach, 50% water should be used for tough, stubborn stains. Let the solution sit in the bottom of the sink for one hour; then scrub. Rinse well. Also, the use of BAR KEEPERS FRIEND or baking soda (directions included on bottle or can) will help remove stubborn stains. (NOTE: with Black or Espresso, sink must be rinsed thoroughly with hot water).

Luster: Mineral oil applied with a damp cloth can be used to restore luster.

Miscellaneous:

To remove Calcium Deposits (a white ring around the bottom of your sink): use LIME AWAY or CLR cleaner.

Note: Always test any stain removers in a small, non-visible location.

What Not To Use:

- 1) Do not use any abrasive cleaning agents or scrub pads, such as Steel Wool.
- 2) Straight bleach.
- 3) Commercial alkalis, such as ammonia and/or caustic solutions.
- 4) Drain blocking chemicals that involve filling the sink with water.
- 5) Do not use sink for cleaning paint or grout materials.

Note: Always test any stain removers in a small, non-visible location.

Support Documents

Installation instructions available at transolid.com

QUSB1517 15" x 17-1/3" Quantum® Compact Single Bowl silQ®granite Undermount Kitchen Sink

Manufactured from Transolid silQ®granite
Recommended for new and existing construction

FEATURES

- 14⁶¹/₆₄" x 17¹/₃" x 7¹/₂" compact single bowl sink. Ideal size for use as a bar sink.
- Under counter mount kitchen sink. The rim of the sink is underneath the countertop
- Transolid silQ®granite sinks are made with the union of natural granite and acrylic resin. The result gives our sinks high resistance to high temperatures (up to 650°F), dents scratches, chips, impacts and violent shocks.
- The non-porous surface is resistant to bacteria growth and reduces the need for cleaning with harsh chemicals and is 100% food safe.

WARRANTY

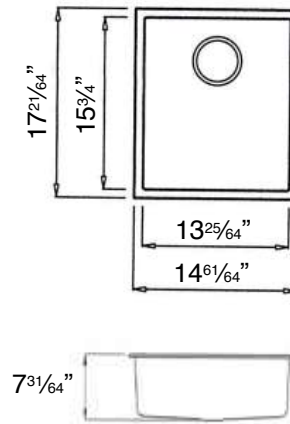
- Lifetime Limited Residential Warranty

COLORS

- 5 silQ®granite colors

OPTIONS

- TSDIK Universal Sink Drain Installation Kit, 2210 Covered Flip-Top Sink Strainer, 2310 Remote Flip-Top Sink Strainer, 4010 Covered Flip-Top Disposer Strainer, 2012 Standard Sink Strainer, 4000 Soap Dispenser.
See Accessories specification sheets for details.



Specifications

Model	QUSB1517
Overall Dimensions	L14 ⁶¹ / ₆₄ " x W17 ¹ / ₃ " x D7 ¹ / ₂ "
Bowl Dimensions	L13 ²⁵ / ₆₄ " x W15 ³ / ₄ " x D7 ³¹ / ₆₄ "
Faucet Holes	0
Shipping Weight	20 lbs.
Material	Granite
Installation	under counter mounted
Required	1 basket strainer not supplied

Maintenance & Cleaning Information

SILQ®GRANITE SINK General Care & Cleaning: Daily cleaning may be done with any non-abrasive cleaner (i.e. Bar Keeper's Friend, Soft Scrub, Soft Scrub with Bleach, or dishwasher soap). After every use, rinse and wipe the sink dry with a clean, soft cloth to eliminate any water spots or soap film build-ups.

Removing Stains and Minor Scuff Marks:

Normal Stains - For stains, please use a mild abrasive cleanser, along with a soft scouring pad.

Stubborn Stains - A solution of 50% bleach, 50% water should be used for tough, stubborn stains. Let the solution sit in the bottom of the sink for one hour; then scrub. Rinse well. Also, the use of BAR KEEPERS FRIEND or baking soda (directions included on bottle or can) will help remove stubborn stains. (NOTE: with Black or Espresso, sink must be rinsed thoroughly with hot water).

Luster: Mineral oil applied with a damp cloth can be used to restore luster.

Miscellaneous:

To remove Calcium Deposits (a white ring around the bottom of your sink): use LIME AWAY or CLR cleaner.

Note: Always test any stain removers in a small, non-visible location.

What Not To Use:

- 1) Do not use any abrasive cleaning agents or scrub pads, such as Steel Wool.
- 2) Straight bleach.
- 3) Commercial alkalis, such as ammonia and/or caustic solutions.
- 4) Drain blocking chemicals that involve filling the sink with water.
- 5) Do not use sink for cleaning paint or grout materials.

Note: Always test any stain removers in a small, non-visible location.

Support Documents

Installation instructions available at transolid.com

	COLOR
<input type="checkbox"/>	01 White
<input type="checkbox"/>	09 Black
<input type="checkbox"/>	12 Espresso
<input type="checkbox"/>	16 Cafe Latte
<input type="checkbox"/>	17 Grey



IUDE3017 30" x 17" Integra Equal Double Bowl silQ®granite Undermount Kitchen Sink

Manufactured from Transolid silQ®granite
Recommended for new and existing construction

FEATURES

- 29⁵⁹/₆₄" x 17¹/₈" x 8²/₃" equal double bowls.
- Under counter mount kitchen sink. Integra sinks provide seamless integration with the countertop.
- Transolid silQ®granite sinks are made with the union of natural granite and acrylic resin. The result gives our sinks high resistance to high temperatures (up to 650°F), dents scratches, chips, impacts and violent shocks.
- The non-porous surface is resistant to bacteria growth and reduces the need for cleaning with harsh chemicals and is 100% food safe.

WARRANTY

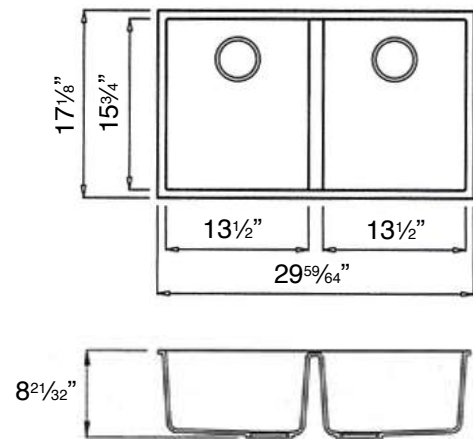
- Lifetime Limited Residential Warranty

COLORS

- White (matches Silestone Zeus Extreme White)

OPTIONS

- TSDIK Universal Sink Drain Installation Kit, 2210 Covered Flip-Top Sink Strainer, 2310 Remote Flip-Top Sink Strainer, 4010 Covered Flip-Top Disposer Strainer, 2012 Standard Sink Strainer, 4000 Soap Dispenser.
See Accessories specification sheets for details.



Specifications

Model	IUDE3017
Overall Dimensions	L29 ⁵⁹ / ₆₄ " x W17 ¹ / ₈ " x D8 ² / ₃ "
Left Bowl Dimensions	L13 ¹ / ₂ " x W15 ³ / ₄ " x D8 ² / ₃₂ "
Right Bowl Dimensions	L13 ¹ / ₂ " x W15 ³ / ₄ " x D8 ² / ₃₂ "
Faucet Holes	0
Shipping Weight	41 lbs.
Material	Ceramic nano-particles, acrylic resins
Installation	under counter mounted
Required	2 basket strainers not supplied

	COLOR
<input type="checkbox"/>	21 White

Maintenance & Cleaning Information

SILQ®GRANITE SINK General Care & Cleaning: Daily cleaning may be done with any non-abrasive cleaner (i.e. Bar Keeper's Friend, Soft Scrub, Soft Scrub with Bleach, or dishwasher soap). After every use, rinse and wipe the sink dry with a clean, soft cloth to eliminate any water spots or soap film build-ups.

Removing Stains and Minor Scuff Marks:

Normal Stains - For stains, please use a mild abrasive cleanser, along with a soft scouring pad.

Stubborn Stains - A solution of 50% bleach, 50% water should be used for tough, stubborn stains. Let the solution sit in the bottom of the sink for one hour; then scrub. Rinse well. Also, the use of BAR KEEPERS FRIEND or baking soda (directions included on bottle or can) will help remove stubborn stains. (NOTE: with Black or Espresso, sink must be rinsed thoroughly with hot water).

Luster: Mineral oil applied with a damp cloth can be used to restore luster.

Miscellaneous:

To remove Calcium Deposits (a white ring around the bottom of your sink): use LIME AWAY or CLR cleaner.

Note: Always test any stain removers in a small, non-visible location.

What Not To Use:

- 1) Do not use any abrasive cleaning agents or scrub pads, such as Steel Wool.
- 2) Straight bleach.
- 3) Commercial alkalis, such as ammonia and/or caustic solutions.
- 4) Drain blocking chemicals that involve filling the sink with water.
- 5) Do not use sink for cleaning paint or grout materials.

Note: Always test any stain removers in a small, non-visible location.

Support Documents

Installation instructions available at transolid.com

IUSS3017 30" x 17" Integra Super Single Bowl silQ®granite Undermount Kitchen Sink

Manufactured from Transolid silQ®granite
Recommended for new and existing construction

FEATURES

- 29⁵⁹/₆₄" x 17¹/₈" x 8" super single bowl is size of double bowl sink.
- Under counter mount kitchen sink. Integra sinks provide seamless integration with the countertop.
- Transolid silQ®granite sinks are made with the union of natural granite and acrylic resin. The result gives our sinks high resistance to high temperatures (up to 650°F), dents scratches, chips, impacts and violent shocks.
- The non-porous surface is resistant to bacteria growth and reduces the need for cleaning with harsh chemicals and is 100% food safe.

WARRANTY


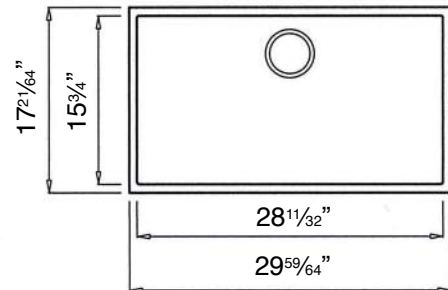
- Lifetime Limited Residential Warranty

COLORS

- White (matches Silestone Zeus Extreme White)

OPTIONS

- TSDIK Universal Sink Drain Installation Kit, 2210 Covered Flip-Top Sink Strainer, 2310 Remote Flip-Top Sink Strainer, 4010 Covered Flip-Top Disposer Strainer, 2012 Standard Sink Strainer, 4000 Soap Dispenser.
See Accessories specification sheets for details.



Specifications

Model	IUSS3017
Overall Dimensions	L29 ⁵⁹ / ₆₄ " x W17 ¹ / ₈ " x D7 ⁷ / ₈ "
Bowl Dimensions	L28 ¹¹ / ₃₂ " x W15 ³ / ₄ " x D7 ⁷ / ₈ "
Faucet Holes	0
Shipping Weight	26 lbs.
Material	Ceramic nano-particles, acrylic resins
Installation	under counter mounted
Required	1 basket strainer not supplied

Maintenance & Cleaning Information

SILQ®GRANITE SINK General Care & Cleaning: Daily cleaning may be done with any non-abrasive cleaner (i.e. Bar Keeper's Friend, Soft Scrub, Soft Scrub with Bleach, or dishwasher soap). After every use, rinse and wipe the sink dry with a clean, soft cloth to eliminate any water spots or soap film build-ups.

Removing Stains and Minor Scuff Marks:

Normal Stains - For stains, please use a mild abrasive cleanser, along with a soft scouring pad.

Stubborn Stains - A solution of 50% bleach, 50% water should be used for tough, stubborn stains. Let the solution sit in the bottom of the sink for one hour; then scrub. Rinse well. Also, the use of BAR KEEPERS FRIEND or baking soda (directions included on bottle or can) will help remove stubborn stains. (NOTE: with Black or Espresso, sink must be rinsed thoroughly with hot water).

Luster: Mineral oil applied with a damp cloth can be used to restore luster.

Miscellaneous:

To remove Calcium Deposits (a white ring around the bottom of your sink): use LIME AWAY or CLR cleaner.

Note: Always test any stain removers in a small, non-visible location.

What Not To Use:

- 1) Do not use any abrasive cleaning agents or scrub pads, such as Steel Wool.
- 2) Straight bleach.
- 3) Commercial alkalis, such as ammonia and/or caustic solutions.
- 4) Drain blocking chemicals that involve filling the sink with water.
- 5) Do not use sink for cleaning paint or grout materials.

Note: Always test any stain removers in a small, non-visible location.

Support Documents

Installation instructions available at transolid.com

IUSB2117 21" x 17" Integra Single Bowl silQ®granite Undermount Kitchen Sink

Manufactured from Transolid silQ®granite
Recommended for new and existing construction

FEATURES

- 21^{17/64}" x 17^{1/3}" x 8" single bowl sink.
- Under counter mount kitchen sink. Integra sinks provide seamless integration with the countertop.
- Transolid silQ®granite sinks are made with the union of natural granite and acrylic resin. The result gives our sinks high resistance to high temperatures (up to 650°F), dents scratches, chips, impacts and violent shocks.
- The non-porous surface is resistant to bacteria growth and reduces the need for cleaning with harsh chemicals and is 100% food safe.

WARRANTY

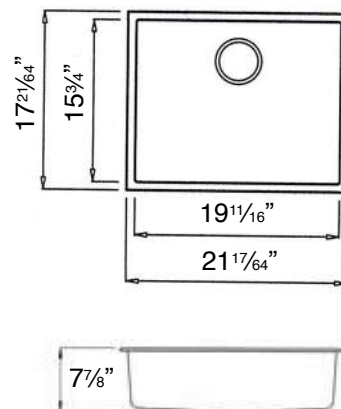
- Lifetime Limited Residential Warranty

COLORS

- White (matches Silestone Zeus Extreme White)

OPTIONS

- TSDIK Universal Sink Drain Installation Kit, 2210 Covered Flip-Top Sink Strainer, 2310 Remote Flip-Top Sink Strainer, 4010 Covered Flip-Top Disposer Strainer, 2012 Standard Sink Strainer, 4000 Soap Dispenser.
See Accessories specification sheets for details.



Specifications

Model	IUSB2117
Overall Dimensions	L29 ^{17/64} " x W17 ^{1/3} " x D7 ^{7/8} "
Bowl Dimensions	L19 ^{11/16} " x W15 ^{3/4} " x D7 ^{7/8} "
Faucet Holes	0
Shipping Weight	24 lbs.
Material	Ceramic nano-particles, acrylic resins
Installation	under counter mounted
Required	1 basket strainer not supplied

COLOR
<input type="checkbox"/> 21 White

Maintenance & Cleaning Information

SILQ®GRANITE SINK General Care & Cleaning: Daily cleaning may be done with any non-abrasive cleaner (i.e. Bar Keeper's Friend, Soft Scrub, Soft Scrub with Bleach, or dishwasher soap). After every use, rinse and wipe the sink dry with a clean, soft cloth to eliminate any water spots or soap film build-ups.

Removing Stains and Minor Scuff Marks:

Normal Stains - For stains, please use a mild abrasive cleanser, along with a soft scouring pad.

Stubborn Stains - A solution of 50% bleach, 50% water should be used for tough, stubborn stains. Let the solution sit in the bottom of the sink for one hour; then scrub. Rinse well. Also, the use of BAR KEEPERS FRIEND or baking soda (directions included on bottle or can) will help remove stubborn stains. (NOTE: with Black or Espresso, sink must be rinsed thoroughly with hot water).

Luster: Mineral oil applied with a damp cloth can be used to restore luster.

Miscellaneous:

To remove Calcium Deposits (a white ring around the bottom of your sink): use LIME AWAY or CLR cleaner.

Note: Always test any stain removers in a small, non-visible location.

What Not To Use:

- 1) Do not use any abrasive cleaning agents or scrub pads, such as Steel Wool.
- 2) Straight bleach.
- 3) Commercial alkalis, such as ammonia and/or caustic solutions.
- 4) Drain blocking chemicals that involve filling the sink with water.
- 5) Do not use sink for cleaning paint or grout materials.

Note: Always test any stain removers in a small, non-visible location.

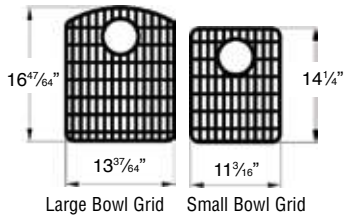
Support Documents

Installation instructions available at transolid.com

silQ®granite Kitchen Sink Accessories

Manufactured from Transolid® stainless steel, genuine bamboo.
For use with silQ®granite sinks. On-site installation required.

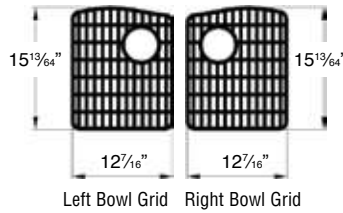
Bottom Sink Grid Set TSGADD



- Fits Aversa® ATDD3322, AUDD3120 sinks
- Rubber bumpers & feet protect sink.
- 1 year ltd. warranty

TSGADD	L x W x D	Wt.
Left Bowl	16 ^{7/64} " x 13 ^{37/64} " x 1"	10
Right Bowl	16 ^{7/64} " x 13 ^{37/64} " x 1"	

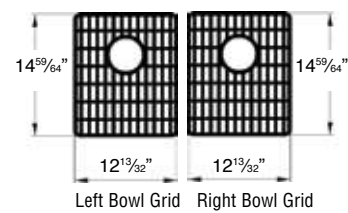
Bottom Sink Grid Set TSGADE



- Fits Aversa® ATDE3322, AUDE3219
- Rubber bumpers & feet protect sink.
- 1 year ltd. warranty

TSGADE	L x W x D	Wt.
Left Bowl	15 ^{13/64} " x 12 ^{7/16} " x 1"	10
Right Bowl	15 ^{13/64} " x 12 ^{7/16} " x 1"	

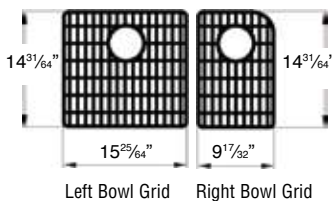
Bottom Sink Grid Set TSGRDE



- Fits Radius® RTDE3322, RUDE3118
- Rubber bumpers & feet protect sink.
- 1 year ltd. warranty

TSGRDE	L x W x D	Wt.
Left Bowl	14 ^{59/64} " x 12 ^{13/32} " x 1"	10
Right Bowl	14 ^{59/64} " x 12 ^{13/32} " x 1"	

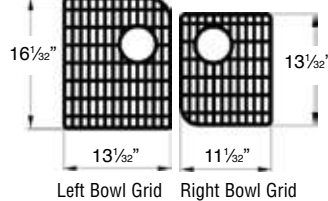
Bottom Sink Grid Set TSGRDJ



- Fits Radius® RTDJ3322, RUDJ3118
- Rubber bumpers & feet protect sink.
- 1 year ltd. warranty

TSGRDJ	L x W x D	Wt.
Left Bowl	14 ^{31/64} " x 15 ^{25/64} " x 1"	10
Right Bowl	14 ^{31/64} " x 9 ^{17/32} " x 1"	

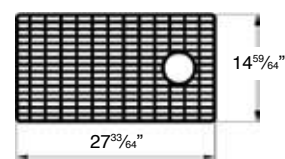
Bottom Sink Grid Set TSGRDO



- Fits Radius® RTDO3322, RUDO3120
- Rubber bumpers & feet protect sink.
- 1 year ltd. warranty

TSGRDO	L x W x D	Wt.
Left Bowl	16 ^{1/32} " x 13 ^{1/32} " x 1"	10
Right Bowl	13 ^{1/32} " x 11 ^{1/32} " x 1"	

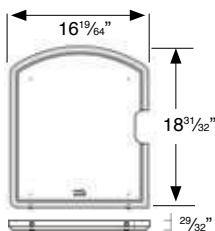
Bottom Sink Grid TSGRSS



- Fits Radius® RTSS3322, RUSS3118
- Rubber bumpers & feet protect sink.
- 1 year ltd. warranty

TSGRSS	L x W x D	Wt.
Single Bowl	14 ^{59/64} " x 27 ^{33/64} " x 1"	10

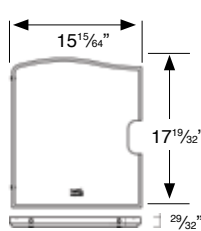
Bamboo Cutting Board TCDB1619



- Fits Aversa® ATDD3322, AUDD3120 sinks
- Rubber bumpers & feet protect sink.
- 1 year ltd. warranty

Fits Bowl	L x W x D	Wt.
Left only	18 ^{31/32} " x 16 ^{19/64} " x 1"	7

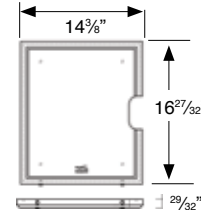
Bamboo Cutting Board TCBE1518-L



- Fits Aversa® ATDE3322, AUDE3219 sinks
- Rubber bumpers & feet protect sink.
- 1 year ltd. warranty

Fits Bowl	L x W x D	Wt.
Left only	17 ^{19/32} " x 15 ^{15/64} " x 1"	7

Bamboo Cutting Board TCBE1417-L

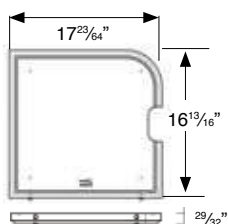


- Fits Radius® RTDE3322, RTSS3322, RUDE3118, RUSS3118 sinks
- Rubber bumpers & feet protect sink.
- 1 year ltd. warranty

Fits Bowl		L x W x D	Wt.
RUDE3322	Left only	16 ^{27/32} " x 14 ^{3/8} " x 1"	6
RUSS3118	single		

Manufactured by Transolid® in various materials.
For use with silQ®granite sinks. On-site installation required.

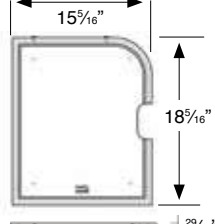
Bamboo Cutting Board TCDB1716



- Fits Radius® RTDJ3322, RUDJ3118
- *Will slide across sink-fit RH bowl
- Rubber bumpers & feet protect sink.
- 1 year ltd. warranty

Fits Bowl	L x W x D	Wt.
*Left & Right	16 13/16" x 17 23/64" x 1"	7

Bamboo Cutting Board TCBO1518



- Fits Radius® RTDO3322, RUDO3120 sinks
- Rubber bumpers & feet protect sink.
- 1 year ltd. warranty

Fits Bowl	L x W x D	Wt.
Left only	18 5/16" x 15 5/16" x 1"	7

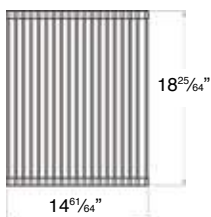
Universal Sink Drain Installation Kit TSDIK



- Universal 1-1/2" polypropylene pipe and fittings kit for installing 2 sink strainers or 2 remote sink strainers or a sink strainer and disposer strainer.

	Fits	Diameter	Wt.
TSDIK	all sinks	1-1/2"	2

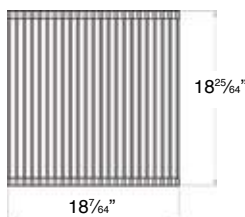
Roller Mat Trivet TRM1518



- Fits top mount Aversa® ATDD3322, Radius® RTDO3322 sinks
- Stainless steel. Fits over sink for extra storage.
- Rolls up when not in use.
- 1 year ltd. warranty

	L x W x D	Wt.
TRM1518	14 51/64" x 18 25/64" x 1"	4

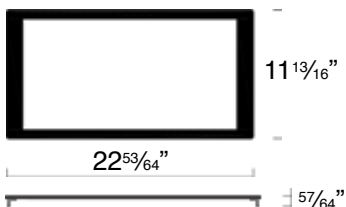
Roller Mat Trivet TRM1818



- Fits top mount Aversa® ATDE3322, Radius® RTDE3322, RTDJ3322, RTSS3322 sinks. Stainless steel.
- Fits over sink for extra storage.
- Rolls up when not in use.
- 1 year ltd. warranty

	L x W x D	Wt.
TRM1818	18 7/64" x 18 25/64" x 1"	4

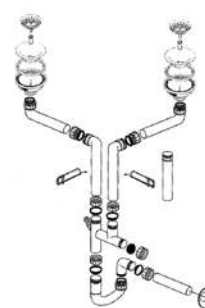
Glass Cutting Board TGCB2312



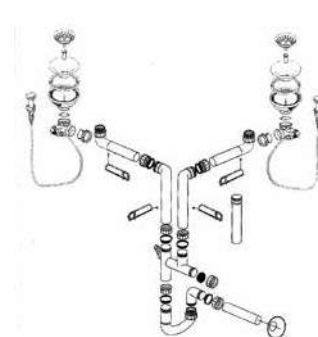
- Fits Aversa® ATDD3322, ATDE3322 Radius® RTDE3322, RTDJ3322, RTDO3322, RTSS3322 sinks
- Rubber bumpers & feet protect sink.
- Frosted tempered glass.
- 1 year ltd. warranty

	L x W x D	Wt.
TGCB2312	22 53/64" x 11 13/16" x 1"	9

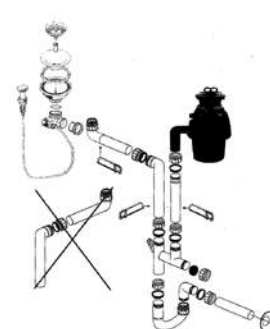
2 Sink Strainers



2 Remote Sink Strainers



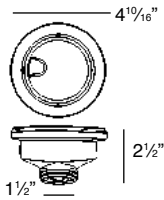
1 Sink Strainer and 1 Disposer Strainer



silQ®granite Kitchen Sink Accessories

Manufactured from Transolid® stainless steel.
For use with silQ®granite sinks. On-site installation required.

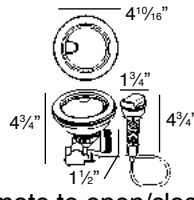
Covered Flip-Top Sink Strainer 2210



- Fits standard 3-1/2" opening.
- Water drains easily when cover is in place. Cover flips up with easy touch.
- Polypropylene housing.

	Finish	Wt.
2210-PS	Polished Stainless	2
2210-BS	Brushed Stainless	

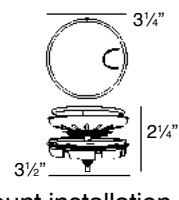
Remote Covered Flip-Top Sink Srrainer 2310



- Turn remote to open/close drain.
- Fits standard 3-1/2" opening.
- Water drains easily when cover is in place. Cover flips up with easy touch.
- Polypropylene housing.

	Finish	Wt.
2310-PS	Polished Stainless	3
2310-BS	Brushed Stainless	

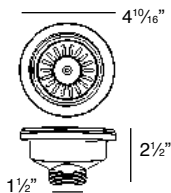
Covered Flip-Top Disposer Strainer 4010



- Top mount installation.
- Fits standard 3-1/2" opening.
- Water drains easily when cover is in place. Cover flips up with easy touch.
- Polypropylene housing.

	Finish	Wt.
4010-PS	Polished Stainless	3
4010-BS	Brushed Stainless	

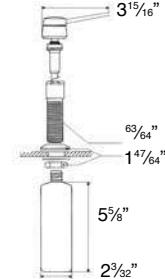
Standard Sink Strainer 2012



- Fits standard 3-1/2" opening.
- Polypropylene housing.
- PVD finishes match Transolid silQ®granite sinks.
- PVD is an environmentally friendly process that provides brilliant and durable decorative finishes.

	Finish	Wt.
2012-PS	Polished Stainless	2
2012-BS	Brushed Stainless	2
PVD Finishes		
2012-01	White	2
2012-09	Black	2
2012-12	Espresso	2
2012-16	Cafe Latte	2
2012-17	Grey	2
2012-ORB	Oil Rubbed Bronze	2

Soap / Lotion Dispenser 4000



- 12 oz. bottle.
- Refillable from above deck.
- 2-1/2" maximum deck thickness

	Finish	Wt.
4000-PC	Polished Chrome	2



FUDF332010 33" x 20" Logan Equal Double Bowl Fireclay Reversible Undermount Kitchen Sink

Manufactured from Transolid® fireclay.
Recommended for new and existing construction

FEATURES

- 32⁴³/₆₄" x 19⁴⁵/₆₄" x 9²⁹/₃₂" equal double bowls sink.
- Sink is glazed on all four exterior sides. Suitable for undermount, flush mount, built-up, or above counter installation.
- Farmhouse style with a wrap around 9²⁹/₃₂" high apron front.
- Front panel is reversible. Fluted pattern on one side, plain front (no pattern) on other side.
- Made of highest grade fireclay, which is clay heated to an extremely high 1600° making the sink hard and durable, with a beautiful high shine.
- Durability of fireclay means it's resistant to scratches and chips and is easy to clean.

WARRANTY

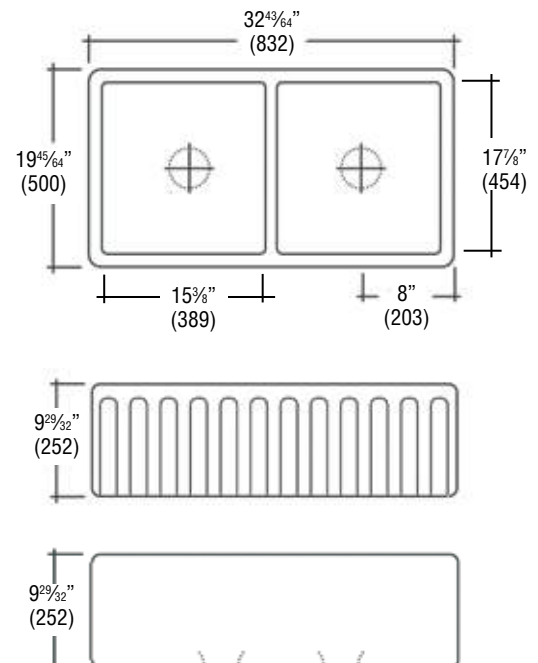
- Lifetime Limited Residential Warranty

COLORS

- White

OPTIONS

- TSDIK Universal Sink Drain Installation Kit, 2210 Covered Flip-Top Sink Strainer, 2310 Remote Flip-Top Sink Strainer, 4010 Covered Flip-Top Disposer Strainer, 2012 Standard Sink Strainer, 4000 Soap Dispenser.
See Accessories specification sheets for details.



Specifications

Model	FUDF332010
Overall Dimensions	L32 ⁴³ / ₆₄ " x W19 ⁴⁵ / ₆₄ " x D9 ²⁹ / ₃₂ " 832 x 500 x 252
Bowl Dimensions (Left)	L15 ³ / ₈ " x W17 ⁷ / ₈ " x D9 ¹ / ₂ " 391 x 454 x 241
Bowl Dimensions (Right)	L15 ³ / ₈ " x W17 ⁷ / ₈ " x D9 ¹ / ₂ " 391 x 454 x 241
Drain holes:	3 ⁵ / ₈ " (92mm)
Shipping Weight	100.3 lbs. 45.5 kg.
Material	Fireclay
Color	White
Installation	under counter mounted
Required	template, included

	COLOR
<input type="checkbox"/>	01 White

Maintenance & Cleaning Information

Soft abrasive cleaners may be used when necessary to clean Transolid® fireclay products. Strong abrasive cleaners will scratch and dull the surface.

Compliance Certifications -
Meets or Exceeds the Following Specifications
ASME A112.19.3/CSA B45.4

Support Documents
Installation instructions available at
transolid.com



FUDF332010 33" x 20" Versailles Equal Double Bowl Fireclay Reversible Undermount Kitchen Sink

Manufactured from Transolid® fireclay.
Recommended for new and existing construction

FEATURES

- 32⁴³/₆₄" x 19⁴⁵/₆₄" x 9²⁹/₃₂" equal double bowls sink.
- Sink is glazed on all four exterior sides. Suitable for undermount, flush mount, built-up, or above counter installation.
- Farmhouse style with a wrap around 9²⁹/₃₂" high apron front.
- Front panel is reversible. French pattern on one side, plain front (no pattern) on other side.
- Made of highest grade fireclay, which is clay heated to an extremely high 1600° making the sink hard and durable, with a beautiful high shine.
- Durability of fireclay means it's resistant to scratches and chips and is easy to clean.

WARRANTY

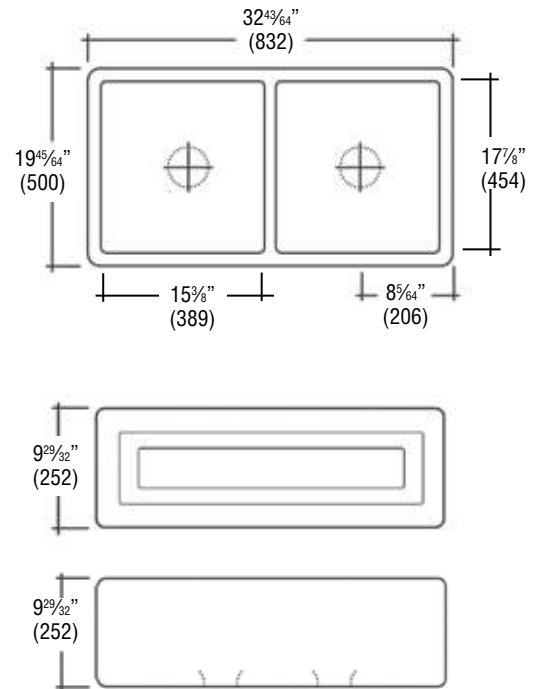
- Lifetime Limited Residential Warranty

COLORS

- White

OPTIONS

- TSDIK Universal Sink Drain Installation Kit, 2210 Covered Flip-Top Sink Strainer, 2310 Remote Flip-Top Sink Strainer, 4010 Covered Flip-Top Disposer Strainer, 2012 Standard Sink Strainer, 4000 Soap Dispenser.
See Accessories specification sheets for details.



Specifications

Model	FUDH332010
Overall Dimensions	L32 ⁴³ / ₆₄ " x W19 ⁴⁵ / ₆₄ " x D9 ²⁹ / ₃₂ " 832 x 500 x 252
Bowl Dimensions (Left)	L15 ³ / ₈ " x W17 ⁷ / ₈ " x D9 ¹ / ₂ " 391 x 454 x 241
Bowl Dimensions (Right)	L15 ³ / ₈ " x W17 ⁷ / ₈ " x D9 ¹ / ₂ " 391 x 454 x 241
Drain holes:	3 ⁵ / ₈ " (92mm)
Shipping Weight	100.3 lbs. 45.5 kg.
Material	Fireclay
Color	White
Installation	under counter mounted
Required	template, included

COLOR
<input type="checkbox"/> 01 White

Maintenance & Cleaning Information

Soft abrasive cleaners may be used when necessary to clean Transolid® fireclay products. Strong abrasive cleaners will scratch and dull the surface.

**Compliance Certifications -
Meets or Exceeds the Following Specifications**
ASME A112.19.3/CSA B45.4

Support Documents

Installation instructions available at
transolid.com



FUDT32209 31-1/2" x 19-3/4" Villa Equal Double Bowl Fireclay Undermount Kitchen Sink

Manufactured from Transolid® fireclay.
Recommended for new and existing construction

FEATURES

- 31½" x 19⁴⁵/₆₄" x 8⁴⁵/₆₄" equal double bowls sink.
- Sink is glazed on all four exterior sides. Suitable for undermount, flush mount, built-up, or above counter installation.
- Farmhouse style with a wrap around 8⁴⁵/₆₄" high apron front.
- This modern, updated Butler sink accommodates the requirements of modern day life. It includes space for one faucet hole drilling. Must specify when ordering.
- Made of highest grade fireclay, which is clay heated to an extremely high 1600° making the sink hard and durable, with a beautiful high shine.
- Durability of fireclay means it's resistant to scratches and chips and is easy to clean.

WARRANTY

- Lifetime Limited Residential Warranty

COLORS

- White

OPTIONS

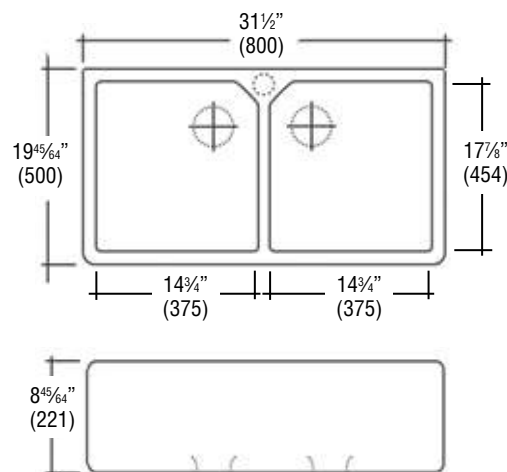
- TSDIK Universal Sink Drain Installation Kit, 2210 Covered Flip-Top Sink Strainer, 2310 Remote Flip-Top Sink Strainer, 4010 Covered Flip-Top Disposer Strainer, 2012 Standard Sink Strainer, 4000 Soap Dispenser.
See Accessories specification sheets for details.

Specifications

Model	FUDT32209
Overall Dimensions	L31½" x W19 ⁴⁵ / ₆₄ " x D8 ⁴⁵ / ₆₄ " 800 x 502 x 221
Bowl Dimensions (Left)	L14¾" x W17⅞" x D8½" 375 x 454 x 216
Bowl Dimensions (Right)	L14¾" x W17⅞" x D8½" 375 x 454 x 216
Drain holes:	3⅝" (92mm)
Shipping Weight	88.2 lbs. 40 kg.
Material	Fireclay
Color	White
Installation	under counter mounted
Required	template, included

	Model No.	Faucet Hole Drillings
<input type="checkbox"/>	FUDT32209-0	0 No Holes
<input type="checkbox"/>	FUDT32209-1	1 Hole

	COLOR
<input type="checkbox"/>	01 White



Maintenance & Cleaning Information

Soft abrasive cleaners may be used when necessary to clean Transolid® fireclay products. Strong abrasive cleaners will scratch and dull the surface.

Compliance Certifications -
Meets or Exceeds the Following Specifications
ASME A112.19.3/CSA B45.4

Support Documents
Installation instructions available at
transolid.com

FUSB242010 23-1/2" x 20" Quinn Single Bowl Fireclay Undermount Kitchen Sink

Manufactured from Transolid® fireclay.
Recommended for new and existing construction

FEATURES

- 23½" x 19⅛" x 9²⁹/₃₂" single bowl sink.
- Sink is glazed on all four exterior sides. Suitable for undermount, flush mount, built-up, or above counter installation.
- Farmhouse style with a wrap around 9²⁹/₃₂" high apron front.
- Single compartment with channeled overflow. Defined by its oblong form, it can be installed with either long or short face exposed.
- Made of highest grade fireclay, which is clay heated to an extremely high 1600° making the sink hard and durable, with a beautiful high shine.
- Durability of fireclay means it's resistant to scratches and chips and is easy to clean.

WARRANTY

- Lifetime Limited Residential Warranty

COLORS

- White

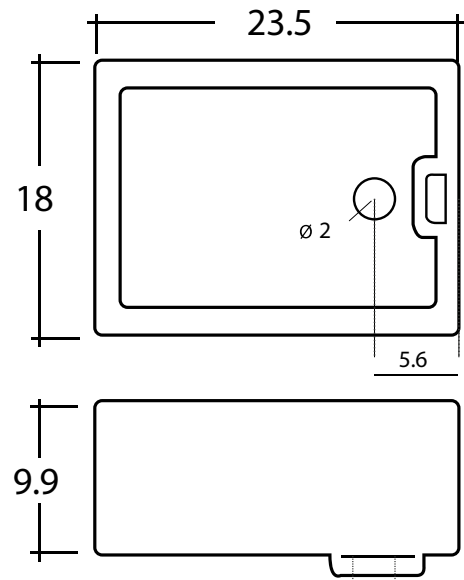
OPTIONS

- TSDIK Universal Sink Drain Installation Kit, 2210 Covered Flip-Top Sink Strainer, 2310 Remote Flip-Top Sink Strainer, 4010 Covered Flip-Top Disposer Strainer, 2012 Standard Sink Strainer, 4000 Soap Dispenser.
See Accessories specification sheets for details.

Specifications

Model	FUSB242010
Overall Dimensions	L23½" x W19⅛" x D9 ²⁹ / ₃₂ " 800 x 502 x 252
Bowl Dimensions	L21¾" x W17⅞" x D9½" 552 x 454 x 241
Drain hole:	3⅝" (92mm)
Shipping Weight	88.2 lbs.
Material	Fireclay
Color	White
Installation	under counter mounted
Required	template, included

COLOR
<input type="checkbox"/> 01 White



Maintenance & Cleaning Information

Soft abrasive cleaners may be used when necessary to clean Transolid® fireclay products. Strong abrasive cleaners will scratch and dull the surface.

Compliance Certifications -

Meets or Exceeds the Following Specifications
ASME A112.19.3/CSA B45.4

Support Documents

Installation instructions available at transolid.com



FUSF302010 30" x 20" Logan Single Bowl Fireclay Reversible Undermount Kitchen Sink

Manufactured from Transolid® fireclay.
Recommended for new and existing construction

FEATURES

- 29⁵¹/₆₄" x 19⁴⁵/₆₄" x 9²⁹/₃₂" single bowl sink.
- Sink is glazed on all four exterior sides. Suitable for undermount, flush mount, built-up, or above counter installation.
- Farmhouse style with a wrap around 9²⁹/₃₂" high apron front.
- Front panel is reversible. Fluted pattern on one side, plain front (no pattern) on other side
- Made of highest grade fireclay, which is clay heated to an extremely high 1600° making the sink hard and durable, with a beautiful high shine.
- Durability of fireclay means it's resistant to scratches and chips and is easy to clean.

WARRANTY

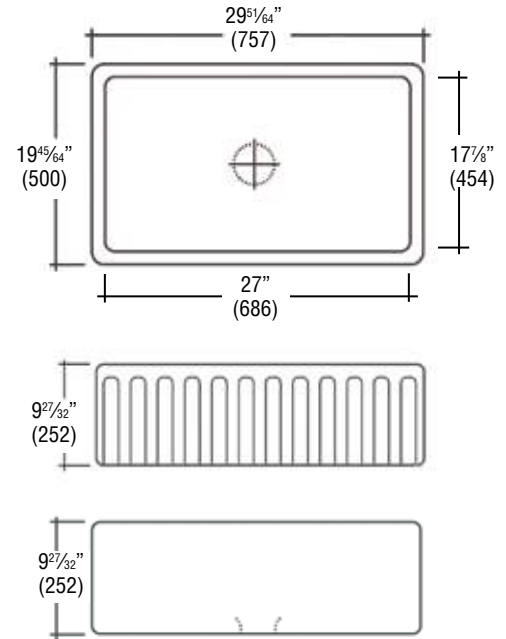
- Lifetime Limited Residential Warranty

COLORS

- White

OPTIONS

- TSDIK Universal Sink Drain Installation Kit, 2210 Covered Flip-Top Sink Strainer, 2310 Remote Flip-Top Sink Strainer, 4010 Covered Flip-Top Disposer Strainer, 2012 Standard Sink Strainer, 4000 Soap Dispenser.
See Accessories specification sheets for details.



Specifications

Model	FUSF302010
Overall Dimensions	L29 ⁵¹ / ₆₄ " x W19 ⁴⁵ / ₆₄ " x D9 ²⁹ / ₃₂ " 757 x 500 x 252
Bowl Dimensions	L27" x W17 ⁷ / ₈ " x D9 ¹ / ₂ " 686 x 454 x 241
Drain hole:	3 ⁵ / ₈ " (92mm)
Shipping Weight	96 lbs. 41 kg
Material	Fireclay
Color	White
Installation	under counter mounted
Required	template, included

Maintenance & Cleaning Information

Soft abrasive cleaners may be used when necessary to clean Transolid® fireclay products. Strong abrasive cleaners will scratch and dull the surface.

Compliance Certifications -

Meets or Exceeds the Following Specifications
ASME A112.19.3/CSA B45.4

Support Documents

Installation instructions available at
transolid.com

COLOR
<input type="checkbox"/> 01 White



FUSF24199 23-1/2" x 18-3/4" Logan Single Bowl Fireclay Reversible Undermount Kitchen Sink

Manufactured from Transolid® fireclay.
Recommended for new and existing construction

FEATURES

- 23½" x 18⁴⁵/₆₄" x 8⁴⁵/₆₄" single bowl sink.
- Sink is glazed on all four exterior sides. Suitable for undermount, flush mount, built-up, or above counter installation.
- Farmhouse style with a wrap around 8⁴⁵/₆₄" high apron front.
- Front panel is reversible. Fluted pattern on one side, plain front (no pattern) on other side.
- Made of highest grade fireclay, which is clay heated to an extremely high 1600° making the sink hard and durable, with a beautiful high shine.
- Durability of fireclay means it's resistant to scratches and chips and is easy to clean.

WARRANTY

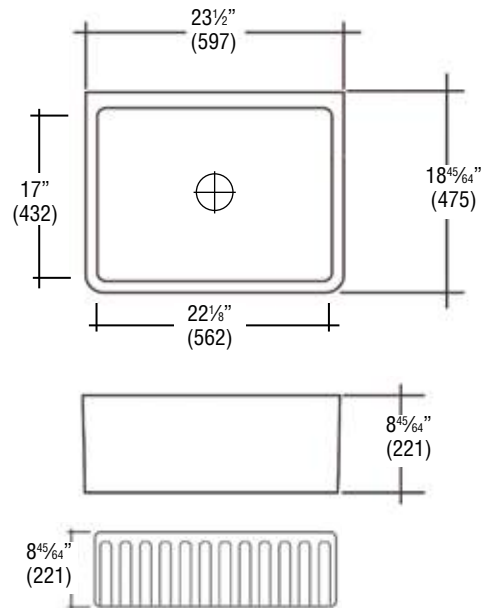
- Lifetime Limited Residential Warranty

COLORS

- White

OPTIONS

- TSDIK Universal Sink Drain Installation Kit, 2210 Covered Flip-Top Sink Strainer, 2310 Remote Flip-Top Sink Strainer, 4010 Covered Flip-Top Disposer Strainer, 2012 Standard Sink Strainer, 4000 Soap Dispenser.
See Accessories specification sheets for details.



Specifications

Model	FUSF24199
Overall Dimensions	L23½" x W18 ⁴⁵ / ₆₄ " x D8 ⁴⁵ / ₆₄ " 597 x 475 x 221
Bowl Dimensions	L22⅞" x W17" x D8½" 562 x 432 x 216
Drain hole:	3⅝" (92mm)
Shipping Weight	88.2 lbs. 40 kg.
Material	Fireclay
Color	White
Installation	under counter mounted
Required	template, included

Maintenance & Cleaning Information

Soft abrasive cleaners may be used when necessary to clean Transolid® fireclay products. Strong abrasive cleaners will scratch and dull the surface.

Compliance Certifications -

Meets or Exceeds the Following Specifications
ASME A112.19.3/CSA B45.4

Support Documents

Installation instructions available at transolid.com

COLOR
<input type="checkbox"/> 01 White



FUSH302010 30" x 20" Versailles Single Bowl Fireclay Reversible Undermount Kitchen Sink

Manufactured from Transolid® fireclay.
Recommended for new and existing construction

FEATURES

- 29⁵¹/₆₄" x 19⁴⁵/₆₄" x 9²⁹/₃₂" single bowl sink.
- Sink is glazed on all four exterior sides. Suitable for undermount, flush mount, built-up, or above counter installation.
- Farmhouse style with a wrap around 9²⁹/₃₂" high apron front.
- Front panel is reversible. French pattern on one side, plain front (no pattern) on other side
- Made of highest grade fireclay, which is clay heated to an extremely high 1600° making the sink hard and durable, with a beautiful high shine.
- Durability of fireclay means it's resistant to scratches and chips and is easy to clean.

WARRANTY

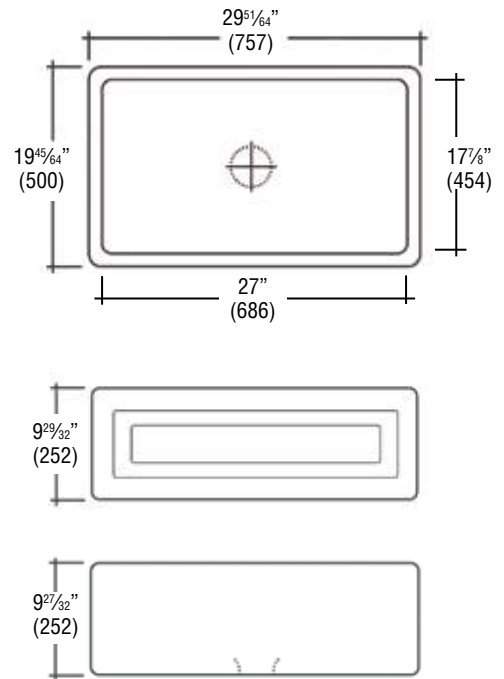
- Lifetime Limited Residential Warranty

COLORS

- White

OPTIONS

- TSDIK Universal Sink Drain Installation Kit, 2210 Covered Flip-Top Sink Strainer, 2310 Remote Flip-Top Sink Strainer, 4010 Covered Flip-Top Disposer Strainer, 2012 Standard Sink Strainer, 4000 Soap Dispenser.
See Accessories specification sheets for details.



Specifications

Model	FUSH302010
Overall Dimensions	L29 ⁵¹ / ₆₄ " x W19 ⁴⁵ / ₆₄ " x D9 ²⁹ / ₃₂ " 757 x 500 x 252
Bowl Dimensions	L27" x W17 ⁷ / ₈ " x D9 ¹ / ₂ " 686 x 454 x 241
Drain hole:	3 ⁵ / ₈ " (92mm)
Shipping Weight	100.3 lbs. 45.5 kg.
Material	Fireclay
Color	White
Installation	under counter mounted
Required	template, included

Maintenance & Cleaning Information

Soft abrasive cleaners may be used when necessary to clean Transolid® fireclay products. Strong abrasive cleaners will scratch and dull the surface.

Compliance Certifications -

Meets or Exceeds the Following Specifications
ASME A112.19.3/CSA B45.4

Support Documents

Installation instructions available at
transolid.com

COLOR
<input type="checkbox"/> 01 White



FUSH302010 30" x 20" Covington Single Bowl Fireclay Reversible Undermount Kitchen Sink

Manufactured from Transolid® fireclay.
Recommended for new and existing construction

FEATURES

- 29⁵¹/₆₄" x 19⁴⁵/₆₄" x 9²⁹/₃₂" single bowl sink.
- Sink is glazed on all four exterior sides. Suitable for undermount, flush mount, built-up, or above counter installation.
- Farmhouse style with a wrap around 9²⁹/₃₂" high apron front.
- Front panel is reversible. English pattern on one side, plain front (no pattern) on other side
- Made of highest grade fireclay, which is clay heated to an extremely high 1600° making the sink hard and durable, with a beautiful high shine.
- Durability of fireclay means it's resistant to scratches and chips and is easy to clean.

WARRANTY

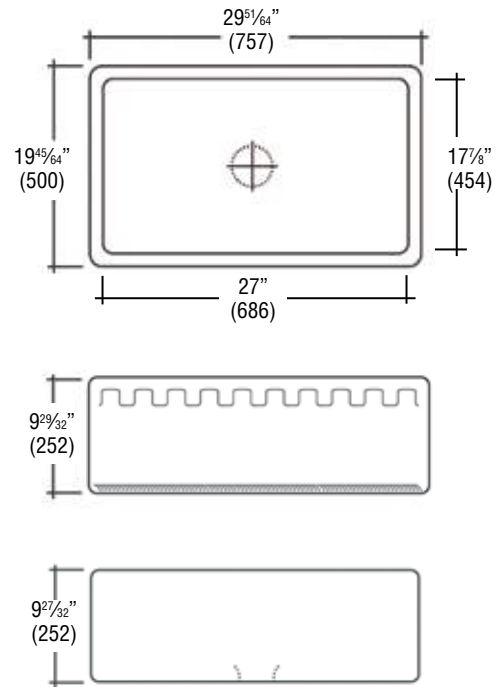
- Lifetime Limited Residential Warranty

COLORS

- White

OPTIONS

- TSDIK Universal Sink Drain Installation Kit, 2210 Covered Flip-Top Sink Strainer, 2310 Remote Flip-Top Sink Strainer, 4010 Covered Flip-Top Disposer Strainer, 2012 Standard Sink Strainer, 4000 Soap Dispenser.
See Accessories specification sheets for details.



Specifications

Model	FUSE302010
Overall Dimensions	L29 ⁵¹ / ₆₄ " x W19 ⁴⁵ / ₆₄ " x D9 ²⁹ / ₃₂ " 757 x 500 x 252
Bowl Dimensions	L27" x W17 ⁷ / ₈ " x D9 ¹ / ₂ " 686 x 454 x 241
Drain hole:	3 ⁵ / ₈ " (92mm)
Shipping Weight	100.3 lbs. 45.5 kg.
Material	Fireclay
Color	White
Installation	under counter mounted
Required	template, included

Maintenance & Cleaning Information

Soft abrasive cleaners may be used when necessary to clean Transolid® fireclay products. Strong abrasive cleaners will scratch and dull the surface.

Compliance Certifications -

Meets or Exceeds the Following Specifications
ASME A112.19.3/CSA B45.4

Support Documents

Installation instructions available at
transolid.com

COLOR
<input type="checkbox"/> 01 White



FUST301910 30" x 18-3/4" Villa Single Bowl Fireclay Undermount Kitchen Sink

Manufactured from Transolid® fireclay.
Recommended for new and existing construction

FEATURES

- 29⁵¹/₆₄" x 18⁴⁵/₆₄" x 10³/₃₂" single bowl sink.
- Sink is glazed on all four exterior sides. Suitable for undermount, flush mount, built-up, or above counter installation.
- Farmhouse style with a wrap around 8⁴⁵/₆₄" high apron front.
- Made of highest grade fireclay, which is clay heated to an extremely high 1600° making the sink hard and durable, with a beautiful high shine.
- Durability of fireclay means it's resistant to scratches and chips and is easy to clean.

WARRANTY

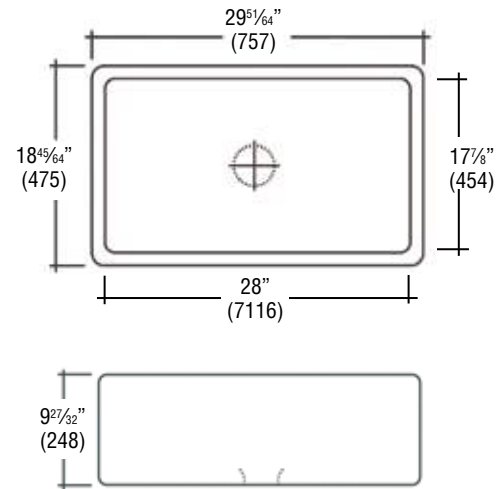
- Lifetime Limited Residential Warranty

COLORS

- White

OPTIONS

- TSDIK Universal Sink Drain Installation Kit, 2210 Covered Flip-Top Sink Strainer, 2310 Remote Flip-Top Sink Strainer, 4010 Covered Flip-Top Disposer Strainer, 2012 Standard Sink Strainer, 4000 Soap Dispenser.
See Accessories specification sheets for details.



Specifications

Model	FUST301910
Overall Dimensions	L29 ⁵¹ / ₆₄ " x W18 ⁴⁵ / ₆₄ " x D10 ³ / ₃₂ " 757 x 475 x 257
Bowl Dimensions	L28" x W17 ⁷ / ₈ " x D9 ²⁷ / ₃₂ " 711 x 454 x 248
Drain hole:	3 ⁵ / ₈ " (92mm)
Shipping Weight	90.4 lbs. 41 k.g.
Material	Fireclay
Color	White
Installation	under counter mounted
Required	template, included

Maintenance & Cleaning Information

Soft abrasive cleaners may be used when necessary to clean Transolid® fireclay products. Strong abrasive cleaners will scratch and dull the surface.

Compliance Certifications -
Meets or Exceeds the Following Specifications
ASME A112.19.3/CSA B45.4

Support Documents
Installation instructions available at
transolid.com

COLOR
<input type="checkbox"/> 01 White

MUDO32219 31-3/4" x 20-5/8" Offset 60/40 Double Bowl Stainless Steel Undermount Kitchen Sink

Manufactured from Transolid® 304 stainless steel.
Recommended for new and existing construction

FEATURES

- Meridian Series stainless steel sink.
- 31¹³/₁₆" x 20⁴³/₆₄" x 9" offset 60/40 double bowls.
- Under counter mount kitchen sink. The rim of the sink is underneath the countertop.
- 16 gauge type 304 stainless steel construction.
- Smaller sink on right.
- Rear center drain location.
- 10mm corner radius. 3mm sound deadening pads.
- Brushed finish with highlighted rim.

WARRANTY

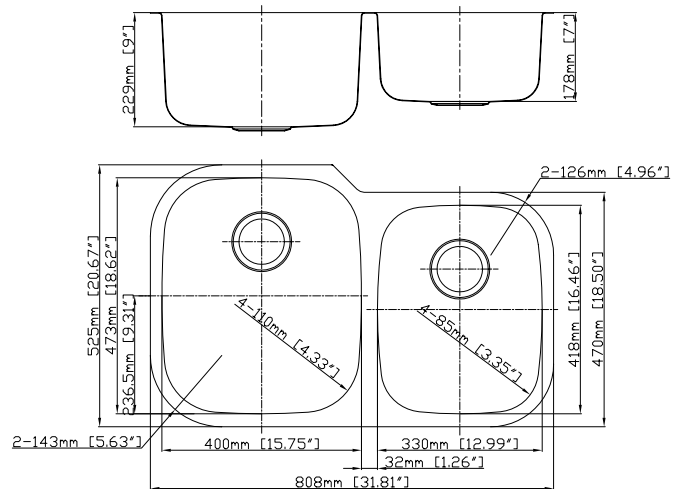
- Lifetime Limited Residential Warranty

COLORS

- Stainless

OPTIONS

- TSG32212 stainless steel Bottom Sink Grid Set, TSDIK Universal Sink Drain Installation Kit, 2210 Covered Flip-Top Sink Strainer, 2310 Remote Flip-Top Sink Strainer, 4010 Covered Flip-Top Disposer Strainer, 2012 Standard Sink Strainer, 4000 Soap Dispenser.
See Accessories specification sheets for details.



Specifications

Model	MUDO32219
Overall Dimensions	L31 ¹³ / ₁₆ " x W20 ⁴³ / ₆₄ " x D9" 808 x 525 x 229
Bowl Dimensions (Left)	L15 ³ / ₄ " x W18 ⁵ / ₈ " x D9" 400 x 473 x 229
Bowl Dimensions (Right)	L13 x W16 ²⁹ / ₆₄ " x D7" 330 x 418 x 178
Drain holes:	3 ⁵ / ₈ " (92mm)
Shipping Weight	37 lbs.
Material	16 gauge 304 stainless steel
Installation	under counter mounted
Required	template, included

FINISH
<input type="checkbox"/> Brushed stainless

Compliance Certifications -
Meets or Exceeds the Following Specifications
ASME A112.19.3/CSA B45.4

Maintenance & Cleaning Information

When it comes to maintenance, Transolid® recommends to be consistent in your cleaning. It is better to clean on a more frequent basis and avoid the need for heavy duty cleaning. Make sure your sink is clean and dry when not in use. This is the best method of preventive maintenance. Keep the sink water spot free and shiny by rinsing and towel drying after every use.

Keep your sink clog free to prevent standing water which can lead to mineral deposit build up. If a mineral build up should occur, use a mixture of vinegar and hot water to remove the deposit. Use a soft cloth and liquid detergent on a mirror finish deck. Do not use any abrasive materials on a mirror finish.

Clean stainless steel at least once a week. Apply stainless steel cleaner/polish with a non-abrasive cloth or sponge, working with, not across, the grain. Do not use steel wool, wire brushes or abrasive sponge pads. These will leave an iron residue that will eventually lead to rust and particles that will corrode the sink. Use only non-scratch cleaning pads.

Do not leave any steel or cast iron cookware in the sink for a long period of time. This may leave iron particles that will corrode the sink. Anything left in the sink can trap moisture which will eventually lead to staining. Cleaners containing chloride (bleach) are not recommended. If used, rinse the surface immediately to prevent corrosion.

Most stainless steel products will scratch from everyday use. However, these scratches will blend over time to create a unique finish.

Support Documents

Installation instructions available at transolid.com



MUDD32219 31-1/2" x 20-1/2" Offset 75/25 Double Bowl Stainless Steel Undermount Kitchen Sink

Manufactured from Transolid® 304 stainless steel.
Recommended for new and existing construction

FEATURES

- Meridian Series stainless steel sink.
- 31¹³/₁₆" x 20⁴³/₆₄" x 9" offset 60/40 double bowls.
- Under counter mount kitchen sink. The rim of the sink is underneath the countertop.
- 16 gauge type 304 stainless steel construction.
- Smaller sink on right.
- Rear center drain location.
- 10mm corner radius. 3mm sound deadening pads.
- Brushed finish with highlighted rim.

WARRANTY

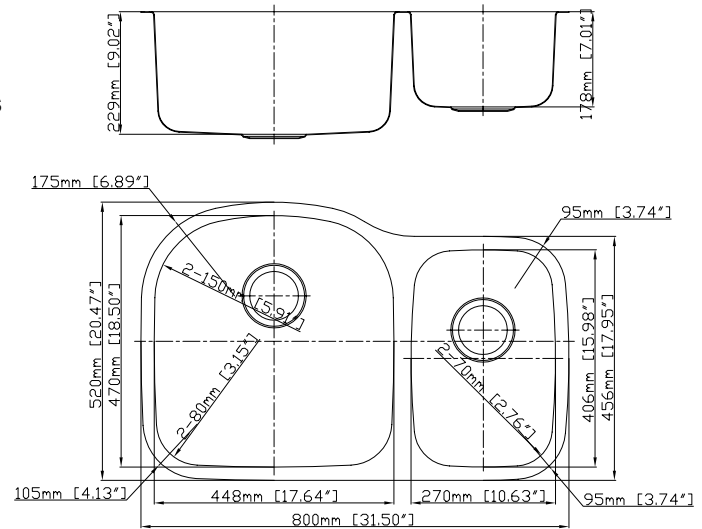
- Lifetime Limited Residential Warranty

COLORS

- Stainless

OPTIONS

- TSG3221D2 stainless steel Bottom Sink Grid Set, TSDIK Universal Sink Drain Installation Kit, 2210 Covered Flip-Top Sink Strainer, 2310 Remote Flip-Top Sink Strainer, 4010 Covered Flip-Top Disposer Strainer, 2012 Standard Sink Strainer, 4000 Soap Dispenser.
- See Accessories specification sheets for details.



Specifications

Model	MUDD32219
Overall Dimensions	L31 ¹ / ₂ " x W20 ¹⁵ / ₃₂ " / 17 ⁶³ / ₆₄ " x D9"
Bowl Dimensions (Left)	L17 ⁴¹ / ₆₄ " x W18 ¹ / ₂ " x D9"
Bowl Dimensions (Right)	L10 ⁵ / ₈ " x W16" x D7"
Drain holes:	3 ⁵ / ₈ " (92mm)
Shipping Weight	37 lbs.
Material	16 gauge 304 stainless steel
Installation	under counter mounted
Required	template, included

FINISH
<input type="checkbox"/> Brushed stainless

Maintenance & Cleaning Information

When it comes to maintenance, Transolid® recommends to be consistent in your cleaning. It is better to clean on a more frequent basis and avoid the need for heavy duty cleaning. Make sure your sink is clean and dry when not in use. This is the best method of preventive maintenance. Keep the sink water spot free and shiny by rinsing and towel drying after every use.

Keep your sink clog free to prevent standing water which can lead to mineral deposit build up. If a mineral build up should occur, use a mixture of vinegar and hot water to remove the deposit. Use a soft cloth and liquid detergent on a mirror finish deck. Do not use any abrasive materials on a mirror finish.

Clean stainless steel at least once a week. Apply stainless steel cleaner/polish with a non-abrasive cloth or sponge, working with, not across, the grain.

Do not use steel wool, wire brushes or abrasive sponge pads. These will leave an iron residue that will eventually lead to rust and particles that will corrode the sink. Use only non-scratch cleaning pads.

Do not leave any steel or cast iron cookware in the sink for a long period of time. This may leave iron particles that will corrode the sink.

Anything left in the sink can trap moisture which will eventually lead to staining. Cleaners containing chloride (bleach) are not recommended. If used, rinse the surface immediately to prevent corrosion.

Most stainless steel products will scratch from everyday use. However, these scratches will blend over time to create a unique finish.

Support Documents

Installation instructions available at transolid.com

Compliance Certifications -
Meets or Exceeds the Following Specifications
ASME A112.19.3/CSA B45.4

MUDE32189 32-3/8" x 18-1/8" Equal Double Bowl Stainless Steel Undermount Kitchen Sink

Manufactured from Transolid® 304 stainless steel.
Recommended for new and existing construction

FEATURES

- Meridian Series stainless steel sink.
- 32¹³/₃₂" x 18¹/₈" x 9" equal double bowls.
- Under counter mount kitchen sink. The rim of the sink is underneath the countertop.
- 16 gauge type 304 stainless steel construction.
- Rear center drain location.
- 10mm corner radius. 3mm sound deadening pads.
- Brushed finish with highlighted rim.

WARRANTY

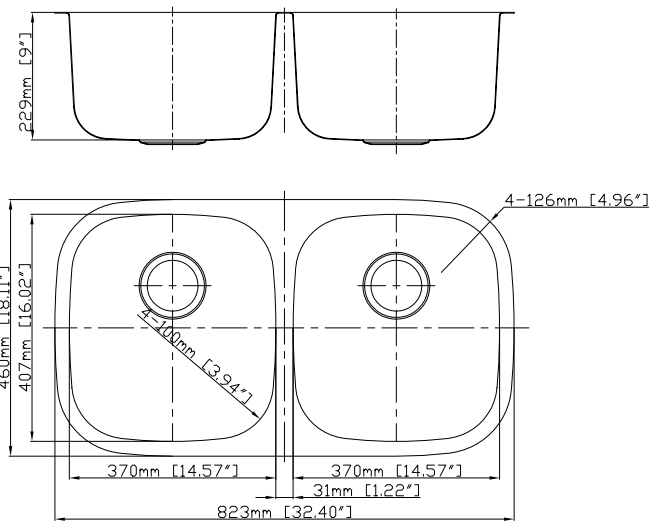
- Lifetime Limited Residential Warranty

COLORS

- Stainless

OPTIONS

- TSG32182 stainless steel Bottom Sink Grid Set, TSDIK Universal Sink Drain Installation Kit, 2210 Covered Flip-Top Sink Strainer, 2310 Remote Flip-Top Sink Strainer, 4010 Covered Flip-Top Disposer Strainer, 2012 Standard Sink Strainer, 4000 Soap Dispenser.
See Accessories specification sheets for details.



Specifications

Model	MUDE32189
Overall Dimensions	L32 ¹³ / ₃₂ " x W18 ¹ / ₈ " x D9" 823 x 460 x 229
Bowl Dimensions (Left)	L14 ⁹ / ₁₆ " x W16 ¹ / ₃₂ " x D9" 370 x 407 x 229
Bowl Dimensions (Right)	L14 ⁹ / ₁₆ " x W16 ¹ / ₃₂ " x D9" 370 x 407 x 178
Drain holes:	3 ⁵ / ₈ " (92mm)
Shipping Weight	37 lbs.
Material	16 gauge 304 stainless steel
Installation	under counter mounted
Required	template, included

FINISH
<input type="checkbox"/> Brushed stainless

Compliance Certifications -
Meets or Exceeds the Following Specifications
ASME A112.19.3/CSA B45.4

Maintenance & Cleaning Information

When it comes to maintenance, Transolid® recommends to be consistent in your cleaning. It is better to clean on a more frequent basis and avoid the need for heavy duty cleaning. Make sure your sink is clean and dry when not in use. This is the best method of preventive maintenance. Keep the sink water spot free and shiny by rinsing and towel drying after every use.

Keep your sink clog free to prevent standing water which can lead to mineral deposit build up. If a mineral build up should occur, use a mixture of vinegar and hot water to remove the deposit. Use a soft cloth and liquid detergent on a mirror finish deck. Do not use any abrasive materials on a mirror finish.

Clean stainless steel at least once a week. Apply stainless steel cleaner/polish with a non-abrasive cloth or sponge, working with, not across, the grain.

Do not use steel wool, wire brushes or abrasive sponge pads. These will leave an iron residue that will eventually lead to rust and particles that will corrode the sink. Use only non-scratch cleaning pads.

Do not leave any steel or cast iron cookware in the sink for a long period of time. This may leave iron particles that will corrode the sink.

Anything left in the sink can trap moisture which will eventually lead to staining. Cleaners containing chloride (bleach) are not recommended. If used, rinse the surface immediately to prevent corrosion.

Most stainless steel products will scratch from everyday use. However, these scratches will blend over time to create a unique finish.

Support Documents

Installation instructions available at transolid.com



MUSS32189 31-1/2" x 18-1/2" Super Single Bowl Stainless Steel Undermount Kitchen Sink

Manufactured from Transolid® 304 stainless steel.
Recommended for new and existing construction

FEATURES

- Meridian Series stainless steel sink.
- 31½" x 18½" x 9" super single bowl is size of double bowl sink.
- Under counter mount kitchen sink. The rim of the sink is underneath the countertop.
- 16 gauge type 304 stainless steel construction.
- Center drain location.
- 10mm corner radius. 3mm sound deadening pads.
- Brushed finish with highlighted rim.

WARRANTY

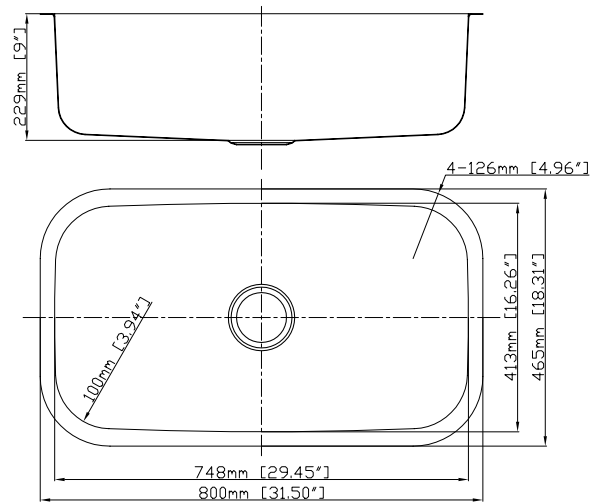
- Lifetime Limited Residential Warranty

COLORS

- Stainless

OPTIONS

- TSG32181 stainless steel Bottom Sink Grid, TSDIK Universal Sink Drain Installation Kit, 2210 Covered Flip-Top Sink Strainer, 2310 Remote Flip-Top Sink Strainer, 4010 Covered Flip-Top Disposer Strainer, 2012 Standard Sink Strainer, 4000 Soap Dispenser.
See Accessories specification sheets for details.



Specifications

Model	MUSS32189
Overall Dimensions	L31½" x W20½" / 17⅝" x D9" 800 x 520 / 406 x 229
Bowl Dimensions (Left)	L17⅝" x W18½" x D9" 448 x 470 x 229
Bowl Dimensions (Right)	L10⅝" x W16" x D7" 270 x 406 x 178
Drain holes:	3⅝" (92mm)
Shipping Weight	37 lbs.
Material	16 gauge 304 stainless steel
Installation	under counter mounted
Required	template, included

FINISH
<input type="checkbox"/> Brushed stainless

Maintenance & Cleaning Information

When it comes to maintenance, Transolid® recommends to be consistent in your cleaning. It is better to clean on a more frequent basis and avoid the need for heavy duty cleaning. Make sure your sink is clean and dry when not in use. This is the best method of preventive maintenance. Keep the sink water spot free and shiny by rinsing and towel drying after every use.

Keep your sink clog free to prevent standing water which can lead to mineral deposit build up. If a mineral build up should occur, use a mixture of vinegar and hot water to remove the deposit. Use a soft cloth and liquid detergent on a mirror finish deck. Do not use any abrasive materials on a mirror finish.

Clean stainless steel at least once a week. Apply stainless steel cleaner/polish with a non-abrasive cloth or sponge, working with, not across, the grain. Do not use steel wool, wire brushes or abrasive sponge pads. These will leave an iron residue that will eventually lead to rust and particles that will corrode the sink. Use only non-scratch cleaning pads.

Do not leave any steel or cast iron cookware in the sink for a long period of time. This may leave iron particles that will corrode the sink.

Anything left in the sink can trap moisture which will eventually lead to staining. Cleaners containing chloride (bleach) are not recommended. If used, rinse the surface immediately to prevent corrosion.

Most stainless steel products will scratch from everyday use. However, these scratches will blend over time to create a unique finish.

Support Documents

Installation instructions available at transolid.com

Compliance Certifications -
Meets or Exceeds the Following Specifications
ASME A112.19.3/CSA B45.4

MUSO33229 33" x 22" Offset Single Bowl Stainless Steel Undermount Kitchen Sink

Manufactured from Transolid® 304 stainless steel.
Recommended for new and existing construction

FEATURES

- Meridian Series stainless steel sink.
- 33" x 22"/18²¹/₃₂" x 9" offset single bowl.
- Under counter mount kitchen sink. The rim of the sink is underneath the countertop.
- 16 gauge type 304 stainless steel construction.
- Offset on left side of sink.
- Offset left center drain location.
- 10mm corner radius. 3mm sound deadening pads.
- Brushed finish with highlighted rim.

WARRANTY

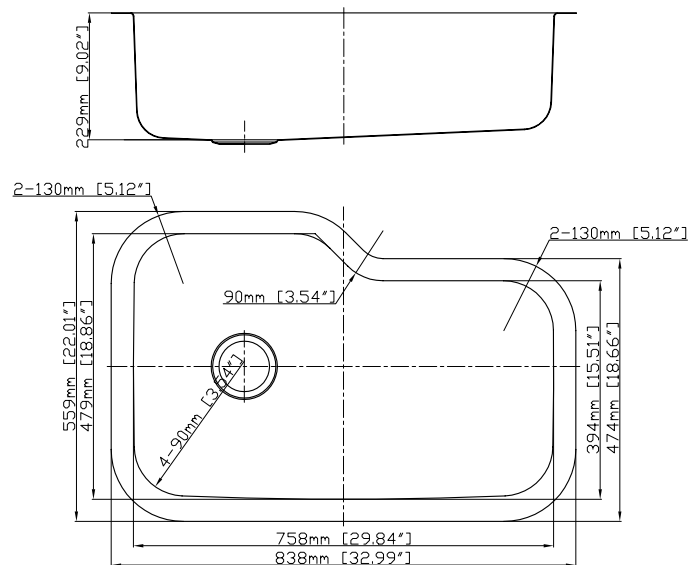
- Lifetime Limited Residential Warranty

COLORS

- Stainless

OPTIONS

- TSGO33221 stainless steel Bottom Sink Grid, TSDIK Universal Sink Drain Installation Kit, 2210 Covered Flip-Top Sink Strainer, 2310 Remote Flip-Top Sink Strainer, 4010 Covered Flip-Top Disposer Strainer, 2012 Standard Sink Strainer, 4000 Soap Dispenser.
See Accessories specification sheets for details.



Specifications

Model	MUSO33229
Overall Dimensions	L33" x W22" / 18 ²¹ / ₃₂ " x D9" 838 x 559 / 474 x 229
Bowl Dimensions	L29 ²⁷ / ₃₂ " x W18 ⁵⁵ / ₆₄ " / 15 ³³ / ₆₄ " x D9" 758 x 559 / 394 x 229
Drain hole:	3 ⁵ / ₈ " (92mm)
Shipping Weight	37 lbs.
Material	16 gauge 304 stainless steel
Installation	under counter mounted
Required	template, included

FINISH
<input type="checkbox"/> Brushed stainless

Compliance Certifications -
Meets or Exceeds the Following Specifications
ASME A112.19.3/CSA B45.4

Maintenance & Cleaning Information

When it comes to maintenance, Transolid® recommends to be consistent in your cleaning. It is better to clean on a more frequent basis and avoid the need for heavy duty cleaning. Make sure your sink is clean and dry when not in use. This is the best method of preventive maintenance. Keep the sink water spot free and shiny by rinsing and towel drying after every use.

Keep your sink clog free to prevent standing water which can lead to mineral deposit build up. If a mineral build up should occur, use a mixture of vinegar and hot water to remove the deposit. Use a soft cloth and liquid detergent on a mirror finish deck. Do not use any abrasive materials on a mirror finish.

Clean stainless steel at least once a week. Apply stainless steel cleaner/polish with a non-abrasive cloth or sponge, working with, not across, the grain. Do not use steel wool, wire brushes or abrasive sponge pads. These will leave an iron residue that will eventually lead to rust and particles that will corrode the sink. Use only non-scratch cleaning pads.

Do not leave any steel or cast iron cookware in the sink for a long period of time. This may leave iron particles that will corrode the sink. Anything left in the sink can trap moisture which will eventually lead to staining. Cleaners containing chloride (bleach) are not recommended. If used, rinse the surface immediately to prevent corrosion.

Most stainless steel products will scratch from everyday use. However, these scratches will blend over time to create a unique finish.

Support Documents

Installation instructions available at transolid.com



MUSS24219 23-5/8" x 21" D-Shape Single Bowl Stainless Steel Undermount Kitchen Sink

Manufactured from Transolid® 304 stainless steel.
Recommended for new and existing construction

FEATURES

- Meridian Series stainless steel sink.
- 23⁵/₈" x 21" x 9" D-shape single bowl.
- Under counter mount kitchen sink. The rim of the sink is underneath the countertop.
- 16 gauge type 304 stainless steel construction.
- Rear center drain location.
- 10mm corner radius. 3mm sound deadening pads.
- Brushed finish with highlighted rim.

WARRANTY

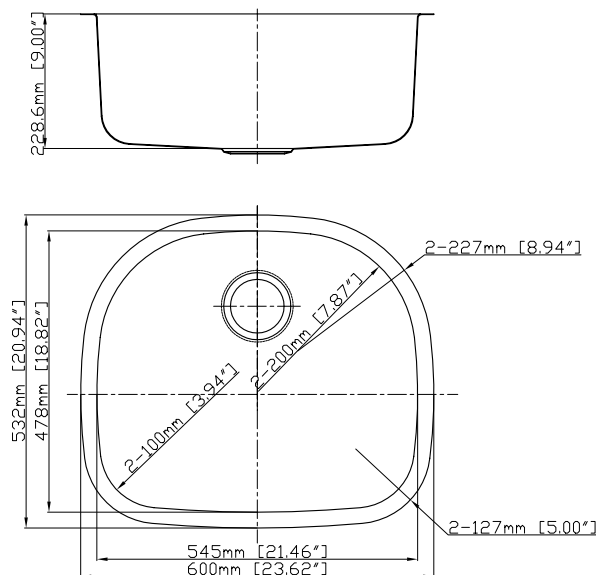
- Lifetime Limited Residential Warranty

COLORS

- Stainless

OPTIONS

- TSG24211 stainless steel Bottom Sink Grid, TSDIK Universal Sink Drain Installation Kit, 2210 Covered Flip-Top Sink Strainer, 2310 Remote Flip-Top Sink Strainer, 4010 Covered Flip-Top Disposer Strainer, 2012 Standard Sink Strainer, 4000 Soap Dispenser.
See Accessories specification sheets for details.



Specifications

Model	MUSS24219
Overall Dimensions	L23 ⁵ / ₈ " x W21" x D9" 600 x 532 x 229
Bowl Dimensions	L21 ²⁹ / ₆₄ " x W18 ¹³ / ₁₆ " x D9" 545 x 478 x 229
Drain hole:	3 ⁵ / ₈ " (92mm)
Shipping Weight	30 lbs.
Material	16 gauge 304 stainless steel
Installation	under counter mounted
Required	template, included

FINISH
<input type="checkbox"/> Brushed stainless

Compliance Certifications -
Meets or Exceeds the Following Specifications
ASME A112.19.3/CSA B45.4

Maintenance & Cleaning Information

When it comes to maintenance, Transolid® recommends to be consistent in your cleaning. It is better to clean on a more frequent basis and avoid the need for heavy duty cleaning. Make sure your sink is clean and dry when not in use. This is the best method of preventive maintenance. Keep the sink water spot free and shiny by rinsing and towel drying after every use.

Keep your sink clog free to prevent standing water which can lead to mineral deposit build up. If a mineral build up should occur, use a mixture of vinegar and hot water to remove the deposit. Use a soft cloth and liquid detergent on a mirror finish deck. Do not use any abrasive materials on a mirror finish.

Clean stainless steel at least once a week. Apply stainless steel cleaner/polish with a non-abrasive cloth or sponge, working with, not across, the grain.

Do not use steel wool, wire brushes or abrasive sponge pads. These will leave an iron residue that will eventually lead to rust and particles that will corrode the sink. Use only non-scratch cleaning pads.

Do not leave any steel or cast iron cookware in the sink for a long period of time. This may leave iron particles that will corrode the sink.

Anything left in the sink can trap moisture which will eventually lead to staining. Cleaners containing chloride (bleach) are not recommended. If used, rinse the surface immediately to prevent corrosion.

Most stainless steel products will scratch from everyday use. However, these scratches will blend over time to create a unique finish.

Support Documents

Installation instructions available at transolid.com

MUSB23189 23-1/8" x 17-7/8" Single Bowl Stainless Steel Undermount Kitchen Sink

Manufactured from Transolid® 304 stainless steel.
Recommended for new and existing construction

FEATURES

- Meridian Series stainless steel sink.
- 23⁷/₆₄" x 17⁵³/₆₄" x 9" single bowl.
- Under counter mount kitchen sink. The rim of the sink is underneath the countertop.
- 16 gauge type 304 stainless steel construction.
- Center drain location.
- 10mm corner radius. 3mm sound deadening pads.
- Brushed finish with highlighted rim.

WARRANTY

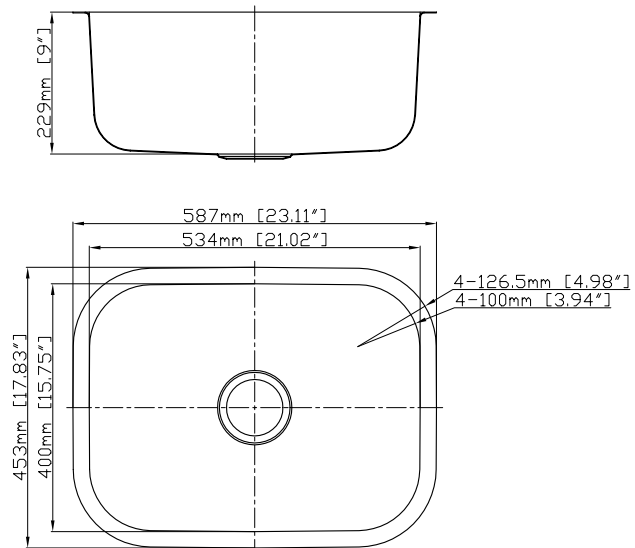
- Lifetime Limited Residential Warranty

COLORS

- Stainless

OPTIONS

- TSGO33221 stainless steel Bottom Sink Grid, TSDIK Universal Sink Drain Installation Kit, 2210 Covered Flip-Top Sink Strainer, 2310 Remote Flip-Top Sink Strainer, 4010 Covered Flip-Top Disposer Strainer, 2012 Standard Sink Strainer, 4000 Soap Dispenser.
See Accessories specification sheets for details.



Specifications

Model	MUSB23189
Overall Dimensions	L23 ⁷ / ₆₄ " x W17 ⁵³ / ₆₄ " x D9" 587 x 453 x 229
Bowl Dimensions	L21 ¹ / ₃₂ " x W15 ³ / ₄ " x D9" 534 x 400 x 229
Drain hole:	3 ⁵ / ₈ " (92mm)
Shipping Weight	28 lbs.
Material	16 gauge 304 stainless steel
Installation	under counter mounted
Required	template, included

FINISH
<input type="checkbox"/> Brushed stainless

Compliance Certifications -
Meets or Exceeds the Following Specifications
ASME A112.19.3/CSA B45.4

Maintenance & Cleaning Information

When it comes to maintenance, Transolid® recommends to be consistent in your cleaning. It is better to clean on a more frequent basis and avoid the need for heavy duty cleaning. Make sure your sink is clean and dry when not in use. This is the best method of preventive maintenance. Keep the sink water spot free and shiny by rinsing and towel drying after every use.

Keep your sink clog free to prevent standing water which can lead to mineral deposit build up. If a mineral build up should occur, use a mixture of vinegar and hot water to remove the deposit. Use a soft cloth and liquid detergent on a mirror finish deck. Do not use any abrasive materials on a mirror finish. Clean stainless steel at least once a week. Apply stainless steel cleaner/polish with a non-abrasive cloth or sponge, working with, not across, the grain. Do not use steel wool, wire brushes or abrasive sponge pads. These will leave an iron residue that will eventually lead to rust and particles that will corrode the sink. Use only non-scratch cleaning pads.

Do not leave any steel or cast iron cookware in the sink for a long period of time. This may leave iron particles that will corrode the sink. Anything left in the sink can trap moisture which will eventually lead to staining. Cleaners containing chloride (bleach) are not recommended. If used, rinse the surface immediately to prevent corrosion.

Most stainless steel products will scratch from everyday use. However, these scratches will blend over time to create a unique finish.

Support Documents

Installation instructions available at transolid.com



MUSB15137 15" x 12-5/8" Bar Single Bowl Stainless Steel Undermount Kitchen Sink

Manufactured from Transolid® 304 stainless steel.
Recommended for new and existing construction

FEATURES

- Meridian Series stainless steel bar sink.
- 15" x 12⁴¹/₆₄" x 7" single bowl.
- Under counter mount kitchen sink. The rim of the sink is underneath the countertop.
- 16 gauge type 304 stainless steel construction.
- Center drain location.
- 10mm corner radius. 3mm sound deadening pads.
- Brushed finish with highlighted rim.

WARRANTY

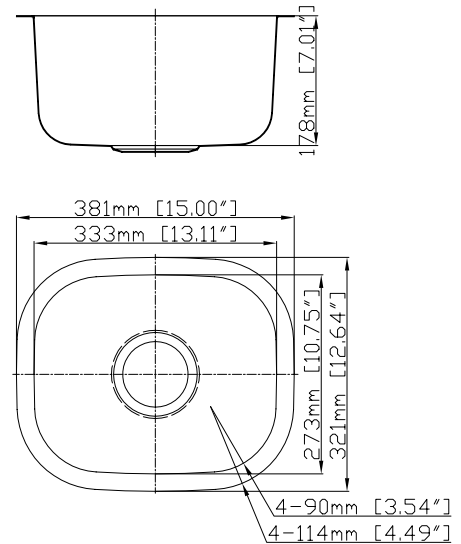
- Lifetime Limited Residential Warranty

COLORS

- Stainless

OPTIONS

- TSG15131 stainless steel Bottom Sink Grid, TSDIK Universal Sink Drain Installation Kit, 2210 Covered Flip-Top Sink Strainer, 2310 Remote Flip-Top Sink Strainer, 4010 Covered Flip-Top Disposer Strainer, 2012 Standard Sink Strainer, 4000 Soap Dispenser.
See Accessories specification sheets for details.



Specifications

Model	MUSB15137
Overall Dimensions	L15" x W12 ⁴¹ / ₆₄ " x D7" 381 x 321 x 178
Bowl Dimensions	L13 ⁷ / ₆₄ " x W10 ³ / ₄ " x D7" 333 x 273 x 178
Drain hole:	3 ⁵ / ₈ " (92mm)
Shipping Weight	15 lbs.
Material	16 gauge 304 stainless steel
Installation	under counter mounted
Required	template, included

	FINISH
<input type="checkbox"/>	Brushed stainless

Compliance Certifications -
Meets or Exceeds the Following Specifications
ASME A112.19.3/CSA B45.4

Maintenance & Cleaning Information

When it comes to maintenance, Transolid® recommends to be consistent in your cleaning. It is better to clean on a more frequent basis and avoid the need for heavy duty cleaning. Make sure your sink is clean and dry when not in use. This is the best method of preventive maintenance. Keep the sink water spot free and shiny by rinsing and towel drying after every use.

Keep your sink clog free to prevent standing water which can lead to mineral deposit build up. If a mineral build up should occur, use a mixture of vinegar and hot water to remove the deposit. Use a soft cloth and liquid detergent on a mirror finish deck. Do not use any abrasive materials on a mirror finish.

Clean stainless steel at least once a week. Apply stainless steel cleaner/polish with a non-abrasive cloth or sponge, working with, not across, the grain.

Do not use steel wool, wire brushes or abrasive sponge pads. These will leave an iron residue that will eventually lead to rust and particles that will corrode the sink. Use only non-scratch cleaning pads.

Do not leave any steel or cast iron cookware in the sink for a long period of time. This may leave iron particles that will corrode the sink.

Anything left in the sink can trap moisture which will eventually lead to staining. Cleaners containing chloride (bleach) are not recommended. If used, rinse the surface immediately to prevent corrosion.

Most stainless steel products will scratch from everyday use. However, these scratches will blend over time to create a unique finish.

Support Documents

Installation instructions available at transolid.com

MUSB19157 18-1/2" x 15" Bar Single Bowl Stainless Steel Undermount Kitchen Sink

Manufactured from Transolid® 304 stainless steel.
Recommended for new and existing construction

FEATURES

- Meridian Series stainless steel bar sink.
- 18¹⁵/₃₂" x 15" x 7" single bowl.
- Under counter mount kitchen sink. The rim of the sink is underneath the countertop.
- 16 gauge type 304 stainless steel construction.
- Offset right center drain location.
- 10mm corner radius. 3mm sound deadening pads.
- Brushed finish with highlighted rim.

WARRANTY

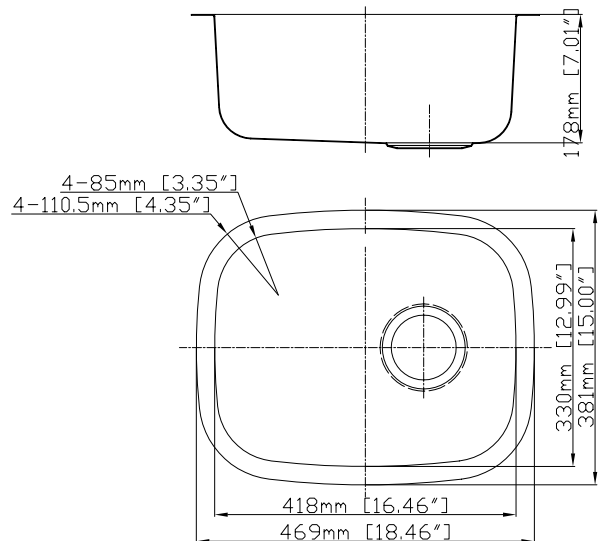
- Lifetime Limited Residential Warranty

COLORS

- Stainless

OPTIONS

- TSGO33221 stainless steel Bottom Sink Grid, TSDIK Universal Sink Drain Installation Kit, 2210 Covered Flip-Top Sink Strainer, 2310 Remote Flip-Top Sink Strainer, 4010 Covered Flip-Top Disposer Strainer, 2012 Standard Sink Strainer, 4000 Soap Dispenser.
See Accessories specification sheets for details.



Specifications

Model	MUSB19157
Overall Dimensions	L18 ¹⁵ / ₃₂ " x W15" x D7" 469 x 381 x 178
Bowl Dimensions	L16 ²⁹ / ₆₄ " x W13" x D7" 418 x 330 x 178
Drain hole:	3 ⁵ / ₈ " (92mm)
Shipping Weight	15 lbs.
Material	16 gauge 304 stainless steel
Installation	under counter mounted
Required	template, included

FINISH
<input type="checkbox"/> Brushed stainless

Compliance Certifications -
Meets or Exceeds the Following Specifications
ASME A112.19.3/CSA B45.4

Maintenance & Cleaning Information

When it comes to maintenance, Transolid® recommends to be consistent in your cleaning. It is better to clean on a more frequent basis and avoid the need for heavy duty cleaning. Make sure your sink is clean and dry when not in use. This is the best method of preventive maintenance. Keep the sink water spot free and shiny by rinsing and towel drying after every use.

Keep your sink clog free to prevent standing water which can lead to mineral deposit build up. If a mineral build up should occur, use a mixture of vinegar and hot water to remove the deposit. Use a soft cloth and liquid detergent on a mirror finish deck. Do not use any abrasive materials on a mirror finish.

Clean stainless steel at least once a week. Apply stainless steel cleaner/polish with a non-abrasive cloth or sponge, working with, not across, the grain.

Do not use steel wool, wire brushes or abrasive sponge pads. These will leave an iron residue that will eventually lead to rust and particles that will corrode the sink. Use only non-scratch cleaning pads.

Do not leave any steel or cast iron cookware in the sink for a long period of time. This may leave iron particles that will corrode the sink.

Anything left in the sink can trap moisture which will eventually lead to staining. Cleaners containing chloride (bleach) are not recommended. If used, rinse the surface immediately to prevent corrosion.

Most stainless steel products will scratch from everyday use. However, these scratches will blend over time to create a unique finish.

Support Documents

Installation instructions available at transolid.com



MUSB17189 16-1/2" x 18" Bar Single Bowl Stainless Steel Undermount Kitchen Sink

Manufactured from Transolid® 304 stainless steel.
Recommended for new and existing construction

FEATURES

- Meridian Series stainless steel bar sink.
- 16^{17/32}" x 17^{63/64}" x 9" single bowl.
- Under counter mount kitchen sink. The rim of the sink is underneath the countertop.
- 16 gauge type 304 stainless steel construction.
- Center drain location.
- 10mm corner radius. 3mm sound deadening pads.
- Brushed finish with highlighted rim.

WARRANTY

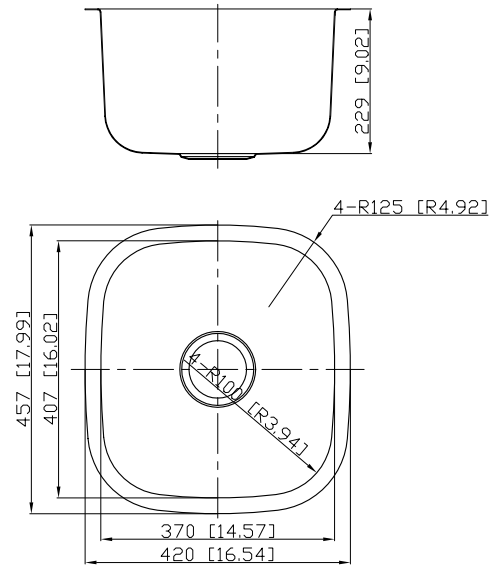
- Lifetime Limited Residential Warranty

COLORS

- Stainless

OPTIONS

- TSG15131 stainless steel Bottom Sink Grid, TSDIK Universal Sink Drain Installation Kit, 2210 Covered Flip-Top Sink Strainer, 2310 Remote Flip-Top Sink Strainer, 4010 Covered Flip-Top Disposer Strainer, 2012 Standard Sink Strainer, 4000 Soap Dispenser.
See Accessories specification sheets for details.



Specifications

Model	MUSB17189
Overall Dimensions	L16 ^{17/32} " x W17 ^{63/64} " x D9" 420 x 457 x 229
Bowl Dimensions	L14 ^{9/16} " x W16 ^{1/32} " x D9" 370 x 407 x 229
Drain hole:	3 ^{5/8} " (92mm)
Shipping Weight	15 lbs.
Material	16 gauge 304 stainless steel
Installation	under counter mounted
Required	template, included

FINISH
<input type="checkbox"/> Brushed stainless

Compliance Certifications -
Meets or Exceeds the Following Specifications
ASME A112.19.3/CSA B45.4

Maintenance & Cleaning Information

When it comes to maintenance, Transolid® recommends to be consistent in your cleaning. It is better to clean on a more frequent basis and avoid the need for heavy duty cleaning. Make sure your sink is clean and dry when not in use. This is the best method of preventive maintenance. Keep the sink water spot free and shiny by rinsing and towel drying after every use. Keep your sink clog free to prevent standing water which can lead to mineral deposit build up. If a mineral build up should occur, use a mixture of vinegar and hot water to remove the deposit. Use a soft cloth and liquid detergent on a mirror finish deck. Do not use any abrasive materials on a mirror finish. Clean stainless steel at least once a week. Apply stainless steel cleaner/polish with a non-abrasive cloth or sponge, working with, not across, the grain. Do not use steel wool, wire brushes or abrasive sponge pads. These will leave an iron residue that will eventually lead to rust and particles that will corrode the sink. Use only non-scratch cleaning pads. Do not leave any steel or cast iron cookware in the sink for a long period of time. This may leave iron particles that will corrode the sink. Anything left in the sink can trap moisture which will eventually lead to staining. Cleaners containing chloride (bleach) are not recommended. If used, rinse the surface immediately to prevent corrosion. Most stainless steel products will scratch from everyday use. However, these scratches will blend over time to create a unique finish.

Support Documents

Installation instructions available at transolid.com

MTDD33229 33" x 22" Equal Double Bowl Stainless Steel Top Mount Kitchen Sink

Manufactured from Transolid 304 stainless steel.
Recommended for new and existing construction

FEATURES

- Meridian Series stainless steel sink.
- 32⁶³/₆₄" x 22¹/₆₄" x 9" equal double bowls.
- Top mount kitchen sink. The rim of the sink sits on the countertop
- 16 gauge type 304 stainless steel construction.
- Center drain location.
- 10mm corner radius. 3mm sound deadening pads.
- Brushed finish with highlighted rim.

WARRANTY

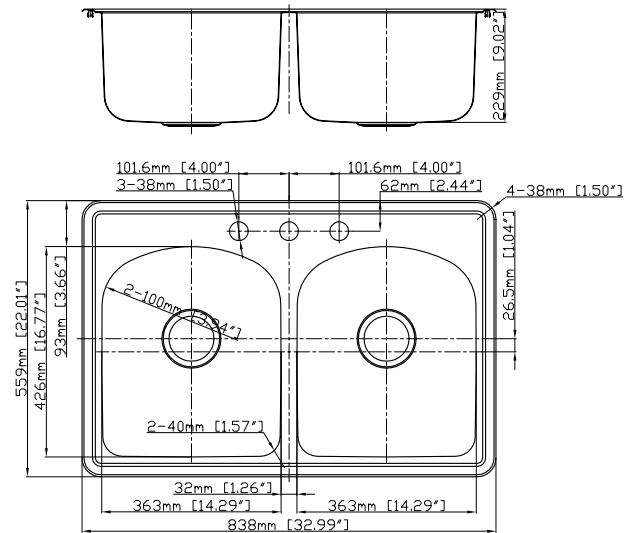
- Lifetime Limited Residential Warranty

COLORS

- Stainless

OPTIONS

- TSG332D2 stainless steel Bottom Sink Grid Set, TSDIK Universal Sink Drain Installation Kit, 2210 Covered Flip-Top Sink Strainer, 2310 Remote Flip-Top Sink Strainer, 4010 Covered Flip-Top Disposer Strainer, 2012 Standard Sink Strainer, 4000 Soap Dispenser.
See Accessories specification sheets for details.



Specifications

Model	MTDD33229
Overall Dimensions	L32 ⁶³ / ₆₄ " x W22 ¹ / ₆₄ " x D9" 838 x 559 x 229
Bowl Dimensions (Left)	L14 ¹⁹ / ₆₄ " x W16 ⁴⁹ / ₆₄ " x D9" 363 x 426 x 229
Bowl Dimensions (Right)	L14 ¹⁹ / ₆₄ " x W16 ⁴⁹ / ₆₄ " x D9" 363 x 426 x 229
Drain holes:	3 ⁵ / ₈ " (92mm)
Shipping Weight	37 lbs.
Material	16 gauge 304 stainless steel
Installation	counter top mounted
Required	template, included

Faucet Hole Drillings
<input type="checkbox"/> 1 Hole
<input type="checkbox"/> 2 Holes
<input type="checkbox"/> 2 Holes - MR2
<input type="checkbox"/> 3 Holes
<input type="checkbox"/> 4 Holes
<input type="checkbox"/> 5 Holes

FINISH
<input type="checkbox"/> Brushed stainless

See specification sheet for faucet hole drilling configurations for this sink

Maintenance & Cleaning Information

When it comes to maintenance, Transolid® recommends to be consistent in your cleaning. It is better to clean on a more frequent basis and avoid the need for heavy duty cleaning. Make sure your sink is clean and dry when not in use. This is the best method of preventive maintenance. Keep the sink water spot free and shiny by rinsing and towel drying after every use. Keep your sink clog free to prevent standing water which can lead to mineral deposit build up. If a mineral build up should occur, use a mixture of vinegar and hot water to remove the deposit. Use a soft cloth and liquid detergent on a mirror finish deck. Do not use any abrasive materials on a mirror finish. Clean stainless steel at least once a week. Apply stainless steel cleaner/polish with a non-abrasive cloth or sponge, working with, not across, the grain. Do not use steel wool, wire brushes or abrasive sponge pads. These will leave an iron residue that will eventually lead to rust and particles that will corrode the sink. Use only non-scratch cleaning pads. Do not leave any steel or cast iron cookware in the sink for a long period of time. This may leave iron particles that will corrode the sink. Anything left in the sink can trap moisture which will eventually lead to staining. Cleaners containing chloride (bleach) are not recommended. If used, rinse the surface immediately to prevent corrosion. Most stainless steel products will scratch from everyday use. However, these scratches will blend over time to create a unique finish.

Support Documents

Installation instructions available at transolid.com

Compliance Certifications -

Meets or Exceeds the Following Specifications

ASME A112.19.3/CSA B45.4



MTSO33229 33" x 22" Offset Single Bowl Stainless Steel Top Mount Kitchen Sink

Manufactured from Transolid 304 stainless steel.
Recommended for new and existing construction

FEATURES

- Meridian Series stainless steel sink.
- 32^{63/64}" x 22^{1/64}" x 9" single bowl.
- Top mount kitchen sink. The rim of the sink sits on the countertop
- 16 gauge type 304 stainless steel construction.
- Offset left center drain location.
- 10mm corner radius. 3mm sound deadening pads.
- Brushed finish with highlighted rim.

WARRANTY

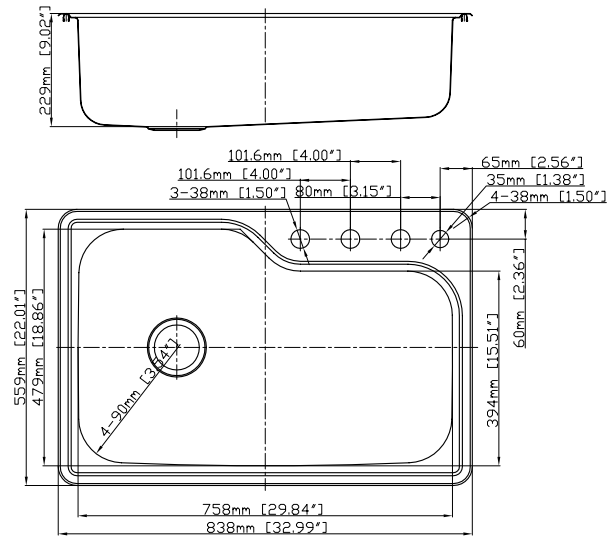
- Lifetime Limited Residential Warranty

COLORS

- Stainless

OPTIONS

- TSG332201 stainless steel Bottom Sink Grid, TSDIK Universal Sink Drain Installation Kit, 2210 Covered Flip-Top Sink Strainer, 2310 Remote Flip-Top Sink Strainer, 4010 Covered Flip-Top Disposer Strainer, 2012 Standard Sink Strainer, 4000 Soap Dispenser.
See Accessories specification sheets for details.



Specifications

Model	MTSO33229
Overall Dimensions	L32 ^{63/64} " x W22 ^{1/64} " x D9"
Bowl Dimensions	L29 ^{27/32} " x W18 ^{55/64} " / 15 ^{33/64} " x D9"
Drain holes:	3 ^{5/8} " (92mm)
Shipping Weight	30 lbs.
Material	16 gauge 304 stainless steel
Installation	counter top mounted
Required	template, included

	Faucet Hole Drillings
<input type="checkbox"/>	1 Hole
<input type="checkbox"/>	2 Holes
<input type="checkbox"/>	3 Holes
<input type="checkbox"/>	3 Holes MR3
<input type="checkbox"/>	4 Holes

	FINISH
<input type="checkbox"/>	Brushed stainless

See specification sheet for faucet hole drilling configurations for this sink

Maintenance & Cleaning Information

When it comes to maintenance, Transolid® recommends to be consistent in your cleaning. It is better to clean on a more frequent basis and avoid the need for heavy duty cleaning. Make sure your sink is clean and dry when not in use. This is the best method of preventive maintenance. Keep the sink water spot free and shiny by rinsing and towel drying after every use.

Keep your sink clog free to prevent standing water which can lead to mineral deposit build up. If a mineral build up should occur, use a mixture of vinegar and hot water to remove the deposit. Use a soft cloth and liquid detergent on a mirror finish deck. Do not use any abrasive materials on a mirror finish.

Clean stainless steel at least once a week. Apply stainless steel cleaner/polish with a non-abrasive cloth or sponge, working with, not across, the grain.

Do not use steel wool, wire brushes or abrasive sponge pads. These will leave an iron residue that will eventually lead to rust and particles that will corrode the sink. Use only non-scratch cleaning pads.

Do not leave any steel or cast iron cookware in the sink for a long period of time. This may leave iron particles that will corrode the sink.

Anything left in the sink can trap moisture which will eventually lead to staining. Cleaners containing chloride (bleach) are not recommended. If used, rinse the surface immediately to prevent corrosion.

Most stainless steel products will scratch from everyday use. However, these scratches will blend over time to create a unique finish.

Support Documents

Installation instructions available at transolid.com

Compliance Certifications -

Meets or Exceeds the Following Specifications
ASME A112.19.3/CSA B45.4

MTSO25229 25" x 22" Offset Single Bowl Stainless Steel Top Mount Kitchen Sink

Manufactured from Transolid® 304 stainless steel.
Recommended for new and existing construction

FEATURES

- Meridian Series stainless steel sink.
- 25" x 22¹/₄" x 9" single bowl.
- Top mount kitchen sink. The rim of the sink sits on the countertop
- 16 gauge type 304 stainless steel construction.
- Center drain location.
- 10mm corner radius. 3mm sound deadening pads.
- Brushed finish with highlighted rim.

WARRANTY

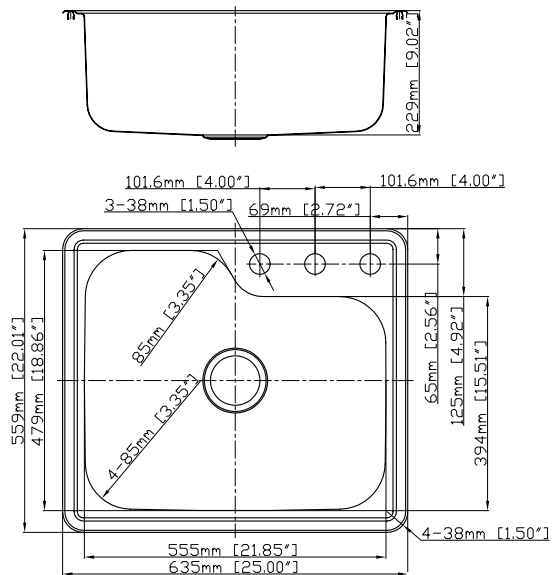
- Lifetime Limited Residential Warranty

COLORS

- Stainless

OPTIONS

- TSG2522O1 stainless steel Bottom Sink Grid, TSDIK Universal Sink Drain Installation Kit, 2210 Covered Flip-Top Sink Strainer, 2310 Remote Flip-Top Sink Strainer, 4010 Covered Flip-Top Disposer Strainer, 2012 Standard Sink Strainer, 4000 Soap Dispenser.
See Accessories specification sheets for details.



Specifications

Model	MTSO25229
Overall Dimensions	L25" x W22 ¹ / ₄ " x D9" 635 x 559 x 229
Bowl Dimensions	L21 ²⁷ / ₃₂ " x W18 ⁵⁵ / ₆₄ " / 15 ³³ / ₆₄ " x D9" 555 x 479 / 394 x 229
Drain holes:	3 ⁵ / ₈ " (92mm)
Shipping Weight	23 lbs.
Material	16 gauge 304 stainless steel
Installation	counter top mounted
Required	template, included

	Faucet Hole Drillings
<input type="checkbox"/>	1 Hole
<input type="checkbox"/>	2 Holes
<input type="checkbox"/>	2 Holes MR2
<input type="checkbox"/>	3 Holes

See specification sheet for faucet hole drilling configuratons for this sink

	FINISH
<input type="checkbox"/>	Brushed stainless

Maintenance & Cleaning Information

When it comes to maintenance, Transolid® recommends to be consistent in your cleaning. It is better to clean on a more frequent basis and avoid the need for heavy duty cleaning. Make sure your sink is clean and dry when not in use. This is the best method of preventive maintenance. Keep the sink water spot free and shiny by rinsing and towel drying after every use.

Keep your sink clog free to prevent standing water which can lead to mineral deposit build up. If a mineral build up should occur, use a mixture of vinegar and hot water to remove the deposit. Use a soft cloth and liquid detergent on a mirror finish deck. Do not use any abrasive materials on a mirror finish.

Clean stainless steel at least once a week. Apply stainless steel cleaner/polish with a non-abrasive cloth or sponge, working with, not across, the grain.

Do not use steel wool, wire brushes or abrasive sponge pads. These will leave an iron residue that will eventually lead to rust and particles that will corrode the sink. Use only non-scratch cleaning pads.

Do not leave any steel or cast iron cookware in the sink for a long period of time. This may leave iron particles that will corrode the sink.

Anything left in the sink can trap moisture which will eventually lead to staining. Cleaners containing chloride (bleach) are not recommended. If used, rinse the surface immediately to prevent corrosion.

Most stainless steel products will scratch from everyday use. However, these scratches will blend over time to create a unique finish.

Support Documents

Installation instructions available at transolid.com

Compliance Certifications -

Meets or Exceeds the Following Specifications

ASME A112.19.3/CSA B45.4



MTSO252212 25" x 22" Offset Laundry Single Bowl Stainless Steel Top Mount Kitchen Sink

FEATURES

Manufactured from Transolid® 304 stainless steel.
Recommended for new and existing construction

- Meridian Series stainless steel sink.
- 25" x 22¹/₄" x 12" single bowl.
- Extra deep bowl makes it ideal for use as a laundry sink.
- Top mount kitchen sink. The rim of the sink sits on the countertop
- 16 gauge type 304 stainless steel construction.
- Center drain location.
- 10mm corner radius. 3mm sound deadening pads.
- Brushed finish with highlighted rim.

WARRANTY

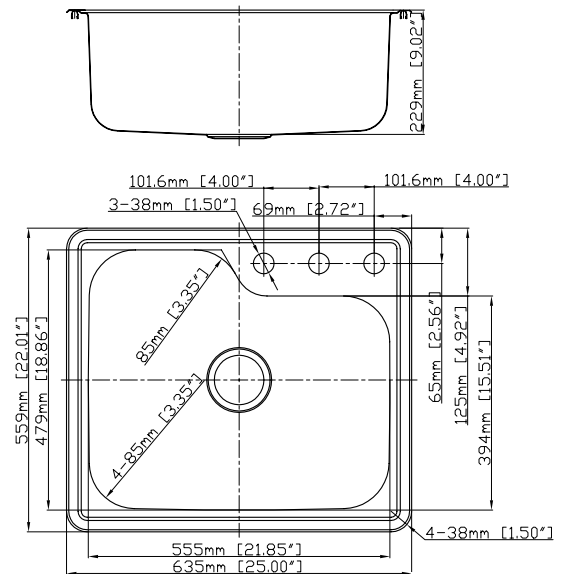
- Lifetime Limited Residential Warranty

COLORS

- Stainless

OPTIONS

- TSG252201 stainless steel Bottom Sink Grid, TSDIK Universal Sink Drain Installation Kit, 2210 Covered Flip-Top Sink Strainer, 2310 Remote Flip-Top Sink Strainer, 4010 Covered Flip-Top Disposer Strainer, 2012 Standard Sink Strainer, 4000 Soap Dispenser.
See Accessories specification sheets for details.



Specifications

Model	MTSO252212
Overall Dimensions	L25" x W22 ¹ / ₄ " x D12" 635 x 559 x 305
Bowl Dimensions	L21 ²⁷ / ₃₂ " x W18 ⁵⁵ / ₆₄ " / 15 ³³ / ₆₄ " x D12" 555 x 479 / 394 x 305
Drain holes:	3 ⁵ / ₈ " (92mm)
Shipping Weight	24 lbs.
Material	16 gauge 304 stainless steel
Installation	counter top mounted
Required	template, included

	Faucet Hole Drillings
<input type="checkbox"/>	1 Hole
<input type="checkbox"/>	2 Holes
<input type="checkbox"/>	2 Holes MR2
<input type="checkbox"/>	3 Holes

See specification sheet for faucet hole drilling configurations for this sink

	FINISH
<input type="checkbox"/>	Brushed stainless

Maintenance & Cleaning Information

When it comes to maintenance, Transolid® recommends to be consistent in your cleaning. It is better to clean on a more frequent basis and avoid the need for heavy duty cleaning. Make sure your sink is clean and dry when not in use. This is the best method of preventive maintenance. Keep the sink water spot free and shiny by rinsing and towel drying after every use.

Keep your sink clog free to prevent standing water which can lead to mineral deposit build up. If a mineral build up should occur, use a mixture of vinegar and hot water to remove the deposit. Use a soft cloth and liquid detergent on a mirror finish deck. Do not use any abrasive materials on a mirror finish. Clean stainless steel at least once a week. Apply stainless steel cleaner/polish with a non-abrasive cloth or sponge, working with, not across, the grain. Do not use steel wool, wire brushes or abrasive sponge pads. These will leave an iron residue that will eventually lead to rust and particles that will corrode the sink. Use only non-scratch cleaning pads.

Do not leave any steel or cast iron cookware in the sink for a long period of time. This may leave iron particles that will corrode the sink.

Anything left in the sink can trap moisture which will eventually lead to staining. Cleaners containing chloride (bleach) are not recommended. If used, rinse the surface immediately to prevent corrosion.

Most stainless steel products will scratch from everyday use. However, these scratches will blend over time to create a unique finish.

Support Documents

Installation instructions available at transolid.com

Compliance Certifications -

Meets or Exceeds the Following Specifications

ASME A112.19.3/CSA B45.4

CUDE32188 32-3/8" x 18-1/8" Equal Double Bowl Stainless Steel Undermount Kitchen Sink

Manufactured from Transolid® 304 stainless steel.
Recommended for new and existing construction

FEATURES

- Classic Series stainless steel sink.
- 32¹³/₃₂" x 18⁷/₆₄" x 8" equal double bowls.
- Under counter mount kitchen sink. The rim of the sink is underneath the countertop.
- 18 gauge type 304 stainless steel construction.
- Rear center drain location.
- 15mm corner radius. 3mm sound deadening pads.
- Brushed finish.

WARRANTY

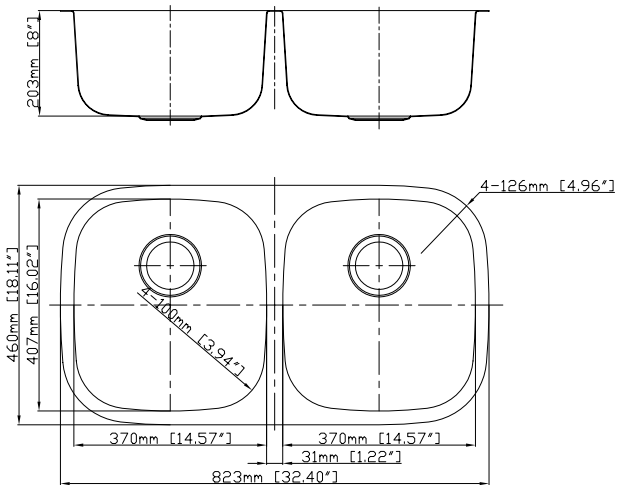
- Lifetime Limited Residential Warranty

COLORS

- Stainless

OPTIONS

- TSDIK Universal Sink Drain Installation Kit, 2210 Covered Flip-Top Sink Strainer, 2310 Remote Flip-Top Sink Strainer, 4010 Covered Flip-Top Disposer Strainer, 2012 Standard Sink Strainer, 4000 Soap Dispenser.
See Accessories specification sheets for details.



Specifications

Model	CUDE32188
Overall Dimensions	L32 ¹³ / ₃₂ " x W18 ⁷ / ₆₄ " x D8" 823 x 460 x 203
Bowl Dimensions (Left)	L14 ⁹ / ₁₆ " x W16 ¹ / ₃₂ " x D8" 370 x 407 x 203
Bowl Dimensions (Right)	L14 ⁹ / ₁₆ " x W16 ¹ / ₃₂ " x D8" 370 x 407 x 203
Drain holes:	3 ⁵ / ₈ " (92mm)
Shipping Weight	23 lbs.
Material	18 gauge 304 stainless steel
Installation	under counter mounted
Required	template, included

FINISH
<input type="checkbox"/> Brushed stainless

**Compliance Certifications -
Meets or Exceeds the Following Specifications**
ASME A112.19.3/CSA B45.4

Maintenance & Cleaning Information

When it comes to maintenance, Transolid® recommends to be consistent in your cleaning. It is better to clean on a more frequent basis and avoid the need for heavy duty cleaning. Make sure your sink is clean and dry when not in use. This is the best method of preventive maintenance. Keep the sink water spot free and shiny by rinsing and towel drying after every use. Keep your sink clog free to prevent standing water which can lead to mineral deposit build up. If a mineral build up should occur, use a mixture of vinegar and hot water to remove the deposit. Use a soft cloth and liquid detergent on a mirror finish deck. Do not use any abrasive materials on a mirror finish. Clean stainless steel at least once a week. Apply stainless steel cleaner/polish with a non-abrasive cloth or sponge, working with, not across, the grain. Do not use steel wool, wire brushes or abrasive sponge pads. These will leave an iron residue that will eventually lead to rust and particles that will corrode the sink. Use only non-scratch cleaning pads. Do not leave any steel or cast iron cookware in the sink for a long period of time. This may leave iron particles that will corrode the sink. Anything left in the sink can trap moisture which will eventually lead to staining. Cleaners containing chloride (bleach) are not recommended. If used, rinse the surface immediately to prevent corrosion. Most stainless steel products will scratch from everyday use. However, these scratches will blend over time to create a unique finish.

Support Documents

Installation instructions available at transolid.com

Manufactured from Transolid® 304 stainless steel.
Recommended for new and existing construction

FEATURES

- Classic Series stainless steel sink.
- 32¹³/₃₂" x 18⁷/₆₄" x 5" equal double bowls.
- Under counter mount kitchen sink. The rim of the sink is underneath the countertop.
- 18 gauge type 304 stainless steel construction.
- ADA complaint.
- Rear center drain location.
- 15mm corner radius. 3mm sound deadening pads.
- Brushed finish.

WARRANTY

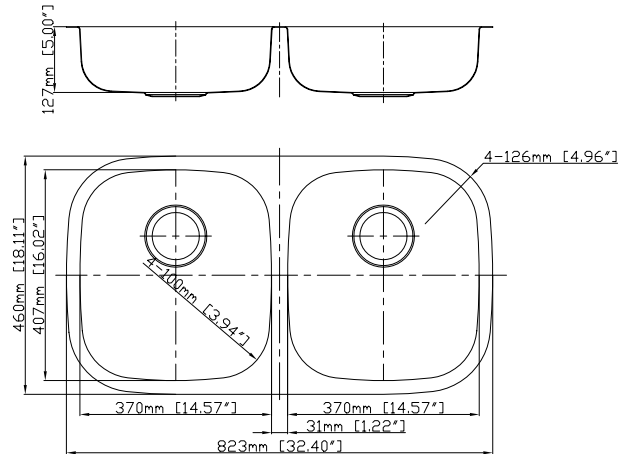
- Lifetime Limited Residential Warranty

COLORS

- Stainless

OPTIONS

- TSDIK Universal Sink Drain Installation Kit, 2210 Covered Flip-Top Sink Strainer, 2310 Remote Flip-Top Sink Strainer, 4010 Covered Flip-Top Disposer Strainer, 2012 Standard Sink Strainer, 4000 Soap Dispenser.
See Accessories specification sheets for details.



Specifications

Model	CUDE32185
Overall Dimensions	L32 ¹³ / ₃₂ " x W18 ⁷ / ₆₄ " x D5" 823 x 460 x 127
Bowl Dimensions (Left)	L14 ⁹ / ₁₆ " x W16 ¹ / ₃₂ " x D5" 370 x 407 x 127
Bowl Dimensions (Right)	L14 ⁹ / ₁₆ " x W16 ¹ / ₃₂ " x D5" 370 x 407 x 127
Drain holes:	3 ⁵ / ₈ " (92mm)
Shipping Weight	20 lbs.
Material	18 gauge 304 stainless steel
Installation	under counter mounted
Required	template, included

FINISH
<input type="checkbox"/> Brushed stainless

Compliance Certifications -

Meets or Exceeds the Following Specifications

ASME A112.19.3/CSA B45.4



This sink is compliant to ADA and ANSI/ICC A117.1 accessibility requirements when installed according to the requirements outlined in these standards.

Maintenance & Cleaning Information

When it comes to maintenance, Transolid® recommends to be consistent in your cleaning. It is better to clean on a more frequent basis and avoid the need for heavy duty cleaning. Make sure your sink is clean and dry when not in use. This is the best method of preventive maintenance. Keep the sink water spot free and shiny by rinsing and towel drying after every use. Keep your sink clog free to prevent standing water which can lead to mineral deposit build up. If a mineral build up should occur, use a mixture of vinegar and hot water to remove the deposit. Use a soft cloth and liquid detergent on a mirror finish deck. Do not use any abrasive materials on a mirror finish. Clean stainless steel at least once a week. Apply stainless steel cleaner/polish with a non-abrasive cloth or sponge, working with, not across, the grain. Do not use steel wool, wire brushes or abrasive sponge pads. These will leave an iron residue that will eventually lead to rust and particles that will corrode the sink. Use only non-scratch cleaning pads. Do not leave any steel or cast iron cookware in the sink for a long period of time. This may leave iron particles that will corrode the sink. Anything left in the sink can trap moisture which will eventually lead to staining. Cleaners containing chloride (bleach) are not recommended. If used, rinse the surface immediately to prevent corrosion. Most stainless steel products will scratch from everyday use. However, these scratches will blend over time to create a unique finish.

Support Documents

Installation instructions available at transolid.com

CTDE33228 33" x 22" Equal Double Bowl Stainless Steel Top Mount Kitchen Sink

Manufactured from Transolid® 304 stainless steel.
Recommended for new and existing construction

FEATURES

- Classic Series stainless steel sink.
- 32⁶³/₆₄" x 22¹/₆₄" x 8" equal double bowls.
- Top mount kitchen sink. The rim of the sink sits on the countertop
- 18 gauge type 304 stainless steel construction.
- Center drain location.
- 15mm corner radius. 3mm sound deadening pads.
- Brushed finish.

WARRANTY

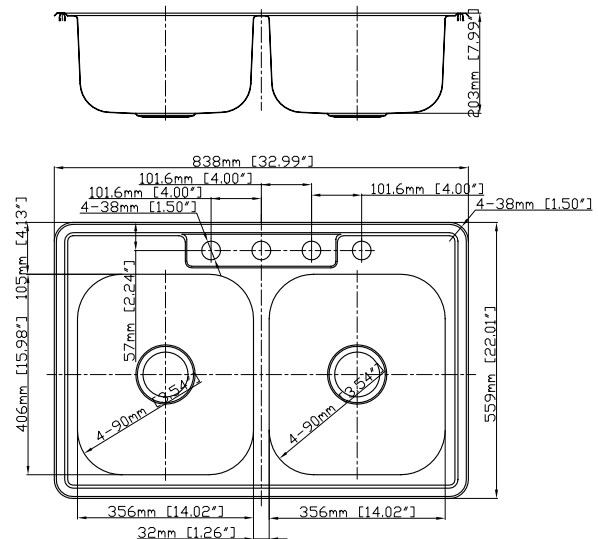
- Lifetime Limited Residential Warranty

COLORS

- Stainless

OPTIONS

- TSDIK Universal Sink Drain Installation Kit, 2210 Covered Flip-Top Sink Strainer, 2310 Remote Flip-Top Sink Strainer, 4010 Covered Flip-Top Disposer Strainer, 2012 Standard Sink Strainer, 4000 Soap Dispenser.
See Accessories specification sheets for details.



Specifications

Model	CTDE33228
Overall Dimensions	L32 ⁶³ / ₆₄ " x W22 ¹ / ₆₄ " x D8" 838 x 559 x 203
Bowl Dimensions (Left)	L14 ¹ / ₆₄ " x W15 ⁶³ / ₆₄ " x D8" 356 x 406 x 203
Bowl Dimensions (Right)	L14 ¹ / ₆₄ " x W15 ⁶³ / ₆₄ " x D8" 356 x 406 x 203
Drain holes:	3 ⁵ / ₈ " (92mm)
Shipping Weight	23 lbs.
Material	18 gauge 304 stainless steel
Installation	counter top mounted
Required	template, included

Faucet Hole Drillings
<input type="checkbox"/> 1 Hole
<input type="checkbox"/> 2 Holes
<input type="checkbox"/> 2 Holes - MR2
<input type="checkbox"/> 3 Holes
<input type="checkbox"/> 4 Holes
<input type="checkbox"/> 5 Holes

FINISH
<input type="checkbox"/> Brushed stainless

See specification sheet for faucet hole drilling configurations for this sink

Maintenance & Cleaning Information

When it comes to maintenance, Transolid® recommends to be consistent in your cleaning. It is better to clean on a more frequent basis and avoid the need for heavy duty cleaning. Make sure your sink is clean and dry when not in use. This is the best method of preventive maintenance. Keep the sink water spot free and shiny by rinsing and towel drying after every use.

Keep your sink clog free to prevent standing water which can lead to mineral deposit build up. If a mineral build up should occur, use a mixture of vinegar and hot water to remove the deposit. Use a soft cloth and liquid detergent on a mirror finish deck. Do not use any abrasive materials on a mirror finish.

Clean stainless steel at least once a week. Apply stainless steel cleaner/polish with a non-abrasive cloth or sponge, working with, not across, the grain. Do not use steel wool, wire brushes or abrasive sponge pads. These will leave an iron residue that will eventually lead to rust and particles that will corrode the sink. Use only non-scratch cleaning pads.

Do not leave any steel or cast iron cookware in the sink for a long period of time. This may leave iron particles that will corrode the sink. Anything left in the sink can trap moisture which will eventually lead to staining. Cleaners containing chloride (bleach) are not recommended. If used, rinse the surface immediately to prevent corrosion.

Most stainless steel products will scratch from everyday use. However, these scratches will blend over time to create a unique finish.

Support Documents

Installation instructions available at transolid.com

Compliance Certifications -

Meets or Exceeds the Following Specifications
ASME A112.19.3/CSA B45.4



CTDD33228 33" x 22" Offset 75/25 Double Bowl Stainless Steel Top Mount Kitchen Sink

Manufactured from Transolid® 304 stainless steel.
Recommended for new and existing construction

FEATURES

- Classic Series stainless steel sink.
- 32⁶³/₆₄" x 22¹/₆₄" x 8" offset 75/25 double bowls.
- Top mount kitchen sink. The rim of the sink sits on the countertop
- 18 gauge type 304 stainless steel construction.
- Small sink on right.
- Rear center drain location.
- 15mm corner radius. 3mm sound deadening pads.
- Brushed finish.

WARRANTY

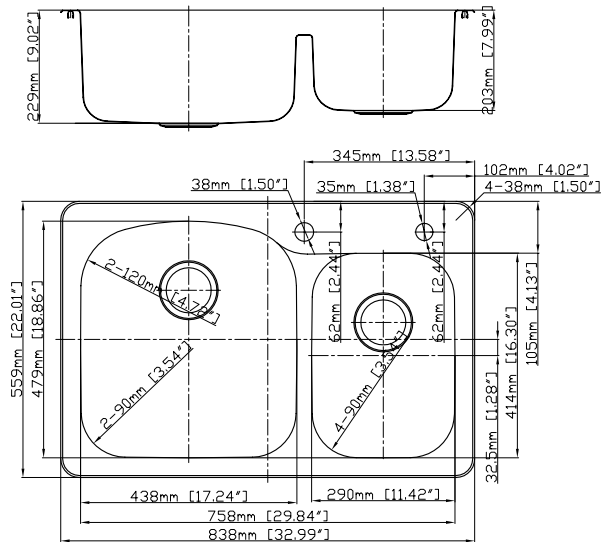
- Lifetime Limited Residential Warranty

COLORS

- Stainless

OPTIONS

- TSDIK Universal Sink Drain Installation Kit, 2210 Covered Flip-Top Sink Strainer, 2310 Remote Flip-Top Sink Strainer, 4010 Covered Flip-Top Disposer Strainer, 2012 Standard Sink Strainer, 4000 Soap Dispenser.
See Accessories specification sheets for details.



Specifications

Model	CTDD33228
Overall Dimensions	L32 ⁶³ / ₆₄ " x W22 ¹ / ₆₄ " x D9" 838 x 559 x 229
Bowl Dimensions (Left)	L17 ¹ / ₄ " x W18 ⁵⁵ / ₆₄ " x D9" 438 x 479 x 229
Bowl Dimensions (Right)	L11 ³ / ₈ " x W16 ¹ / ₄ " x D8" 290 x 414 x 203
Drain holes:	3 ⁵ / ₈ " (92mm)
Shipping Weight	23 lbs.
Material	18 gauge 304 stainless steel
Installation	counter top mounted
Required	template, included

Faucet Hole Drillings
<input type="checkbox"/> 1 Hole
<input type="checkbox"/> 2 Holes

FINISH
<input type="checkbox"/> Brushed stainless

See specification sheet for faucet hole drilling configurations for this sink

Maintenance & Cleaning Information

When it comes to maintenance, Transolid® recommends to be consistent in your cleaning. It is better to clean on a more frequent basis and avoid the need for heavy duty cleaning. Make sure your sink is clean and dry when not in use. This is the best method of preventive maintenance. Keep the sink water spot free and shiny by rinsing and towel drying after every use.

Keep your sink clog free to prevent standing water which can lead to mineral deposit build up. If a mineral build up should occur, use a mixture of vinegar and hot water to remove the deposit. Use a soft cloth and liquid detergent on a mirror finish deck. Do not use any abrasive materials on a mirror finish.

Clean stainless steel at least once a week. Apply stainless steel cleaner/polish with a non-abrasive cloth or sponge, working with, not across, the grain.

Do not use steel wool, wire brushes or abrasive sponge pads. These will leave an iron residue that will eventually lead to rust and particles that will corrode the sink. Use only non-scratch cleaning pads.

Do not leave any steel or cast iron cookware in the sink for a long period of time. This may leave iron particles that will corrode the sink.

Anything left in the sink can trap moisture which will eventually lead to staining. Cleaners containing chloride (bleach) are not recommended. If used, rinse the surface immediately to prevent corrosion.

Most stainless steel products will scratch from everyday use. However, these scratches will blend over time to create a unique finish.

Support Documents

Installation instructions available at transolid.com

Compliance Certifications -

Meets or Exceeds the Following Specifications

ASME A112.19.3/CSA B45.4

CTSB25228 25" x 22" Single Bowl Stainless Steel Top Mount Kitchen Sink

FEATURES

Manufactured from Transolid® 304 stainless steel.
Recommended for new and existing construction

- Classic Series stainless steel sink.
- 25" x 22¹/₄" x 8" single bowl.
- Top mount kitchen sink. The rim of the sink sits on the countertop
- 18 gauge type 304 stainless steel construction.
- Center drain location.
- 15mm corner radius. 3mm sound deadening pads.
- Brushed finish.

WARRANTY

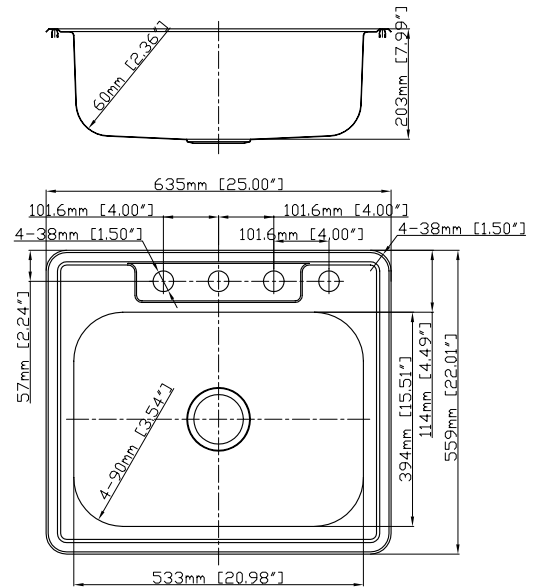
- Lifetime Limited Residential Warranty

COLORS

- Stainless

OPTIONS

- TSDIK Universal Sink Drain Installation Kit, 2210 Covered Flip-Top Sink Strainer, 2310 Remote Flip-Top Sink Strainer, 4010 Covered Flip-Top Disposer Strainer, 2012 Standard Sink Strainer, 4000 Soap Dispenser.
See Accessories specification sheets for details.



Specifications

Model	CTSB25228
Overall Dimensions	L25" x W22 ¹ / ₄ " x D8" 635 x 559 x 203
Bowl Dimensions	L20 ⁶ / ₁₆ " x W15 ³ / ₁₆ " x D8" 533 x 394 x 229
Drain holes:	3 ⁵ / ₈ " (92mm)
Shipping Weight	15 lbs.
Material	18 gauge 304 stainless steel
Installation	counter top mounted
Required	template, included

	Faucet Hole Drillings
<input type="checkbox"/>	1 Hole
<input type="checkbox"/>	2 Holes
<input type="checkbox"/>	2 Holes - MR2
<input type="checkbox"/>	3 Holes
<input type="checkbox"/>	4 Holes
<input type="checkbox"/>	5 Holes

	FINISH
<input type="checkbox"/>	Brushed stainless

See specification sheet for faucet hole drilling configurations for this sink

Maintenance & Cleaning Information

When it comes to maintenance, Transolid® recommends to be consistent in your cleaning. It is better to clean on a more frequent basis and avoid the need for heavy duty cleaning. Make sure your sink is clean and dry when not in use. This is the best method of preventive maintenance. Keep the sink water spot free and shiny by rinsing and towel drying after every use.

Keep your sink clog free to prevent standing water which can lead to mineral deposit build up. If a mineral build up should occur, use a mixture of vinegar and hot water to remove the deposit. Use a soft cloth and liquid detergent on a mirror finish deck. Do not use any abrasive materials on a mirror finish.

Clean stainless steel at least once a week. Apply stainless steel cleaner/polish with a non-abrasive cloth or sponge, working with, not across, the grain.

Do not use steel wool, wire brushes or abrasive sponge pads. These will leave an iron residue that will eventually lead to rust and particles that will corrode the sink. Use only non-scratch cleaning pads.

Do not leave any steel or cast iron cookware in the sink for a long period of time. This may leave iron particles that will corrode the sink.

Anything left in the sink can trap moisture which will eventually lead to staining. Cleaners containing chloride (bleach) are not recommended. If used, rinse the surface immediately to prevent corrosion.

Most stainless steel products will scratch from everyday use. However, these scratches will blend over time to create a unique finish.

Support Documents

Installation instructions available at transolid.com

Compliance Certifications -

Meets or Exceeds the Following Specifications

ASME A112.19.3/CSA B45.4

CTSB252155/25216/252165 25" x 21-1/4" Single Bowl Stainless Steel Top Mount Kitchen Sink



FEATURES

Manufactured from Transolid® 304 stainless steel.
Recommended for new and existing construction

- Classic Series stainless steel sink.
- 25" x 21-1/4" x 5-1/2" or 6" or 6-1/2" single bowl.
- Top mount kitchen sink. The rim of the sink sits on the countertop.
- 18 gauge type 304 stainless steel construction.
- ADA complaint.
- Center drain location.
- 15mm corner radius. 3mm sound deadening pads.
- Brushed finish.

WARRANTY

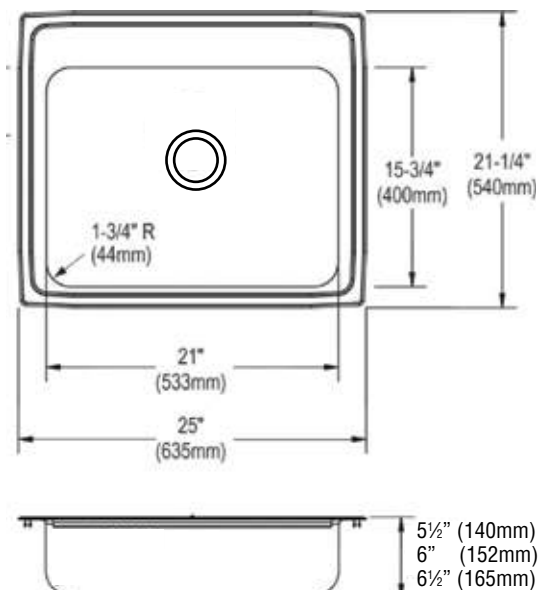
- Lifetime Limited Residential Warranty

COLORS

- Stainless

OPTIONS

- TSDIK Universal Sink Drain Installation Kit, 2210 Covered Flip-Top Sink Strainer, 2310 Remote Flip-Top Sink Strainer, 4010 Covered Flip-Top Disposer Strainer, 2012 Standard Sink Strainer, See Accessories specification sheets for details.



Specifications

	MODEL NO.	Length	Width	Depth	Ship Wt.
<input type="checkbox"/>	CTSB252155	25" (635)	21-1/4" (540)	5-1/2" (140)	15.0
<input type="checkbox"/>	CTSB25216	25" (635)	21-1/4" (540)	6" (152)	15.0
<input type="checkbox"/>	CTSB252165	25" (635)	21-1/4" (540)	6-1/2" (165)	17.3

Model	CTSB2521
Bowl Dimensions	L21" (533) x W15-3/4" (400)
Drain holes:	3" (92mm)
Material	18 gauge 304 stainless steel
Installation	counter top mounted
Required	template, included

Faucet Hole Drillings
<input type="checkbox"/> 1 Hole
<input type="checkbox"/> 2 Holes
<input type="checkbox"/> 2 Holes - MR2
<input type="checkbox"/> 3 Holes
<input type="checkbox"/> 4 Holes
<input type="checkbox"/> 5 Holes

FINISH
<input type="checkbox"/> Brushed stainless

See specification sheet for faucet hole drilling configurations for this sink



This sink is compliant to ADA and ANSI/ICC A117.1 accessibility requirements when installed according to the requirements outlined in these standards.

Maintenance & Cleaning Information

When it comes to maintenance, Transolid® recommends to be consistent in your cleaning. It is better to clean on a more frequent basis and avoid the need for heavy duty cleaning. Make sure your sink is clean and dry when not in use. This is the best method of preventive maintenance. Keep the sink water spot free and shiny by rinsing and towel drying after every use.

Keep your sink clog free to prevent standing water which can lead to mineral deposit build up. If a mineral build up should occur, use a mixture of vinegar and hot water to remove the deposit. Use a soft cloth and liquid detergent on a mirror finish deck. Do not use any abrasive materials on a mirror finish.

Clean stainless steel at least once a week. Apply stainless steel cleaner/polish with a non-abrasive cloth or sponge, working with, not across, the grain. Do not use steel wool, wire brushes or abrasive sponge pads. These will leave an iron residue that will eventually lead to rust and particles that will corrode the sink. Use only non-scratch cleaning pads.

Do not leave any steel or cast iron cookware in the sink for a long period of time. This may leave iron particles that will corrode the sink. Anything left in the sink can trap moisture which will eventually lead to staining.

Cleaners containing chloride (bleach) are not recommended. If used, rinse the surface immediately to prevent corrosion.

Most stainless steel products will scratch from everyday use. However, these scratches will blend over time to create a unique finish.

Support Documents

Installation instructions available at transolid.com

Compliance Certifications -

Meets or Exceeds the Following Specifications

ASME A112.19.3/CSA B45.4

CTSB222055/22206/222065 22" x 19-1/2" Single Bowl Stainless Steel Top Mount Kitchen Sink



Manufactured from Transolid® 304 stainless steel.
Recommended for new and existing construction

FEATURES

- Classic Series stainless steel sink.
- 22" x 19½" x 5½" or 6" or 6½" single bowl.
- Top mount kitchen sink. The rim of the sink sits on the countertop
- 18 gauge type 304 stainless steel construction.
- ADA compliant.
- Center drain location.
- 15mm corner radius. 3mm sound deadening pads.
- Brushed finish.

WARRANTY

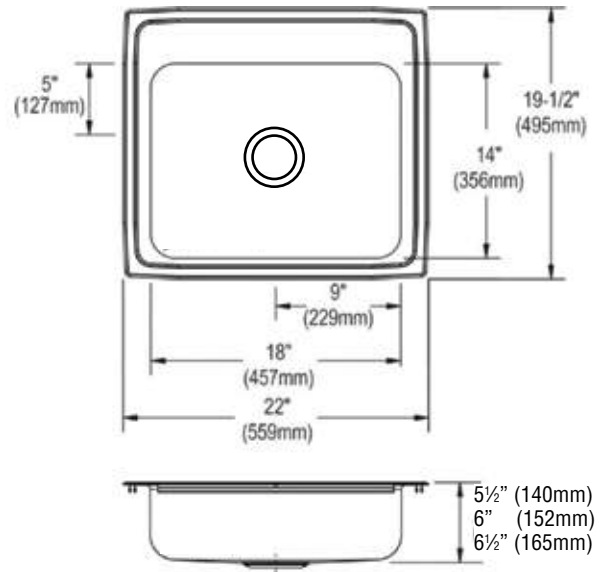
- Lifetime Limited Residential Warranty

COLORS

- Stainless

OPTIONS

- TSDIK Universal Sink Drain Installation Kit, 2210 Covered Flip-Top Sink Strainer, 2310 Remote Flip-Top Sink Strainer, 4010 Covered Flip-Top Disposer Strainer, 2012 Standard Sink Strainer, See Accessories specification sheets for details.



Specifications


	MODEL NO.	Length	Width	Depth	Ship Wt.
<input type="checkbox"/>	CTSB222055	22" (559)	19½" (495)	5½" (140)	12
<input type="checkbox"/>	CTSB22206	22" (559)	19½" (495)	6" (152)	13
<input type="checkbox"/>	CTSB222065	22" (559)	19½" (495)	6½" (165)	13

Model	CTSB2220
Bowl Dimensions	L18" (457) x W14" (355)
Drain holes:	3½" (92mm)
Material	18 gauge 304 stainless steel
Installation	counter top mounted
Required	template, included

	Faucet Hole Drillings
<input type="checkbox"/>	1 Hole
<input type="checkbox"/>	2 Holes
<input type="checkbox"/>	2 Holes - MR2
<input type="checkbox"/>	3 Holes
<input type="checkbox"/>	4 Holes
<input type="checkbox"/>	5 Holes

	FINISH
<input type="checkbox"/>	Brushed stainless

See specification sheet for faucet hole drilling configurations for this sink

 This sink is compliant to ADA and ANSI/ICC A117.1 accessibility requirements when installed according to the requirements outlined in these standards.

Maintenance & Cleaning Information

When it comes to maintenance, Transolid® recommends to be consistent in your cleaning. It is better to clean on a more frequent basis and avoid the need for heavy duty cleaning. Make sure your sink is clean and dry when not in use. This is the best method of preventive maintenance. Keep the sink water spot free and shiny by rinsing and towel drying after every use. Keep your sink clog free to prevent standing water which can lead to mineral deposit build up. If a mineral build up should occur, use a mixture of vinegar and hot water to remove the deposit. Use a soft cloth and liquid detergent on a mirror finish deck. Do not use any abrasive materials on a mirror finish.

Clean stainless steel at least once a week. Apply stainless steel cleaner/polish with a non-abrasive cloth or sponge, working with, not across, the grain.

Do not use steel wool, wire brushes or abrasive sponge pads. These will leave an iron residue that will eventually lead to rust and particles that will corrode the sink. Use only non-scratch cleaning pads.

Do not leave any steel or cast iron cookware in the sink for a long period of time. This may leave iron particles that will corrode the sink.

Anything left in the sink can trap moisture which will eventually lead to staining.

Cleaners containing chloride (bleach) are not recommended. If used, rinse the surface immediately to prevent corrosion.

Most stainless steel products will scratch from everyday use. However, these scratches will blend over time to create a unique finish.

Support Documents

Installation instructions available at transolid.com

Compliance Certifications -

Meets or Exceeds the Following Specifications

ASME A112.19.3/CSA B45.4

CTSB201955/20196/201965 19-1/2" x 19" Single Bowl Stainless Steel Top Mount Kitchen Sink



Manufactured from Transolid® 304 stainless steel.
Recommended for new and existing construction

FEATURES

- Classic Series stainless steel sink.
- 19½" x 19" x 5½" or 6" or 6½" single bowl.
- Top mount kitchen sink. The rim of the sink sits on the countertop
- 18 gauge type 304 stainless steel construction.
- ADA complaint.
- Center drain location.
- 15mm corner radius. 3mm sound deadening pads.
- Brushed finish.

WARRANTY

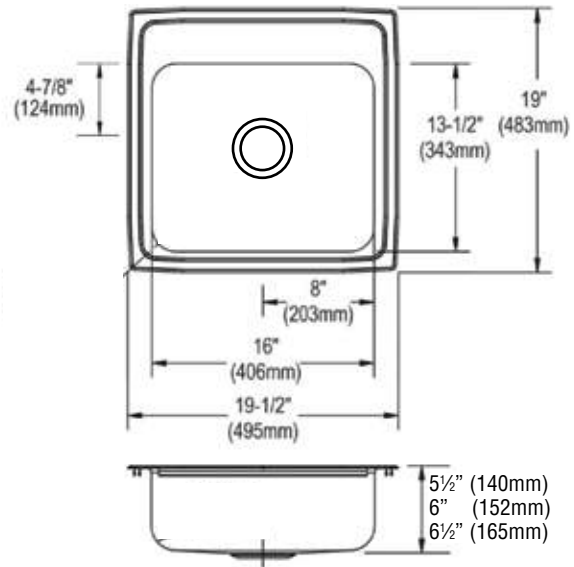
- Lifetime Limited Residential Warranty

COLORS

- Stainless

OPTIONS

- TSDIK Universal Sink Drain Installation Kit, 2210 Covered Flip-Top Sink Strainer, 2310 Remote Flip-Top Sink Strainer, 4010 Covered Flip-Top Disposer Strainer, 2012 Standard Sink Strainer, See Accessories specification sheets for details.



Specifications

	MODEL NO.	Length	Width	Depth	Ship Wt.
<input type="checkbox"/>	CTSB201955	19½" (495)	19" (483)	5½" (140)	13
<input type="checkbox"/>	CTSB20196	19½" (495)	19" (483)	6" (152)	13
<input type="checkbox"/>	CTSB201965	19½" (495)	19" (483)	6½" (165)	13

Model	CTSB2019
Bowl Dimensions	L16" (406) x W13½" (343)
Drain holes:	3⅝" (92mm)
Material	18 gauge 304 stainless steel
Installation	counter top mounted
Required	template, included

	Faucet Hole Drillings
<input type="checkbox"/>	1 Hole
<input type="checkbox"/>	2 Holes
<input type="checkbox"/>	2 Holes - MR2
<input type="checkbox"/>	3 Holes
<input type="checkbox"/>	4 Holes
<input type="checkbox"/>	5 Holes

	FINISH
<input type="checkbox"/>	Brushed stainless

See specification sheet for faucet hole drilling configurations for this sink



This sink is compliant to ADA and ANSI/ICC A117.1 accessibility requirements when installed according to the requirements outlined in these standards.

Maintenance & Cleaning Information

When it comes to maintenance, Transolid® recommends to be consistent in your cleaning. It is better to clean on a more frequent basis and avoid the need for heavy duty cleaning. Make sure your sink is clean and dry when not in use. This is the best method of preventive maintenance. Keep the sink water spot free and shiny by rinsing and towel drying after every use. Keep your sink clog free to prevent standing water which can lead to mineral deposit build up. If a mineral build up should occur, use a mixture of vinegar and hot water to remove the deposit. Use a soft cloth and liquid detergent on a mirror finish deck. Do not use any abrasive materials on a mirror finish.

Clean stainless steel at least once a week. Apply stainless steel cleaner/polish with a non-abrasive cloth or sponge, working with, not across, the grain.

Do not use steel wool, wire brushes or abrasive sponge pads. These will leave an iron residue that will eventually lead to rust and particles that will corrode the sink. Use only non-scratch cleaning pads.

Do not leave any steel or cast iron cookware in the sink for a long period of time. This may leave iron particles that will corrode the sink. Anything left in the sink can trap moisture which will eventually lead to staining.

Cleaners containing chloride (bleach) are not recommended. If used, rinse the surface immediately to prevent corrosion.

Most stainless steel products will scratch from everyday use. However, these scratches will blend over time to create a unique finish.

Support Documents

Installation instructions available at transolid.com

Compliance Certifications -

Meets or Exceeds the Following Specifications

ASME A112.19.3/CSA B45.4

CTSB191855/19186/191865 19" x 18" Single Bowl Stainless Steel Top Mount Kitchen Sink



Manufactured from Transolid® 304 stainless steel.
Recommended for new and existing construction

FEATURES

- Classic Series stainless steel sink.
- 19" x 18" x 5½" or 6" or 6½" single bowl.
- Top mount kitchen sink. The rim of the sink sits on the countertop.
- 18 gauge type 304 stainless steel construction.
- ADA compliant.
- Center drain location.
- 15mm corner radius. 3mm sound deadening pads.
- Brushed finish.

WARRANTY

- Lifetime Limited Residential Warranty

COLORS

- Stainless

OPTIONS

- TSDIK Universal Sink Drain Installation Kit, 2210 Covered Flip-Top Sink Strainer, 2310 Remote Flip-Top Sink Strainer, 4010 Covered Flip-Top Disposer Strainer, 2012 Standard Sink Strainer, See Accessories specification sheets for details.

Specifications

	MODEL NO.	Length	Width	Depth	Ship Wt.
<input type="checkbox"/>	CTSB191855	19" (483)	18" (457)	5½" (140)	10.4
<input type="checkbox"/>	CTSB19186	19" (483)	18" (457)	6" (152)	10.4
<input type="checkbox"/>	CTSB191865	19" (483)	18" (457)	6½" (165)	10.4

Model	CTSB1918
Bowl Dimensions	L16" (406) x W11½" (292)
Drain holes:	3½" (92mm)
Material	18 gauge 304 stainless steel
Installation	counter top mounted
Required	template, included

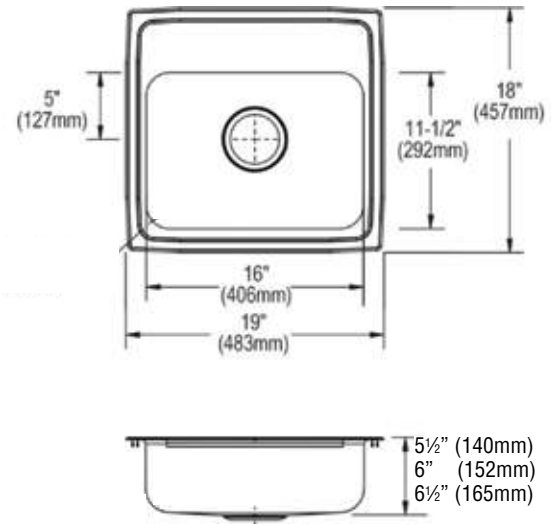
	Faucet Hole Drillings
<input type="checkbox"/>	1 Hole
<input type="checkbox"/>	2 Holes
<input type="checkbox"/>	2 Holes - MR2
<input type="checkbox"/>	3 Holes
<input type="checkbox"/>	4 Holes
<input type="checkbox"/>	5 Holes

	FINISH
<input type="checkbox"/>	Brushed stainless

See specification sheet for faucet hole drilling configurations for this sink



This sink is compliant to ADA and ANSI/ICC A117.1 accessibility requirements when installed according to the requirements outlined in these standards.



Maintenance & Cleaning Information

When it comes to maintenance, Transolid® recommends to be consistent in your cleaning. It is better to clean on a more frequent basis and avoid the need for heavy duty cleaning. Make sure your sink is clean and dry when not in use. This is the best method of preventive maintenance. Keep the sink water spot free and shiny by rinsing and towel drying after every use.

Keep your sink clog free to prevent standing water which can lead to mineral deposit build up. If a mineral build up should occur, use a mixture of vinegar and hot water to remove the deposit. Use a soft cloth and liquid detergent on a mirror finish deck. Do not use any abrasive materials on a mirror finish.

Clean stainless steel at least once a week. Apply stainless steel cleaner/polish with a non-abrasive cloth or sponge, working with, not across, the grain.

Do not use steel wool, wire brushes or abrasive sponge pads. These will leave an iron residue that will eventually lead to rust and particles that will corrode the sink. Use only non-scratch cleaning pads.

Do not leave any steel or cast iron cookware in the sink for a long period of time. This may leave iron particles that will corrode the sink.

Anything left in the sink can trap moisture which will eventually lead to staining.

Cleaners containing chloride (bleach) are not recommended. If used, rinse the surface immediately to prevent corrosion.

Most stainless steel products will scratch from everyday use. However, these scratches will blend over time to create a unique finish.

Support Documents

Installation instructions available at transolid.com

Compliance Certifications -

Meets or Exceeds the Following Specifications

ASME A112.19.3/CSA B45.4

STDE33227 33" x 22" Equal Double Bowl Stainless Steel Top Mount Kitchen Sink

Manufactured from Transolid® 304 stainless steel.
Recommended for new and existing construction

FEATURES

- Select Series stainless steel sink.
- 32⁶³/₆₄" x 22¹/₆₄" x 7" equal double bowls.
- Top mount kitchen sink. The rim of the sink sits on the countertop
- 20 gauge type 304 stainless steel construction.
- Center drain location.
- 19mm corner radius. 3mm sound deadening pads.
- Brushed finish.

WARRANTY

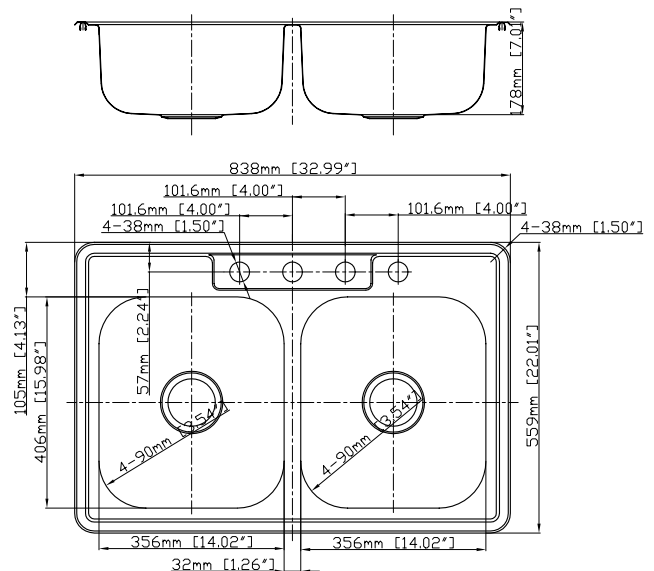
- Lifetime Limited Residential Warranty

COLORS

- Stainless

OPTIONS

- TSDIK Universal Sink Drain Installation Kit, 2210 Covered Flip-Top Sink Strainer, 2310 Remote Flip-Top Sink Strainer, 4010 Covered Flip-Top Disposer Strainer, 2012 Standard Sink Strainer, 4000 Soap Dispenser.
See Accessories specification sheets for details.



Specifications

Model	STDE33227
Overall Dimensions	L32 ⁶³ / ₆₄ " x W22 ¹ / ₆₄ " x D7" 838 x 559 x 178
Bowl Dimensions (Left)	L14 ¹ / ₆₄ " x W15 ⁶³ / ₆₄ " x D7" 356 x 406 x 178
Bowl Dimensions (Right)	L14 ¹ / ₆₄ " x W15 ⁶³ / ₆₄ " x D7" 356 x 406 x 178
Drain holes:	3 ⁵ / ₈ " (92mm)
Shipping Weight	20 lbs.
Material	20 gauge 304 stainless steel
Installation	counter top mounted
Required	template, included

Faucet Hole Drillings
<input type="checkbox"/> 1 Hole
<input type="checkbox"/> 2 Holes
<input type="checkbox"/> 2 Holes - MR2
<input type="checkbox"/> 3 Holes
<input type="checkbox"/> 4 Holes
<input type="checkbox"/> 5 Holes

FINISH
<input type="checkbox"/> Brushed stainless

See specification sheet for faucet hole drilling configurations for this sink

Maintenance & Cleaning Information

When it comes to maintenance, Transolid® recommends to be consistent in your cleaning. It is better to clean on a more frequent basis and avoid the need for heavy duty cleaning. Make sure your sink is clean and dry when not in use. This is the best method of preventive maintenance. Keep the sink water spot free and shiny by rinsing and towel drying after every use.

Keep your sink clog free to prevent standing water which can lead to mineral deposit build up. If a mineral build up should occur, use a mixture of vinegar and hot water to remove the deposit. Use a soft cloth and liquid detergent on a mirror finish deck. Do not use any abrasive materials on a mirror finish.

Clean stainless steel at least once a week. Apply stainless steel cleaner/polish with a non-abrasive cloth or sponge, working with, not across, the grain.

Do not use steel wool, wire brushes or abrasive sponge pads. These will leave an iron residue that will eventually lead to rust and particles that will corrode the sink. Use only non-scratch cleaning pads.

Do not leave any steel or cast iron cookware in the sink for a long period of time. This may leave iron particles that will corrode the sink.

Anything left in the sink can trap moisture which will eventually lead to staining. Cleaners containing chloride (bleach) are not recommended. If used, rinse the surface immediately to prevent corrosion.

Most stainless steel products will scratch from everyday use. However, these scratches will blend over time to create a unique finish.

Support Documents

Installation instructions available at transolid.com

Compliance Certifications -

Meets or Exceeds the Following Specifications

ASME A112.19.3/CSA B45.4

STDE33226 33" x 22" Equal Double Bowl Stainless Steel Top Mount Kitchen Sink

Manufactured from Transolid® 304 stainless steel.
Recommended for new and existing construction

FEATURES

- Select Series stainless steel sink.
- 32⁶³/₆₄" x 22¹/₆₄" x 6" equal double bowls.
- Top mount kitchen sink. The rim of the sink sits on the countertop
- 22 gauge type 304 stainless steel construction.
- Center drain location.
- 19mm corner radius. 3mm sound deadening pads.
- Brushed finish.

WARRANTY

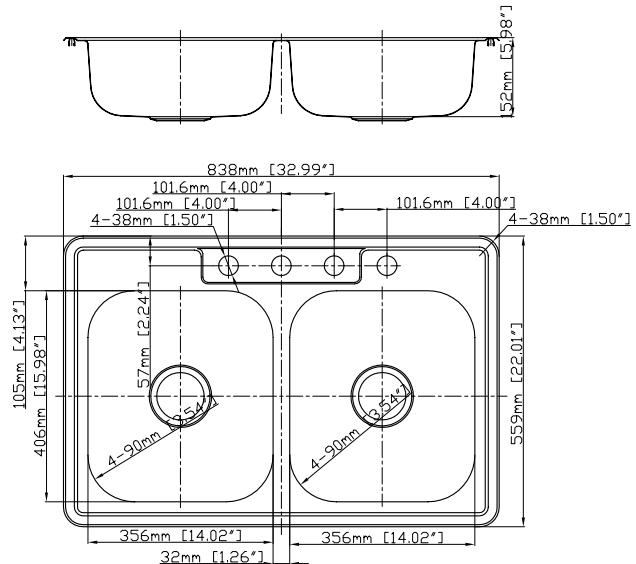
- Lifetime Limited Residential Warranty

COLORS

- Stainless

OPTIONS

- TSDIK Universal Sink Drain Installation Kit, 2210 Covered Flip-Top Sink Strainer, 2310 Remote Flip-Top Sink Strainer, 4010 Covered Flip-Top Disposer Strainer, 2012 Standard Sink Strainer, 4000 Soap Dispenser.
See Accessories specification sheets for details.



Specifications

Model	STDE33226
Overall Dimensions	L32 ⁶³ / ₆₄ " x W22 ¹ / ₆₄ " x D6" 838 x 559 x 152
Bowl Dimensions (Left)	L14 ¹ / ₆₄ " x W15 ⁶³ / ₆₄ " x D6" 356 x 406 x 152
Bowl Dimensions (Right)	L14 ¹ / ₆₄ " x W15 ⁶³ / ₆₄ " x D6" 356 x 406 x 152
Drain holes:	3 ⁵ / ₈ " (92mm)
Shipping Weight	16 lbs.
Material	22 gauge 304 stainless steel
Installation	counter top mounted
Required	template, included

Faucet Hole Drillings
<input type="checkbox"/> 1 Hole
<input type="checkbox"/> 2 Holes
<input type="checkbox"/> 2 Holes - MR2
<input type="checkbox"/> 3 Holes
<input type="checkbox"/> 4 Holes
<input type="checkbox"/> 5 Holes

FINISH
<input type="checkbox"/> Brushed stainless

See specification sheet for faucet hole drilling configurations for this sink

Maintenance & Cleaning Information

When it comes to maintenance, Transolid® recommends to be consistent in your cleaning. It is better to clean on a more frequent basis and avoid the need for heavy duty cleaning. Make sure your sink is clean and dry when not in use. This is the best method of preventive maintenance. Keep the sink water spot free and shiny by rinsing and towel drying after every use. Keep your sink clog free to prevent standing water which can lead to mineral deposit build up. If a mineral build up should occur, use a mixture of vinegar and hot water to remove the deposit. Use a soft cloth and liquid detergent on a mirror finish deck. Do not use any abrasive materials on a mirror finish. Clean stainless steel at least once a week. Apply stainless steel cleaner/polish with a non-abrasive cloth or sponge, working with, not across, the grain. Do not use steel wool, wire brushes or abrasive sponge pads. These will leave an iron residue that will eventually lead to rust and particles that will corrode the sink. Use only non-scratch cleaning pads. Do not leave any steel or cast iron cookware in the sink for a long period of time. This may leave iron particles that will corrode the sink. Anything left in the sink can trap moisture which will eventually lead to staining. Cleaners containing chloride (bleach) are not recommended. If used, rinse the surface immediately to prevent corrosion. Most stainless steel products will scratch from everyday use. However, these scratches will blend over time to create a unique finish.

Support Documents

Installation instructions available at transolid.com

Compliance Certifications -

Meets or Exceeds the Following Specifications

ASME A112.19.3/CSA B45.4

STDE25227 25" x 22" Single Bowl Stainless Steel Top Mount Kitchen Sink

Manufactured from Transolid® 304 stainless steel.
Recommended for new and existing construction

FEATURES

- Select Series stainless steel sink.
- 25" x 22¹/₄" x 7" single bowl.
- Top mount kitchen sink. The rim of the sink sits on the countertop
- 20 gauge type 304 stainless steel construction.
- Center drain location.
- 19mm corner radius. 3mm sound deadening pads.
- Brushed finish.

WARRANTY

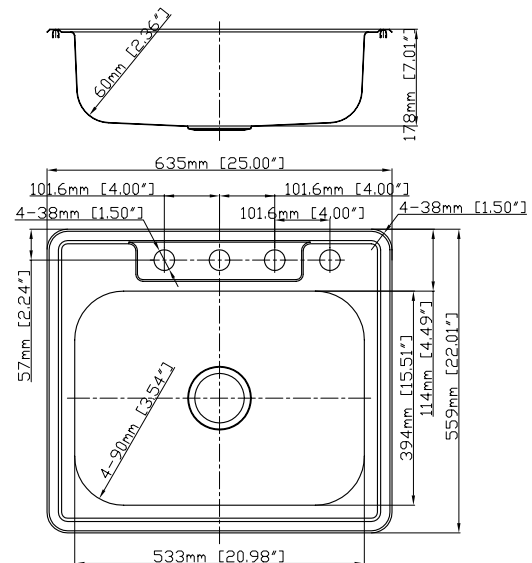
- Lifetime Limited Residential Warranty

COLORS

- Stainless

OPTIONS

- TSDIK Universal Sink Drain Installation Kit, 2210 Covered Flip-Top Sink Strainer, 2310 Remote Flip-Top Sink Strainer, 4010 Covered Flip-Top Disposer Strainer, 2012 Standard Sink Strainer, 4000 Soap Dispenser.
See Accessories specification sheets for details.



Specifications

Model	STDE25227
Overall Dimensions	L25" x W22 ¹ / ₄ " x D7" 635 x 559 x 178
Bowl Dimensions	L20 ⁶ / ₄ " x W15 ³ / ₄ " x D7" 533 x 394 x 178
Drain hole:	3 ⁵ / ₈ " (92mm)
Shipping Weight	14 lbs.
Material	20 gauge 304 stainless steel
Installation	counter top mounted
Required	template, included

Faucet Hole Drillings
<input type="checkbox"/> 1 Hole
<input type="checkbox"/> 2 Holes
<input type="checkbox"/> 2 Holes - MR2
<input type="checkbox"/> 3 Holes
<input type="checkbox"/> 4 Holes
<input type="checkbox"/> 5 Holes

FINISH
<input type="checkbox"/> Brushed stainless

See specification sheet for faucet hole drilling configurations for this sink

Maintenance & Cleaning Information

When it comes to maintenance, Transolid® recommends to be consistent in your cleaning. It is better to clean on a more frequent basis and avoid the need for heavy duty cleaning. Make sure your sink is clean and dry when not in use. This is the best method of preventive maintenance. Keep the sink water spot free and shiny by rinsing and towel drying after every use.

Keep your sink clog free to prevent standing water which can lead to mineral deposit build up. If a mineral build up should occur, use a mixture of vinegar and hot water to remove the deposit. Use a soft cloth and liquid detergent on a mirror finish deck. Do not use any abrasive materials on a mirror finish.

Clean stainless steel at least once a week. Apply stainless steel cleaner/polish with a non-abrasive cloth or sponge, working with, not across, the grain.

Do not use steel wool, wire brushes or abrasive sponge pads. These will leave an iron residue that will eventually lead to rust and particles that will corrode the sink. Use only non-scratch cleaning pads.

Do not leave any steel or cast iron cookware in the sink for a long period of time. This may leave iron particles that will corrode the sink.

Anything left in the sink can trap moisture which will eventually lead to staining. Cleaners containing chloride (bleach) are not recommended. If used, rinse the surface immediately to prevent corrosion.

Most stainless steel products will scratch from everyday use. However, these scratches will blend over time to create a unique finish.

Support Documents

Installation instructions available at transolid.com

Compliance Certifications -

Meets or Exceeds the Following Specifications

ASME A112.19.3/CSA B45.4

STDE25226 25" x 22" single Bowl Stainless Steel Top Mount Kitchen Sink

Manufactured from Transolid® 304 stainless steel.
Recommended for new and existing construction

FEATURES

- Select Series stainless steel sink.
- 25" x 22¹/₄" x 6" single bowl.
- Top mount kitchen sink. The rim of the sink sits on the countertop
- 22 gauge type 304 stainless steel construction.
- Center drain location.
- 19mm corner radius. 3mm sound deadening pads.
- Brushed finish.

WARRANTY

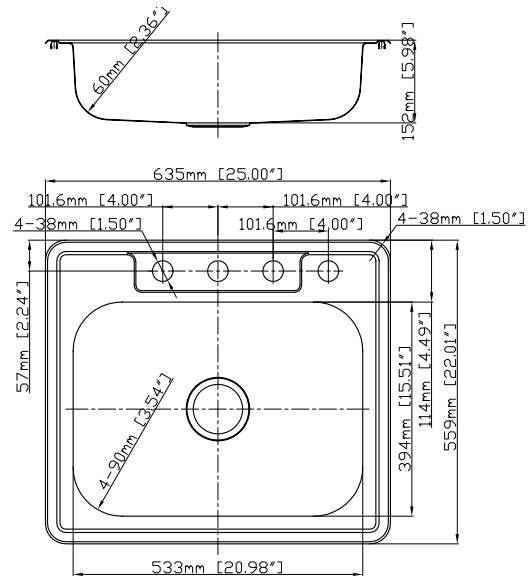
- Lifetime Limited Residential Warranty

COLORS

- Stainless

OPTIONS

- TSDIK Universal Sink Drain Installation Kit, 2210 Covered Flip-Top Sink Strainer, 2310 Remote Flip-Top Sink Strainer, 4010 Covered Flip-Top Disposer Strainer, 2012 Standard Sink Strainer, 4000 Soap Dispenser.
See Accessories specification sheets for details.



Specifications

Model	STDE25226
Overall Dimensions	L25" x W22 ¹ / ₄ " x D6" 635 x 559 x 152
Bowl Dimensions	L20 ⁶ / ₄ " x W15 ³ / ₄ " x D6" 533 x 394 x 152
Drain holes:	3 ⁵ / ₈ " (92mm)
Shipping Weight	14 lbs.
Material	22 gauge 304 stainless steel
Installation	counter top mounted
Required	template, included

Faucet Hole Drillings	
<input type="checkbox"/>	1 Hole
<input type="checkbox"/>	2 Holes
<input type="checkbox"/>	2 Holes - MR2
<input type="checkbox"/>	3 Holes
<input type="checkbox"/>	4 Holes
<input type="checkbox"/>	5 Holes

FINISH	
<input type="checkbox"/>	Brushed stainless

See specification sheet for faucet hole drilling configurations for this sink

Maintenance & Cleaning Information

When it comes to maintenance, Transolid® recommends to be consistent in your cleaning. It is better to clean on a more frequent basis and avoid the need for heavy duty cleaning. Make sure your sink is clean and dry when not in use. This is the best method of preventive maintenance. Keep the sink water spot free and shiny by rinsing and towel drying after every use.

Keep your sink clog free to prevent standing water which can lead to mineral deposit build up. If a mineral build up should occur, use a mixture of vinegar and hot water to remove the deposit. Use a soft cloth and liquid detergent on a mirror finish deck. Do not use any abrasive materials on a mirror finish.

Clean stainless steel at least once a week. Apply stainless steel cleaner/polish with a non-abrasive cloth or sponge, working with, not across, the grain.

Do not use steel wool, wire brushes or abrasive sponge pads. These will leave an iron residue that will eventually lead to rust and particles that will corrode the sink. Use only non-scratch cleaning pads.

Do not leave any steel or cast iron cookware in the sink for a long period of time. This may leave iron particles that will corrode the sink.

Anything left in the sink can trap moisture which will eventually lead to staining. Cleaners containing chloride (bleach) are not recommended. If used, rinse the surface immediately to prevent corrosion.

Most stainless steel products will scratch from everyday use. However, these scratches will blend over time to create a unique finish.

Support Documents

Installation instructions available at transolid.com

Compliance Certifications -

Meets or Exceeds the Following Specifications

ASME A112.19.3/CSA B45.4



STDE15156 15" x 15" Single Bowl Stainless Steel Top Mount Kitchen Sink

Manufactured from Transolid® 304 stainless steel.
Recommended for new and existing construction

FEATURES

- Select Series stainless steel bar sink.
- 15" x 15" x 6" single bowl.
- Top mount kitchen sink. The rim of the sink sits on the countertop
- 22 gauge type 304 stainless steel construction.
- Center drain location.
- 19mm corner radius. 3mm sound deadening pads.
- Brushed finish.

WARRANTY

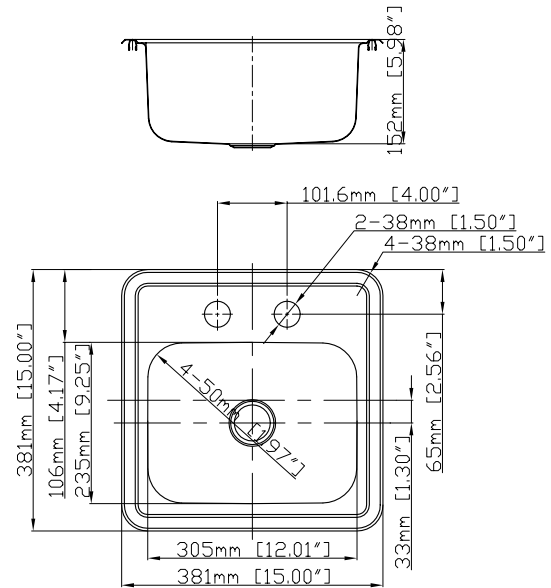
- Lifetime Limited Residential Warranty

COLORS

- Stainless

OPTIONS

- TSDIK Universal Sink Drain Installation Kit, 2210 Covered Flip-Top Sink Strainer, 2310 Remote Flip-Top Sink Strainer, 4010 Covered Flip-Top Disposer Strainer, 2012 Standard Sink Strainer, 4000 Soap Dispenser.
See Accessories specification sheets for details.



Specifications

Model	STDE15156
Overall Dimensions	L15" x W15" x D6" 381 x 381 x 152
Bowl Dimensions	L12 ¹ / ₄ " x W9 ¹ / ₄ " x D6" 305 x 235 x 152
Drain hole:	2" (51mm)
Shipping Weight	8 lbs.
Material	22 gauge 304 stainless steel
Installation	counter top mounted
Required	template, included

Faucet Hole Drillings
<input type="checkbox"/> 1 Hole
<input type="checkbox"/> 2 Holes

FINISH
<input type="checkbox"/> Brushed stainless

See specification sheet for faucet hole drilling configurations for this sink

Maintenance & Cleaning Information

When it comes to maintenance, Transolid® recommends to be consistent in your cleaning. It is better to clean on a more frequent basis and avoid the need for heavy duty cleaning. Make sure your sink is clean and dry when not in use. This is the best method of preventive maintenance. Keep the sink water spot free and shiny by rinsing and towel drying after every use.

Keep your sink clog free to prevent standing water which can lead to mineral deposit build up. If a mineral build up should occur, use a mixture of vinegar and hot water to remove the deposit. Use a soft cloth and liquid detergent on a mirror finish deck. Do not use any abrasive materials on a mirror finish.

Clean stainless steel at least once a week. Apply stainless steel cleaner/polish with a non-abrasive cloth or sponge, working with, not across, the grain.

Do not use steel wool, wire brushes or abrasive sponge pads. These will leave an iron residue that will eventually lead to rust and particles that will corrode the sink. Use only non-scratch cleaning pads.

Do not leave any steel or cast iron cookware in the sink for a long period of time. This may leave iron particles that will corrode the sink.

Anything left in the sink can trap moisture which will eventually lead to staining. Cleaners containing chloride (bleach) are not recommended. If used, rinse the surface immediately to prevent corrosion.

Most stainless steel products will scratch from everyday use. However, these scratches will blend over time to create a unique finish.

Support Documents

Installation instructions available at transolid.com

Compliance Certifications -

Meets or Exceeds the Following Specifications

ASME A112.19.3/CSA B45.4

KDT33229 33" x 22" Charleston Equal Double Bowl Solid Surface Top Mount Kitchen Sink

Manufactured from Transolid® solid surface
Recommended for new and existing construction

FEATURES

- 33" x 22" x 9" double bowls.
- Top mount self-rimming kitchen sink. The rim of the sink sits on the countertop.
- Transolid® solid surface sinks are durable, withstand impact and heat resistant up to 375°.
- The non-porous surface is resistant to bacteria growth and reduces the need for cleaning with harsh chemicals and is 100% food safe.
- Scratches and stains like coffee, juice, berries and burns are easily removed with abrasive cleaners, restoring and renewing original finish.

WARRANTY

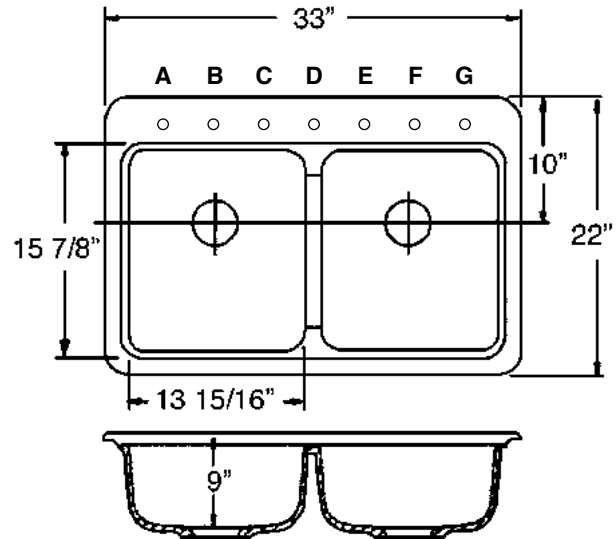
- 10 Year Limited Residential Warranty
3 Year Limited Commercial Warranty

COLORS

- 6 Transolid Classic solid surface colors

OPTIONS

- TSDIK Universal Sink Drain Installation Kit, 2210 Covered Flip-Top Sink Strainer, 2310 Remote Flip-Top Sink Strainer, 4010 Covered Flip-Top Disposer Strainer, 2012 Standard Sink Strainer, 4000 Soap Dispenser. See Accessories specification sheets for details.



IMPORTANT:

Circle Letter(s) above to indicate location(s) faucet hole drillings (there is a 4" spread between hole locations).

Specifications

Model	KDT33229
Overall Dimensions	L33" x W22" x D10"
Left Bowl Dimensions	L13 ¹⁵ / ₁₆ " x W15 ⁷ / ₈ " x D9"
Right Bowl Dimensions	L13 ¹⁵ / ₁₆ " x W15 ⁷ / ₈ " x D9"
Faucet Holes	up to 7 - must specify number of holes and hole location(s)
Shipping Weight	28 lbs.
Material	Solid Surface
Installation	countertop mounted
Required	2 basket strainers not supplied

Maintenance & Cleaning Information

Daily cleaning just requires wiping with a damp cloth or sponge. Basic stains can be removed with a mild detergent or a general purpose cleaner. To remove persistent stains or light scratches, scrub the surface with an abrasive cleaner and a green Scotch-Brite® pad.

Support Documents

Installation instructions available at transolid.com

COLOR (Solid)	COLOR (Matrix)
<input type="checkbox"/> 00 White	<input type="checkbox"/> 60 Matrix Sand
<input type="checkbox"/> 05 Almond	<input type="checkbox"/> 67 Matrix Khaki
<input type="checkbox"/> 08 Biscuit	<input type="checkbox"/> 68 Matrix Summit

Faucet Hole Drillings
<input type="checkbox"/> 0 Holes
<input type="checkbox"/> 1 Hole
<input type="checkbox"/> 2 Holes
<input type="checkbox"/> 3 Holes
<input type="checkbox"/> 4 Holes
<input type="checkbox"/> 5 Holes
<input type="checkbox"/> 6 Holes
<input type="checkbox"/> 7 Holes



KDT33228 33" x 22" Cambridge 75/25 Double Bowl Solid Surface Top Mount Kitchen Sink

Manufactured from Transolid® solid surface
Recommended for new and existing construction

FEATURES

- 33" x 22" x 9 5/8" large/small double bowls. Large bowl on right.
- Top mount self-rimming kitchen sink. The rim of the sink sits on the countertop.
- Transolid® solid surface sinks are durable, withstand impact and heat resistant up to 375°.
- The non-porous surface is resistant to bacteria growth and reduces the need for cleaning with harsh chemicals and is 100% food safe.
- Scratches and stains like coffee, juice, berries and burns are easily removed with abrasive cleaners, restoring and renewing original finish.

WARRANTY

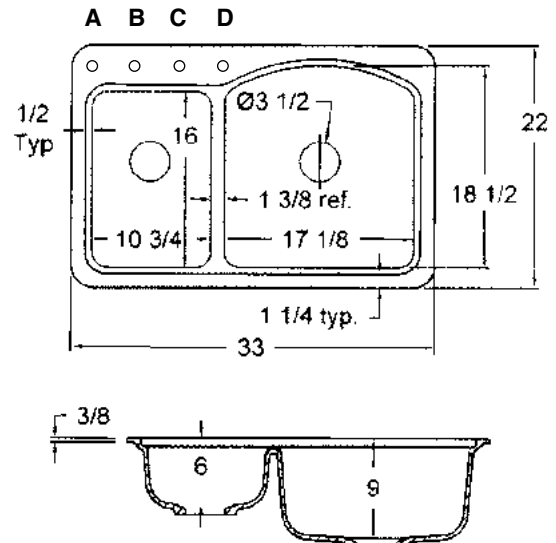
- 10 Year Limited Residential Warranty
- 3 Year Limited Commercial Warranty

COLORS

- 6 Transolid Classic solid surface colors

OPTIONS

- TSDIK Universal Sink Drain Installation Kit, 2210 Covered Flip-Top Sink Strainer, 2310 Remote Flip-Top Sink Strainer, 4010 Covered Flip-Top Disposer Strainer, 2012 Standard Sink Strainer, 4000 Soap Dispenser. See Accessories specification sheets for details.



IMPORTANT:

Circle Letter(s) above to indicate location(s) faucet hole drillings (there is a 4" spread between hole locations).

Specifications

Model	KDT33228
Overall Dimensions	L33" x W22" x D10"
Left Bowl Dimensions	L10 3/4" x W16" x D6"
Right Bowl Dimensions	L17 1/8" x W18 1/2" x D9"
Faucet Holes	up to 4 - must specify number of holes and hole location(s)
Shipping Weight	30 lbs.
Material	Solid Surface
Installation	countertop mounted
Required	2 basket strainers not supplied

COLOR (Solid)
<input type="checkbox"/> 00 White
<input type="checkbox"/> 05 Almond
<input type="checkbox"/> 08 Biscuit

COLOR (Matrix)
<input type="checkbox"/> 60 Matrix Sand
<input type="checkbox"/> 67 Matrix Khaki
<input type="checkbox"/> 68 Matrix Summit

Faucet Hole Drillings
<input type="checkbox"/> 0 Holes
<input type="checkbox"/> 1 Hole
<input type="checkbox"/> 2 Holes
<input type="checkbox"/> 3 Holes
<input type="checkbox"/> 4 Holes

Maintenance & Cleaning Information

Daily cleaning just requires wiping with a damp cloth or sponge. Basic stains can be removed with a mild detergent or a general purpose cleaner. To remove persistent stains or light scratches, scrub the surface with an abrasive cleaner and a green Scotch-Brite® pad.

Support Documents

Installation instructions available at transolid.com

KDT33226 33" x 22" Savannah 60/40 Double Bowl Solid Surface Top Mount Kitchen Sink

Manufactured from Transolid® solid surface
Recommended for new and existing construction

FEATURES

- 33" x 22" x 10 7/8" large/small double bowls. Large bowl on left.
- Top mount self-rimming kitchen sink. The rim of the sink sits on the countertop.
- Transolid® solid surface sinks are durable, withstand impact and heat resistant up to 375°.
- The non-porous surface is resistant to bacteria growth and reduces the need for cleaning with harsh chemicals and is 100% food safe.
- Scratches and stains like coffee, juice, berries and burns are easily removed with abrasive cleaners, restoring and renewing original finish.

WARRANTY

- 10 Year Limited Residential Warranty
- 3 Year Limited Commercial Warranty

COLORS

- 6 Transolid Classic solid surface colors

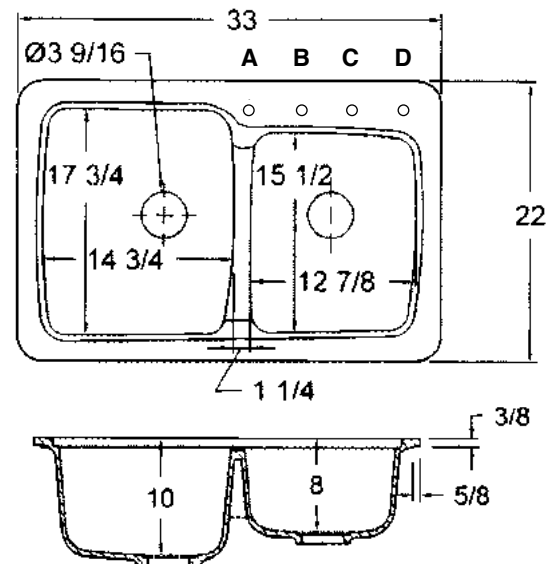
OPTIONS

- TSDIK Universal Sink Drain Installation Kit, 2210 Covered Flip-Top Sink Strainer, 2310 Remote Flip-Top Sink Strainer, 4010 Covered Flip-Top Disposer Strainer, 2012 Standard Sink Strainer, 4000 Soap Dispenser. See Accessories specification sheets for details.

Specifications

Model	KDT33226
Overall Dimensions	L33" x W22" x D11"
Left Bowl Dimensions	L14 3/4" x W17 3/4" x D10"
Right Bowl Dimensions	L12 7/8" x W15 1/2" x D8"
Faucet Holes	up to 4 - must specify number of holes and hole location(s)
Shipping Weight	30 lbs.
Material	Solid Surface
Installation	countertop mounted
Required	2 basket strainers not supplied

COLOR (Solid)	COLOR (Matrix)	Faucet Hole Drillings
<input type="checkbox"/> 00 White	<input type="checkbox"/> 60 Matrix Sand	<input type="checkbox"/> 0 Holes
<input type="checkbox"/> 05 Almond	<input type="checkbox"/> 67 Matrix Khaki	<input type="checkbox"/> 1 Hole
<input type="checkbox"/> 08 Biscuit	<input type="checkbox"/> 68 Matrix Summit	<input type="checkbox"/> 2 Holes
		<input type="checkbox"/> 3 Holes
		<input type="checkbox"/> 4 Holes



IMPORTANT:

Circle Letter(s) above to indicate location(s) faucet hole drillings (there is a 4" spread between hole locations).

Maintenance & Cleaning Information

Daily cleaning just requires wiping with a damp cloth or sponge. Basic stains can be removed with a mild detergent or a general purpose cleaner. To remove persistent stains or light scratches, scrub the surface with an abrasive cleaner and a green Scotch-Brite® pad.

Support Documents

Installation instructions available at transolid.com



KDT3322C 33" x 22" Charlotte Equal Double Bowl Solid Surface Top Mount Kitchen Sink

Manufactured from Transolid® solid surface
Recommended for new and existing construction

FEATURES

- 33" x 22" x 8 1/4" equal double bowls.
- Top mount self-rimming kitchen sink. The rim of the sink sits on the countertop.
- Transolid® solid surface sinks are durable, withstand impact and heat resistant up to 375°.
- The non-porous surface is resistant to bacteria growth and reduces the need for cleaning with harsh chemicals and is 100% food safe.
- Scratches and stains like coffee, juice, berries and burns are easily removed with abrasive cleaners, restoring and renewing original finish.

WARRANTY

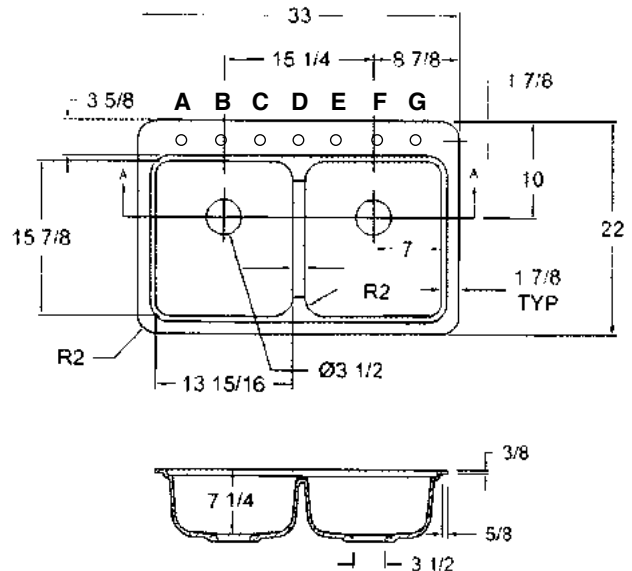
- 10 Year Limited Residential Warranty
3 Year Limited Commercial Warranty

COLORS

- 6 Transolid Classic solid surface colors

OPTIONS

- TSDIK Universal Sink Drain Installation Kit, 2210 Covered Flip-Top Sink Strainer, 2310 Remote Flip-Top Sink Strainer, 4010 Covered Flip-Top Disposer Strainer, 2012 Standard Sink Strainer, 4000 Soap Dispenser. See Accessories specification sheets for details.



IMPORTANT:

Circle Letter(s) above to indicate location(s) faucet hole drillings (there is a 4" spread between hole locations).

Specifications

Model	KDT3322C
Overall Dimensions	L33" x W22" x D8 1/4"
Left Bowl Dimensions	L13 15/16" x W15 7/8" x D7 1/4"
Right Bowl Dimensions	L13 15/16" x W15 7/8" x D7 1/4"
Faucet Holes	up to 7 - must specify number of holes and hole location(s)
Shipping Weight	28 lbs.
Material	Solid Surface
Installation	countertop mounted
Required	2 basket strainers not supplied

Maintenance & Cleaning Information

Daily cleaning just requires wiping with a damp cloth or sponge. Basic stains can be removed with a mild detergent or a general purpose cleaner. To remove persistent stains or light scratches, scrub the surface with an abrasive cleaner and a green Scotch-Brite® pad.

Support Documents

Installation instructions available at transolid.com

	COLOR (Solid)
<input type="checkbox"/>	00 White
<input type="checkbox"/>	05 Almond
<input type="checkbox"/>	08 Biscuit

	COLOR (Matrix)
<input type="checkbox"/>	60 Matrix Sand
<input type="checkbox"/>	67 Matrix Khaki
<input type="checkbox"/>	68 Matrix Summit

	Faucet Hole Drillings
<input type="checkbox"/>	0 Holes
<input type="checkbox"/>	1 Hole
<input type="checkbox"/>	2 Holes
<input type="checkbox"/>	3 Holes
<input type="checkbox"/>	4 Holes
<input type="checkbox"/>	5 Holes
<input type="checkbox"/>	6 Holes
<input type="checkbox"/>	7 Holes

KDT25221 25" x 22" Portland Single Bowl Solid Surface Top Mount Kitchen Sink

Manufactured from Transolid® solid surface
Recommended for new and existing construction

FEATURES

- 25" x 22" x 9" single bowl.
- Top mount self-rimming kitchen sink. The rim of the sink sits on the countertop.
- Transolid® solid surface sinks are durable, withstand impact and heat resistant up to 375°.
- The non-porous surface is resistant to bacteria growth and reduces the need for cleaning with harsh chemicals and is 100% food safe.
- Scratches and stains like coffee, juice, berries and burns are easily removed with abrasive cleaners, restoring and renewing original finish.

WARRANTY

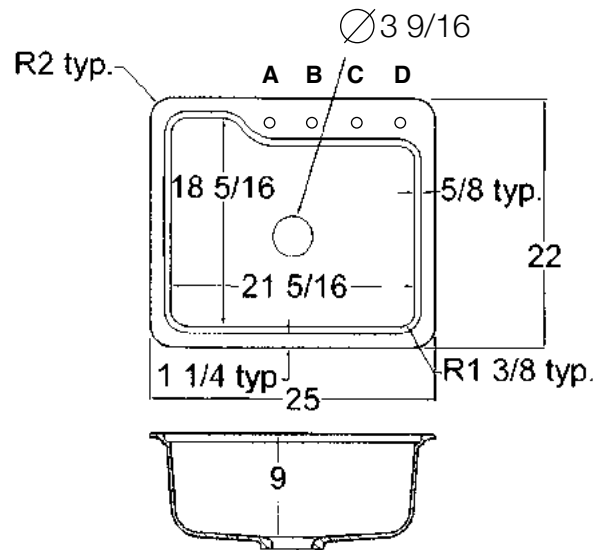
- 10 Year Limited Residential Warranty
- 3 Year Limited Commercial Warranty

COLORS

- 6 Transolid Classic solid surface colors

OPTIONS

- TSDIK Universal Sink Drain Installation Kit, 2210 Covered Flip-Top Sink Strainer, 2310 Remote Flip-Top Sink Strainer, 4010 Covered Flip-Top Disposer Strainer, 2012 Standard Sink Strainer, 4000 Soap Dispenser. See Accessories specification sheets for details.



IMPORTANT:

Circle Letter(s) above to indicate location(s) faucet hole drillings (there is a 4" spread between hole locations).

Specifications

Model	KST25221
Overall Dimensions	L25" x W22" x D10"
Bowl Dimensions	L21 ^{5/16} " x W18 ^{5/16} " x D9"
Faucet Holes	up to 4 - must specify number of holes and hole location(s)
Shipping Weight	23 lbs.
Material	Solid Surface
Installation	countertop mounted
Required	1 basket strainer not supplied

Maintenance & Cleaning Information

Daily cleaning just requires wiping with a damp cloth or sponge. Basic stains can be removed with a mild detergent or a general purpose cleaner. To remove persistent stains or light scratches, scrub the surface with an abrasive cleaner and a green Scotch-Brite® pad.

Support Documents

Installation instructions available at transolid.com

COLOR (Solid)
<input type="checkbox"/> 00 White
<input type="checkbox"/> 05 Almond
<input type="checkbox"/> 08 Biscuit
COLOR (Matrix)
<input type="checkbox"/> 60 Matrix Sand
<input type="checkbox"/> 67 Matrix Khaki
<input type="checkbox"/> 68 Matrix Summit

Faucet Hole Drillings
<input type="checkbox"/> 0 Holes
<input type="checkbox"/> 1 Hole
<input type="checkbox"/> 2 Holes
<input type="checkbox"/> 3 Holes
<input type="checkbox"/> 4 Holes

KDT18181 18" x 18" Concord Single Bowl Solid Surface Top Mount Kitchen Sink

Manufactured from Transolid® solid surface
Recommended for new and existing construction

FEATURES

- 18 x 18" x 8" entertainment/prep single bowl sink.
- Top mount self-rimming kitchen sink. The rim of the sink sits on the countertop.
- Transolid® solid surface sinks are durable, withstand impact and heat resistant up to 375°.
- The non-porous surface is resistant to bacteria growth and reduces the need for cleaning with harsh chemicals and is 100% food safe.
- Scratches and stains like coffee, juice, berries and burns are easily removed with abrasive cleaners, restoring and renewing original finish.

WARRANTY

- 10 Year Limited Residential Warranty
3 Year Limited Commercial Warranty

COLORS

- 6 Transolid Classic solid surface colors

OPTIONS

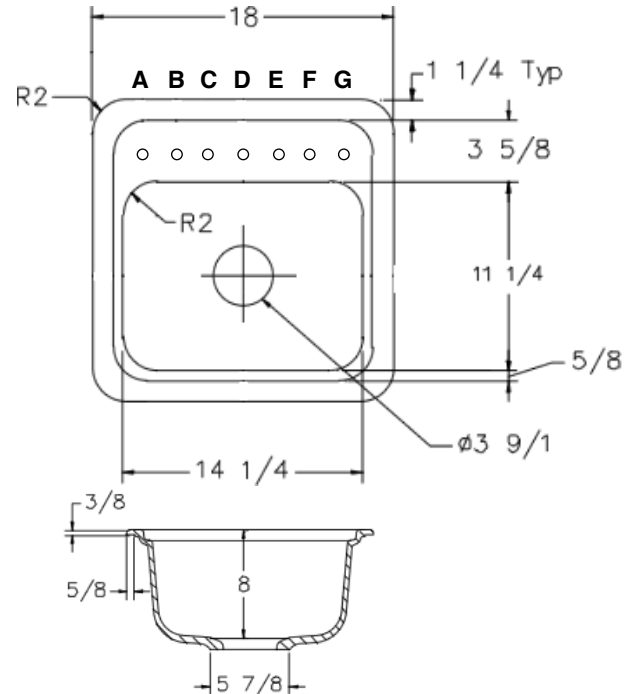
- TSDIK Universal Sink Drain Installation Kit, 2210 Covered Flip-Top Sink Strainer, 2310 Remote Flip-Top Sink Strainer, 4010 Covered Flip-Top Disposer Strainer, 2012 Standard Sink Strainer, 4000 Soap Dispenser. See Accessories specification sheets for details.

Specifications

Model	KST18181
Overall Dimensions	L18" x W18" x D9"
Bowl Dimensions	L14 1/4" x W11 1/4" x D8"
Faucet Holes	up to 7 - must specify number of holes and hole location(s)
Shipping Weight	18 lbs.
Material	Solid Surface
Installation	countertop mounted
Required	1 basket strainer not supplied

COLOR (Solid)
<input type="checkbox"/> 00 White
<input type="checkbox"/> 05 Almond
<input type="checkbox"/> 08 Biscuit
COLOR (Matrix)
<input type="checkbox"/> 60 Matrix Sand
<input type="checkbox"/> 67 Matrix Khaki
<input type="checkbox"/> 68 Matrix Summit

Faucet Hole Drillings
<input type="checkbox"/> 0 Holes
<input type="checkbox"/> 1 Hole
<input type="checkbox"/> 2 Holes
<input type="checkbox"/> 3 Holes
<input type="checkbox"/> 4 Holes
<input type="checkbox"/> 5 Holes
<input type="checkbox"/> 6 Holes
<input type="checkbox"/> 7 Holes



IMPORTANT:

Circle Letter(s) above to indicate location(s) faucet hole drillings (there is a 2" spread between hole locations).

Maintenance & Cleaning Information

Daily cleaning just requires wiping with a damp cloth or sponge. Basic stains can be removed with a mild detergent or a general purpose cleaner. To remove persistent stains or light scratches, scrub the surface with an abrasive cleaner and a green Scotch-Brite® pad.

Support Documents

Installation instructions available at transolid.com

KDU3221 32" x 21" Augusta 75/25 Double Bowl Solid Surface Undermount Kitchen Sink

Manufactured from Transolid® solid surface
Recommended for new and existing construction

FEATURES

- 32" x 21" x 9" large/small double bowls.
- Under counter mount kitchen sink. The rim of the sink is underneath the countertop.
- Transolid® solid surface sinks are durable, withstand impact and heat resistant up to 375°.
- The non-porous surface is resistant to bacteria growth and reduces the need for cleaning with harsh chemicals and is 100% food safe.
- Scratches and stains like coffee, juice, berries and burns are easily removed with abrasive cleaners, restoring and renewing original finish.

WARRANTY

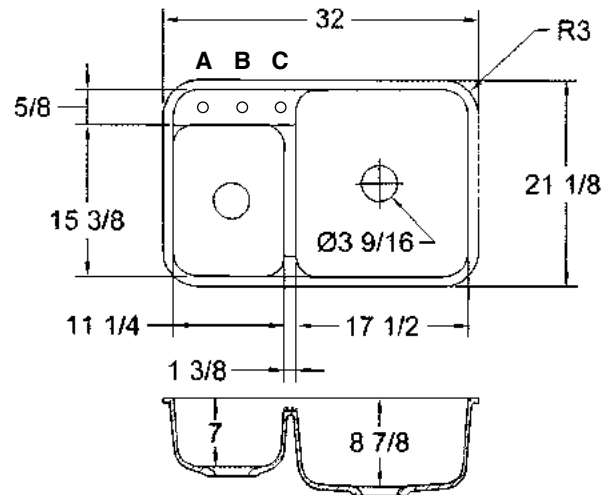
- 10 Year Limited Residential Warranty
- 3 Year Limited Commercial Warranty

COLORS

- 2 Transolid Classic solid surface colors

OPTIONS

- TSDIK Universal Sink Drain Installation Kit, 2210 Covered Flip-Top Sink Strainer, 2310 Remote Flip-Top Sink Strainer, 4010 Covered Flip-Top Disposer Strainer, 2012 Standard Sink Strainer, 4000 Soap Dispenser. See Accessories specification sheets for details.



IMPORTANT:

Circle Letter(s) above to indicate location(s) faucet hole drillings (there is a 4" spread between hole locations).

Specifications

Model	KDU3221
Overall Dimensions	L32" x W21 1/8" x D8 7/8"
Left Bowl Dimensions	L11 1/4" x W15 3/8" x D7"
Right Bowl Dimensions	L17 1/2" x W21 1/8" x D8 7/8"
Faucet Holes	up to 3 - must specify number of holes and hole location(s)
Shipping Weight	39 lbs.
Material	Solid Surface
Installation	countertop mounted
Required	2 basket strainers not supplied

COLOR (Solid)
<input type="checkbox"/> 00 White
<input type="checkbox"/> 08 Biscuit

Faucet Hole Drillings
<input type="checkbox"/> 0 Holes
<input type="checkbox"/> 1 Hole
<input type="checkbox"/> 2 Holes
<input type="checkbox"/> 3 Holes

Maintenance & Cleaning Information

Daily cleaning just requires wiping with a damp cloth or sponge. Basic stains can be removed with a mild detergent or a general purpose cleaner. To remove persistent stains or light scratches, scrub the surface with an abrasive cleaner and a green Scotch-Brite® pad.

Support Documents

Installation instructions available at transolid.com

KDU3018 30" x 18" Aberdeen Equal Double Bowl Solid Surface Undermount Kitchen Sink

Manufactured from Transolid® solid surface
Recommended for new and existing construction

FEATURES

- 30" x 18 x 7½" equal double bowls.
- Under counter mount kitchen sink. The rim of the sink is underneath the countertop.
- Transolid® solid surface sinks are durable, withstand impact and heat resistant up to 375°.
- The non-porous surface is resistant to bacteria growth and reduces the need for cleaning with harsh chemicals and is 100% food safe.
- Scratches and stains like coffee, juice, berries and burns are easily removed with abrasive cleaners, restoring and renewing original finish.

WARRANTY

- 10 Year Limited Residential Warranty
- 3 Year Limited Commercial Warranty

COLORS

- 2 Transolid Classic solid surface colors

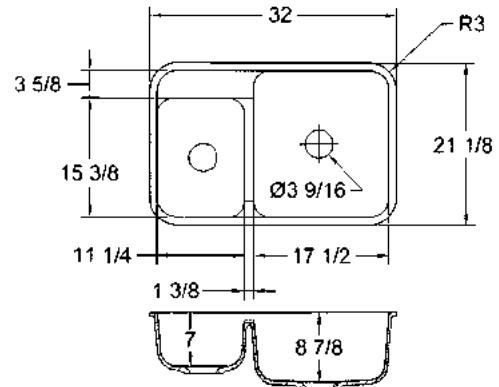
OPTIONS

- TSDIK Universal Sink Drain Installation Kit, 2210 Covered Flip-Top Sink Strainer, 2310 Remote Flip-Top Sink Strainer, 4010 Covered Flip-Top Disposer Strainer, 2012 Standard Sink Strainer, 4000 Soap Dispenser. See Accessories specification sheets for details.

Specifications

Model	KDU3018
Overall Dimensions	L30" x W18" x D7½"
Bowl Dimensions	L13½" x W16" x D7½"
Faucet Holes	0
Shipping Weight	39 lbs.
Material	Solid Surface
Installation	countertop mounted
Required	2 basket strainers not supplied

	COLOR (Solid)
<input type="checkbox"/>	00 White
<input type="checkbox"/>	08 Biscuit



Maintenance & Cleaning Information

Daily cleaning just requires wiping with a damp cloth or sponge. Basic stains can be removed with a mild detergent or a general purpose cleaner. To remove persistent stains or light scratches, scrub the surface with an abrasive cleaner and a green Scotch-Brite® pad.

Support Documents

Installation instructions available at transolid.com

KSU2318 23" x 18" Roma Single Bowl Solid Surface Undermount Kitchen Sink

Manufactured from Transolid® solid surface
Recommended for new and existing construction

FEATURES

- 23" x 18" x 8³/₄" single bowl.
- Under counter mount kitchen sink. The rim of the sink is underneath the countertop.
- Transolid® solid surface sinks are durable, withstand impact and heat resistant up to 375°.
- The non-porous surface is resistant to bacteria growth and reduces the need for cleaning with harsh chemicals and is 100% food safe.
- Scratches and stains like coffee, juice, berries and burns are easily removed with abrasive cleaners, restoring and renewing original finish.

WARRANTY

- 10 Year Limited Residential Warranty
3 Year Limited Commercial Warranty

COLORS

- 2 Transolid Classic solid surface colors

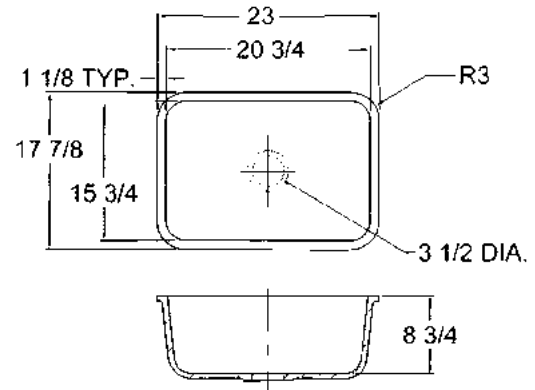
OPTIONS

- TSDIK Universal Sink Drain Installation Kit, 2210 Covered Flip-Top Sink Strainer, 2310 Remote Flip-Top Sink Strainer, 4010 Covered Flip-Top Disposer Strainer, 2012 Standard Sink Strainer, 4000 Soap Dispenser. See Accessories specification sheets for details.

Specifications

Model	KSU2318
Overall Dimensions	L23" x W17 ⁷ / ₈ " x D8 ³ / ₄ "
Bowl Dimensions	L20 ³ / ₄ " x W15 ³ / ₄ " x D8 ³ / ₄ "
Faucet Holes	0
Shipping Weight	22 lbs.
Material	Solid Surface
Installation	countertop mounted
Required	1 basket strainer not supplied

	COLOR (Solid)
<input type="checkbox"/>	00 White
<input type="checkbox"/>	08 Biscuit



Maintenance & Cleaning Information

Daily cleaning just requires wiping with a damp cloth or sponge. Basic stains can be removed with a mild detergent or a general purpose cleaner. To remove persistent stains or light scratches, scrub the surface with an abrasive cleaner and a green Scotch-Brite® pad.

Support Documents

Installation instructions available at
transolid.com

2 cm thick Hard Surface KITCHEN ISLANDS and KITCHEN BLANKS with no sink cut-out

Manufactured from Transolid® granite and quartz
Recommended for new and existing construction

FEATURES

- **Kitchen Blank** has a 4" backsplash and profiled front edge with either a butterfly or beveled edge profile.
- **Kitchen Blank** has no sink cut-out. 2 cm deck thickness.
- **Kitchen Island** has profiled edges on all 4 sides with either a butterfly or beveled edge profile. 2 cm deck thickness.
- Transolid® granite is a natural hard stone polished to a smooth, high gloss finish. Natural stone has typical variations in both color and pattern. Variations may occur in different countertops of the same color.
- Transolid® engineered quartz is 93% natural quartz, the strongest mineral found in granite, and 7% resins.


WARRANTY

- 10 Year Limited Residential Warranty
3 Year Limited Commercial Warranty

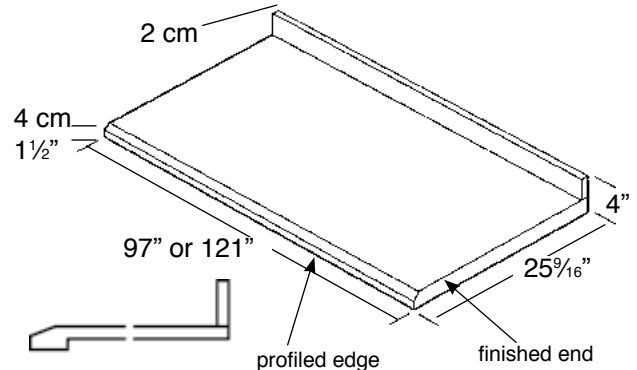
COLORS

- 4 Transolid granite colors
- 4 Transolid quartz colors

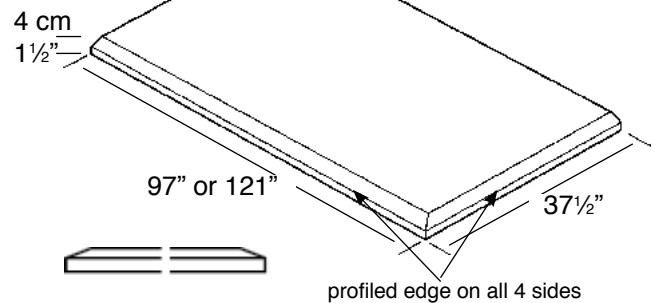
EDGE PROFILES



Kitchen Deck Blank



Kitchen Island



Specifications

		Edge Profile	
Type	Size	Butterfly	Beveled
GRANITE STOCK			
Blank	97" x 25 ⁹ / ₁₆ "	KD9725U	KD9725E
Island	97" x 37 ¹ / ₂ "	KI9737U	KI9737E
QUARTZ STOCK			
Blank	121" x 25 ⁹ / ₁₆ "	KD12125U	KD12125E
Island	121" x 37 ¹ / ₂ "	KI12137U	KI12137E

Granite Colors

<input type="checkbox"/>	E3 Uba Verde
<input type="checkbox"/>	F2 Giallo Ornamentale
<input type="checkbox"/>	E1 Giallo Veneziano
<input type="checkbox"/>	F5 Absolute Black

Quartz Colors

<input type="checkbox"/>	3A Milan White
<input type="checkbox"/>	3G Sorrento Coast
<input type="checkbox"/>	3X Nature's Path
<input type="checkbox"/>	35 Umbria Brown

Maintenance & Cleaning Information

GRANITE

Transolid natural stone is easy to care for and can retain its beauty for a lifetime. Stone is a natural product and simple care and maintenance will keep it looking beautiful.

Sealing - Transolid Natural Granite & Marble is sealed at the factory. However, to provide extra assurance, we recommend that a protective sealer be applied to the vanity top after installation (available at home improvement stores) and then again at least once every two years. Before applying the sealer, the exposed areas should be clean and dry. Follow the instructions on the sealer container.

Everyday Cleaning - Clean stone surfaces with a few drops of neutral cleaner, stone soap (available at home improvement stores) or a mild liquid dishwashing detergent and warm water. Use a clean, soft cloth for best results. Rinse the surface thoroughly after washing with the soap solution and dry with a soft cloth. Liquid spills, such as alcohol, medications, etc. should be cleaned promptly. Liquids with high-acid can etch granite surfaces if left for any length of time. Popular products that should be cleaned up promptly are: shaving cream, toothpaste, perfume, cologne, nail polish remover, hair coloring or perm products, shampoo, drain opener and toilet bowl cleaner.

ENGINEERED QUARTZ

Totally carefree. No sealing, buffing or polishing required. Engineered quartz will maintain its luster and resists virtually all typical household stains caused by lemon and grape juice, wine and tea. Just use warm water and a cloth to effortlessly wipe down the surface.

Hard Surface VANITY BLANKS with no bowl cut-out

Manufactured from Transolid® granite and marble
Recommended for new and existing construction

FEATURES

- **Vanity Blank** has a 4" loose backsplash and profiled front edge with either a butterfly, beveled or eased edge profile.
- Transolid® granite and marble are natural hard stone polished to a smooth, high gloss finish. Natural stone has typical variations in both color and pattern. Variations may occur in different vanity tops of the same color.

WARRANTY

- 10 Year Limited Residential Warranty
3 Year Limited Commercial Warranty

COLORS

- 8 Transolid granite colors
- 4 Transolid marble colors

EDGE PROFILES



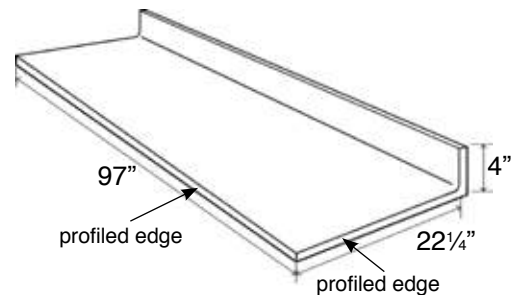
☐ 4 cm
Butterfly



☐ 4 cm
Beveled



☐ 3 cm
Eased



Specifications

	Edge Profile		
	Butterfly 4 cm	Beveled 4 cm	Eased 3 cm
Size	Model No.	Model No.	Model No.
97" x 22 1/4"	VD9722U	VD9722E	VD9722A

Granite Colors

<input type="checkbox"/>	E3 Uba Verde
<input type="checkbox"/>	E5 Baltic Brown
<input type="checkbox"/>	E8 Blue Pearl
<input type="checkbox"/>	E1 Giallo Veneziano
<input type="checkbox"/>	F4 Rosselin White
<input type="checkbox"/>	F5 Absolute Black
<input type="checkbox"/>	F2 Giallo Ornamentale
<input type="checkbox"/>	F6 Black Galaxy
<input type="checkbox"/>	F7 River White
<input type="checkbox"/>	F8 Antique Brown
<input type="checkbox"/>	G2 Giallo Parfait

Marble Colors

<input type="checkbox"/>	M1 White Carrara
<input type="checkbox"/>	M4 Crystal Sans
<input type="checkbox"/>	M6 Oman Beige
<input type="checkbox"/>	M7 Cacao Nougat

Maintenance & Cleaning Information

GRANITE & MARBLE

Transolid natural stone is easy to care for and can retain its beauty for a lifetime. Stone is a natural product and simple care and maintenance will keep it looking beautiful.

Sealing - Transolid Natural Granite & Marble is sealed at the factory. However, to provide extra assurance, we recommend that a protective sealer be applied to the vanity top after installation (available at home improvement stores) and then again at least once every two years. Before applying the sealer, the exposed areas should be clean and dry. Follow the instructions on the sealer container.

Everyday Cleaning - Clean stone surfaces with a few drops of neutral cleaner, stone soap (available at home improvement stores) or a mild liquid dishwashing detergent and warm water. Use a clean, soft cloth for best results. Rinse the surface thoroughly after washing with the soap solution and dry with a soft cloth. Liquid spills, such as alcohol, medications, etc. should be cleaned promptly. Liquids with high-acid can etch granite surfaces if left for any length of time. Popular products that should be cleaned up promptly are: shaving cream, toothpaste, perfume, cologne, nail polish remover, hair coloring or perm products, shampoo, drain opener and toilet bowl cleaner.

Hard Surface VANITY DECK with bowl cut-out

Manufactured from Transolid® granite and marble
Recommended for new and existing construction

FEATURES

- **Vanity Deck** has a 4" loose backsplash and profiled front edge with either a butterfly, beveled or eased edge profile, oval bowl cut-out and single faucet hole drilling.
- Transolid® granite and marble are natural hard stone polished to a smooth, high gloss finish. Natural stone has typical variations in both color and pattern. Variations may occur in different vanity tops of the same color.

WARRANTY

- 10 Year Limited Residential Warranty
3 Year Limited Commercial Warranty

COLORS

- 8 Transolid granite colors
- 4 Transolid marble colors

EDGE PROFILES



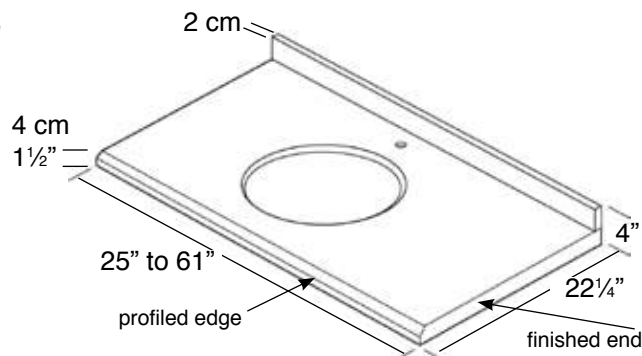
4 cm
Butterfly



4 cm
Beveled



3 cm
Eased



vanity deck



Specifications

Size	Bowl Cutout	Edge Profile		
		Butterfly 4 cm	Beveled 4 cm	Eased 3 cm
Model No.	Model No.	Model No.	Model No.	Model No.
25" x 22 1/4"	Center	VD2522U	VD2522E	VD2522A
31" x 22 1/4"	Center	VD3122U	VD3122E	VD3122A
37" x 22 1/4"	Center	VD3722U	VD3722E	VD3722A
43" x 22 1/4"	Center	VD4322U	VD4322E	VD4322A
49" x 22 1/4"	Center	VD4922U	VD4922E	VD4922A
61" x 22 1/4"	Center	VD6122U	VD6122E	VD6122A
61" x 22 1/4"	Double 15 1/2" L/R	VD61222U	VD61222E	VD61222A

Granite Colors

<input type="checkbox"/> E3 Uba Verde	<input type="checkbox"/> F2 Giallo Ornamentale
<input type="checkbox"/> E5 Baltic Brown	<input type="checkbox"/> F6 Black Galaxy
<input type="checkbox"/> E8 Blue Pearl	<input type="checkbox"/> F7 River White
<input type="checkbox"/> E1 Giallo Veneziano	<input type="checkbox"/> F8 Antique Brown
<input type="checkbox"/> F4 Rosselin White	<input type="checkbox"/> G2 Giallo Parfait
<input type="checkbox"/> F5 Absolute Black	

Marble Colors

<input type="checkbox"/> M1 White Carrara
<input type="checkbox"/> M4 Crystal Sands
<input type="checkbox"/> M6 Oman Beige
<input type="checkbox"/> M7 Cacao Nougat

Maintenance & Cleaning Information

GRANITE & MARBLE

Transolid natural stone is easy to care for and can retain its beauty for a lifetime. Stone is a natural product and simple care and maintenance will keep it looking beautiful.

Sealing - Transolid Natural Granite & Marble is sealed at the factory. However, to provide extra assurance, we recommend that a protective sealer be applied to the vanity top after installation (available at home improvement stores) and then again at least once every two years. Before applying the sealer, the exposed areas should be clean and dry. Follow the instructions on the sealer container.

Everyday Cleaning - Clean stone surfaces with a few drops of neutral cleaner, stone soap (available at home improvement stores) or a mild liquid dishwashing detergent and warm water. Use a clean, soft cloth for best results. Rinse the surface thoroughly after washing with the soap solution and dry with a soft cloth. Liquid spills, such as alcohol, medications, etc. should be cleaned promptly. Liquids with high-acid can etch granite surfaces if left for any length of time. Popular products that should be cleaned up promptly are: shaving cream, toothpaste, perfume, cologne, nail polish remover, hair coloring or perm products, shampoo, drain opener and toilet bowl cleaner.

Solid Surface VANITY BLANKS with no bowl cut-out

Manufactured from Transolid® solid surface
Recommended for new and existing construction

FEATURES

- **Vanity Blank** is 1/2" thick with eased edge profile and 4" high coved backsplash.
- Transolid® solid surface material features a seamless color all the way through. Solid surface doesn't support bacteria growth. Highly durable, non-porous renewable surface.

WARRANTY

- 10 Year Limited Residential Warranty
- 3 Year Limited Commercial Warranty

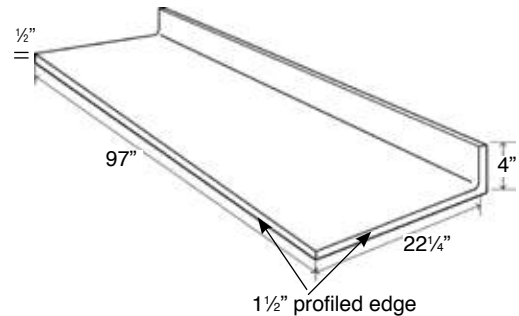
COLORS

- 6 Transolid Natural Selections solid surface colors
- 20 Transolid Classic solid surface colors

EDGE PROFILE



☐ 1-1/2" Eased



Specifications

		Edge Profile
		Eased 1-1/2"
Size	Model No.	
97" x 22 1/4" x 1 1/2"	VD9722A	

Natural Selections® Colors

<input type="checkbox"/>	91 White Carrara
<input type="checkbox"/>	94 Sand Mountain
<input type="checkbox"/>	96 Almond Sky
<input type="checkbox"/>	9B Desert Drift
<input type="checkbox"/>	90 Country Slate
<input type="checkbox"/>	99 Amber Waves

Classic Colors

<input type="checkbox"/>	01 White	<input type="checkbox"/>	84 Graphite
<input type="checkbox"/>	08 Biscuit	<input type="checkbox"/>	71 Silt Stone
<input type="checkbox"/>	50 Matrix White	<input type="checkbox"/>	74 Surf White
<input type="checkbox"/>	67 Matrix Khaki	<input type="checkbox"/>	75 Wild Dunes
<input type="checkbox"/>	51 Matrix Silver	<input type="checkbox"/>	80 Deep Sea
<input type="checkbox"/>	5E Sand Castle	<input type="checkbox"/>	89 Venetian
<input type="checkbox"/>	81 Sandstone	<input type="checkbox"/>	76 Island Palm
<input type="checkbox"/>	86 Sea Shore	<input type="checkbox"/>	64 Sea Salt
<input type="checkbox"/>	65 Cape Sands	<input type="checkbox"/>	87 Aztec
<input type="checkbox"/>	88 Sage	<input type="checkbox"/>	85 Midnight

Maintenance & Cleaning Information

Follow these simple care and cleaning instructions to ensure your Transolid® vanity top or sink will retain its beauty for a lifetime.

Daily cleaning just requires wiping with a damp cloth or sponge. Basic stains can be removed with a mild detergent or a general purpose cleaner. To remove persistent stains, burns, or light scratches, scrub the surface with an abrasive cleaner and a green Scotch-Brite® pad. Deep scratches in the material can be removed by carefully sanding lightly in a circular motion with 120 grit sandpaper, followed by 220 grit sandpaper, and finishing with 320 grit sandpaper. Complete the process by rubbing the surface in a circular motion with a wet, green Scotch-Brite® pad.

Transolid® recommends periodically rubbing the entire surface in a circular motion with an abrasive cleaner and a wet, green Scotch-Brite® pad. To achieve the best results, especially on darker colored products, follow in the same motion with finer grade Scotch-Brite® pad (gray color) and finish with the finest grade Scotch-Brite® pad (white color), moving in a circular motion on the wet surface.

Solid Surface 1/4" x 96" x 36" FULL SHEETS

Manufactured from Transolid® solid surface
Recommended for new and existing construction

FEATURES

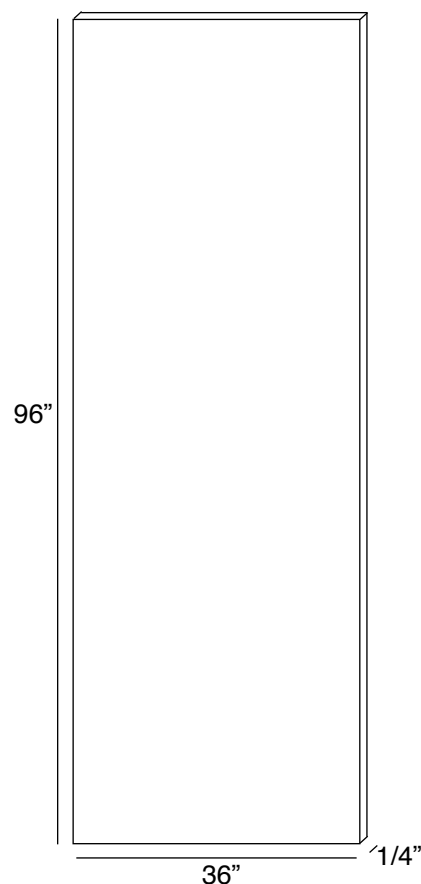
- 1/4" thick Full Sheet with 2 cm unfinished edge.
- Transolid® Natural Selections Solid Surface 100% acrylic material features a seamless color all the way through. Solid Surface doesn't support bacteria growth, it is the same surface used in hospitals. Highly durable, non-porous material resists stains and heat up to 365°. The renewable surface cleans easily with an abrasive cleaner. Natural Selections solid surface can be formed under heat to produce various molded shapes.
- Transolid® Classics Solid Surface acrylic blend material features a seamless color all the way through. Solid Surface doesn't support bacteria growth, it is the same surface used in hospitals. Made from a highly durable, non-porous polyester/acrylic composition that resists stains and heat up to 365°. The renewable surface cleans easily with an abrasive cleaner.

WARRANTY

- 10 Year Limited Residential Warranty
- 3 Year Limited Commercial Warranty

COLORS

- 3 Transolid Natural Selections solid surface colors
- 4 Transolid Classic solid surface colors



Specifications

		Edge Profile
		Unfinished 2 cm
Type	Size	Model No.
Full Sheet	96" x 36" x 1/4"	S9636X

Natural Selections® Colors

<input type="checkbox"/>	91 White Carrara
<input type="checkbox"/>	94 Sand Mountain
<input type="checkbox"/>	96 Almond Sky

Classic Colors

<input type="checkbox"/>	01 White
<input type="checkbox"/>	08 Biscuit
<input type="checkbox"/>	67 Matrix Khaki
<input type="checkbox"/>	86 Sea Shore

Maintenance & Cleaning Information

Follow these simple care and cleaning instructions to ensure your Transolid® vanity top or sink will retain its beauty for a lifetime.

Daily cleaning just requires wiping with a damp cloth or sponge. Basic stains can be removed with a mild detergent or a general purpose cleaner. To remove persistent stains, burns, or light scratches, scrub the surface with an abrasive cleaner and a green Scotch-Brite® pad. Deep scratches in the material can be removed by carefully sanding lightly in a circular motion with 120 grit sandpaper, followed by 220 grit sandpaper, and finishing with 320 grit sandpaper. Complete the process by rubbing the surface in a circular motion with a wet, green Scotch-Brite® pad.

Transolid® recommends periodically rubbing the entire surface in a circular motion with an abrasive cleaner and a wet, green Scotch-Brite® pad. To achieve the best results, especially on darker colored products, follow in the same motion with finer grade Scotch-Brite® pad (gray color) and finish with the finest grade Scotch-Brite® pad (white color), moving in a circular motion on the wet surface.

Solid Surface 1/2" x 144" x 30" FULL SHEETS

Manufactured from Transolid® solid surface
Recommended for new and existing construction

FEATURES

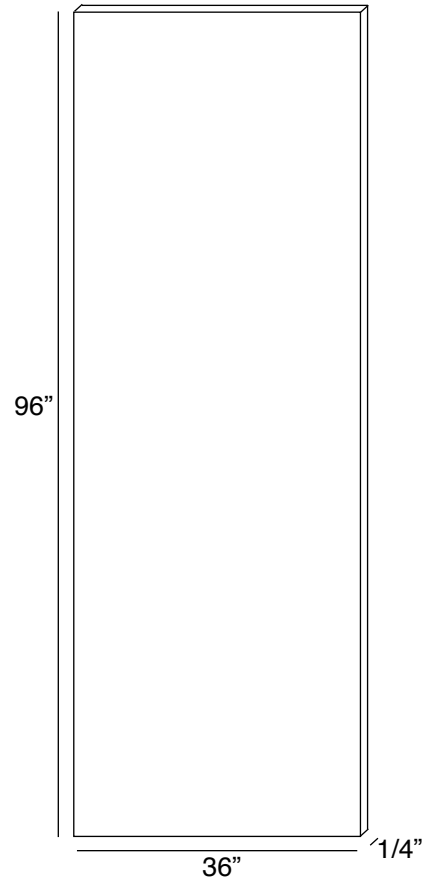
- 1/4" thick Full Sheet with 2 cm unfinished edge.
- Transolid® Natural Selections Solid Surface 100% acrylic material features a seamless color all the way through. Solid Surface doesn't support bacteria growth, it is the same surface used in hospitals. Highly durable, non-porous material resists stains and heat up to 365°. The renewable surface cleans easily with an abrasive cleaner. Natural Selections solid surface can be formed under heat to produce various molded shapes.
- Transolid® Classics Solid Surface acrylic blend material features a seamless color all the way through. Solid Surface doesn't support bacteria growth, it is the same surface used in hospitals. Made from a highly durable, non-porous polyester/acrylic composition that resists stains and heat up to 365°. The renewable surface cleans easily with an abrasive cleaner.

WARRANTY

- 10 Year Limited Residential Warranty
- 3 Year Limited Commercial Warranty

COLORS

- 16 Transolid Natural Selections solid surface colors
- 20 Transolid Classic solid surface colors



Specifications

		Edge
		Unfinished 2 cm
Type	Size	Model No.
Full Sheet	144" x 30" x 1/2"	S14430X

Natural Selections® Colors

<input type="checkbox"/> 90 Country Slate	<input type="checkbox"/> 9C Stratus
<input type="checkbox"/> 91 White Carrara	<input type="checkbox"/> 9E Ostrich
<input type="checkbox"/> 93 Emerald Lagoon	<input type="checkbox"/> 9K Gold Coast
<input type="checkbox"/> 94 Sand Mountain	<input type="checkbox"/> 9N Plateau
<input type="checkbox"/> 95 Ash Leaves	<input type="checkbox"/> 9R Mesa
<input type="checkbox"/> 96 Almond Sky	<input type="checkbox"/> 9T Ivory Wave
<input type="checkbox"/> 97 Silver Fern	
<input type="checkbox"/> 99 Amber Waves	
<input type="checkbox"/> 9A Thunder Cloud	
<input type="checkbox"/> 9B Desert Drift	

Classic Colors

<input type="checkbox"/> 01 White	<input type="checkbox"/> 84 Graphite
<input type="checkbox"/> 08 Biscuit	<input type="checkbox"/> 71 Silt Stone
<input type="checkbox"/> 50 Matrix White	<input type="checkbox"/> 74 Surf White
<input type="checkbox"/> 67 Matrix Khaki	<input type="checkbox"/> 75 Wild Dunes
<input type="checkbox"/> 51 Matrix Silver	<input type="checkbox"/> 80 Deep Sea
<input type="checkbox"/> 5E Sand Castle	<input type="checkbox"/> 89 Venetian
<input type="checkbox"/> 81 Sandstone	<input type="checkbox"/> 76 Island Palm
<input type="checkbox"/> 86 Sea Shore	<input type="checkbox"/> 64 Sea Salt
<input type="checkbox"/> 65 Cape Sands	<input type="checkbox"/> 87 Aztec
<input type="checkbox"/> 88 Sage	<input type="checkbox"/> 85 Midnight

Maintenance & Cleaning Information

Follow these simple care and cleaning instructions to ensure your Transolid® vanity top or sink will retain its beauty for a lifetime.

Daily cleaning just requires wiping with a damp cloth or sponge. Basic stains can be removed with a mild detergent or a general purpose cleaner. To remove persistent stains, burns, or light scratches, scrub the surface with an abrasive cleaner and a green Scotch-Brite® pad. Deep scratches in the material can be removed by carefully sanding lightly in a circular motion with 120 grit sandpaper, followed by 220 grit sandpaper, and finishing with 320 grit sandpaper. Complete the process by rubbing the surface in a circular motion with a wet, green Scotch-Brite® pad.

Transolid® recommends periodically rubbing the entire surface in a circular motion with an abrasive cleaner and a wet, green Scotch-Brite® pad. To achieve the best results, especially on darker colored products, follow in the same motion with finer grade Scotch-Brite® pad (gray color) and finish with the finest grade Scotch-Brite® pad (white color), moving in a circular motion on the wet surface.

Quartz 55" x 120" SLABS

Manufactured from Transolid® engineered quartz
Recommended for new and existing construction

FEATURES

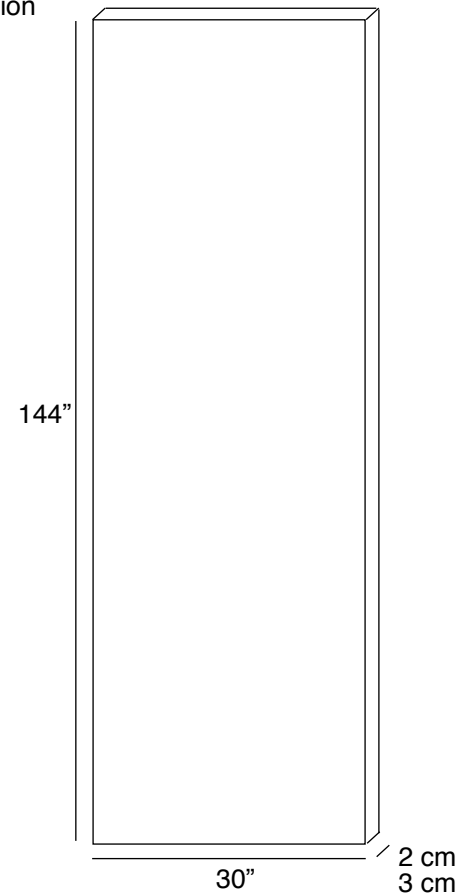
- Slab with unfinished edges.
- Slabs are 2 cm and 3 cm thickness.
- Transolid® engineered quartz is 93% natural quartz, the strongest mineral found in granite, and 7% resins. Engineered quartz is non-porous, no sealing, polishing or reconditioning is needed.

WARRANTY

- 10 Year Limited Residential Warranty
3 Year Limited Commercial Warranty

COLORS

- 8 Transolid quartz colors



Specifications

120" Quartz Slabs		Edge
Thickness	Size	Model No.
2 cm	55" x 120"	S255120X
3 cm	55" x 120"	S355120X

Maintenance & Cleaning Information

ENGINEERED QUARTZ

Totally carefree. No sealing, buffing or polishing required. Engineered quartz will maintain its luster and resists virtually all typical household stains caused by lemon and grape juice, wine and tea. Just use warm water and a cloth to effortlessly wipe down the surface.

Quartz Slab Colors

<input type="checkbox"/>	3X Nature's Path
<input type="checkbox"/>	4M Antique White
<input type="checkbox"/>	4N Almond Delite
<input type="checkbox"/>	4P Black Luxe
<input type="checkbox"/>	4S Portage Pass
<input type="checkbox"/>	4T Greystone
<input type="checkbox"/>	4V Trail
<input type="checkbox"/>	4W Natural White

Quartz 59"/63" x 110" SLABS

FEATURES

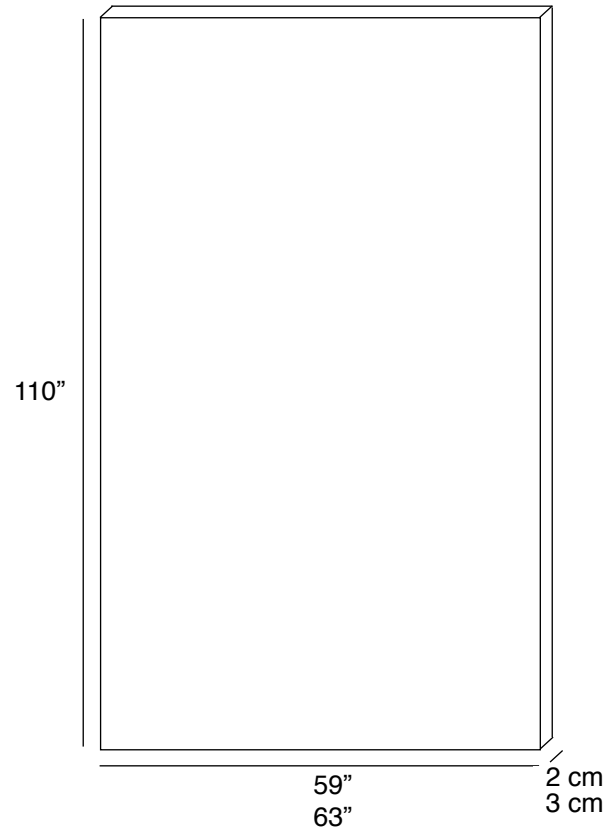
- Slab with unfinished edges.
- Slabs are 59" x 110" x 3 cm thickness and 63" x 110" x 2 cm thickness.
- Transolid® engineered quartz is 93% natural quartz, the strongest mineral found in granite, and 7% resins. Engineered quartz is non-porous, no sealing, polishing or reconditioning is needed.

WARRANTY

- 10 Year Limited Residential Warranty
- 3 Year Limited Commercial Warranty

COLOR

- 1 Transolid quartz color



Specifications

110" Quartz Slabs		Edge
Thickness	Size	Model No.
2 cm	63" x 110"	S263110X
3 cm	59" x 110"	S3591120X

Quartz Slab Color

<input type="checkbox"/>	N1 Nano Crystal
--------------------------	-----------------

Maintenance & Cleaning Information

ENGINEERED QUARTZ

Totally carefree. No sealing, buffing or polishing required. Engineered quartz will maintain its luster and resists virtually all typical household stains caused by lemon and grape juice, wine and tea. Just use warm water and a cloth to effortlessly wipe down the surface.

Quartz 63" x 126" SLABS

Manufactured from Transolid® engineered quartz
Recommended for new and existing construction

FEATURES


- Slab with unfinished edges.
- Slabs are 2 cm and 3 cm thickness.
- Transolid® engineered quartz is 93% natural quartz, the strongest mineral found in granite, and 7% resins. Engineered quartz is non-porous, no sealing, polishing or reconditioning is needed.

WARRANTY

- 10 Year Limited Residential Warranty
- 3 Year Limited Commercial Warranty

COLORS

- 11 Transolid quartz colors



Specifications

126" Quartz Slabs		Edge
Thickness	Size	Model No.
2 cm	63" x 126"	S263126X
3 cm	63" x 126"	S363126X

Maintenance & Cleaning Information

ENGINEERED QUARTZ

Totally carefree. No sealing, buffing or polishing required. Engineered quartz will maintain its luster and resists virtually all typical household stains caused by lemon and grape juice, wine and tea. Just use warm water and a cloth to effortlessly wipe down the surface.

SURFACES

Quartz Slab Colors

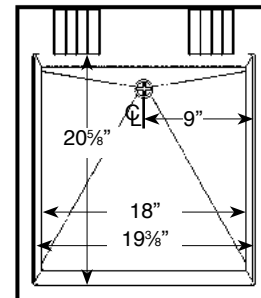
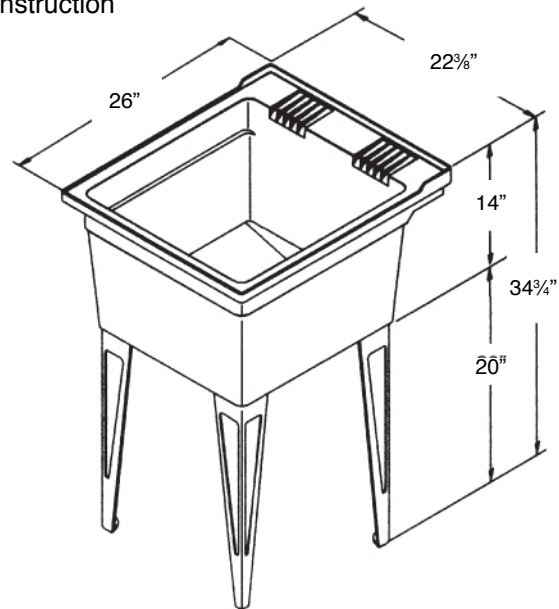
<input type="checkbox"/>	3A Milan White
<input type="checkbox"/>	3G Sorrento Coast
<input type="checkbox"/>	4I Overture
<input type="checkbox"/>	4J Rapture
<input type="checkbox"/>	4K Tempest
<input type="checkbox"/>	4L Interlude
<input type="checkbox"/>	4R Urban Grey
<input type="checkbox"/>	6B Black Carrara
<input type="checkbox"/>	6D Carmel
<input type="checkbox"/>	6E Milky Way
<input type="checkbox"/>	6F Calacatta

SM-19-F Floor Model Laundry Tub

Manufactured from Transolid® structural polypropylene
Recommended for new and existing construction

FEATURES:

- Laundry tub sits on floor.
- Single compartment, multi-purpose sink manufactured from an innovative foam process. The polypropylene structural composite sink utilizes this unique molding process, producing seamless corners and edges while providing unrivaled strength. Low-maintenance polyethylene legs offer structural rigidity.
- Convenient accessories include a bottle holder, drying rack, front and side towel holders, p-trap and supplies. (Models SM-19-FA & SM-19-FC only)
- Leak-proof, integral molded-in drain with stopper.
- Unique Pull-out faucet offers two different sprays and wing handles for easy shut off even with soapy hands. (Model SM-19-FC only)
- Large, self-draining back shelf with retainer curb that prohibits water run-off except into tub.
- Easy to assemble and install.



WARRANTY

- 5 Year Limited Residential Warranty

COLOR

- Grey

Specifications

	MODEL NO.	DESCRIPTION	Width	Depth	Height
LAUNDRY TUB (only)					
<input type="checkbox"/>	SM-19-F	Tub Only	22 ³ / ₈ "	26"	34 ³ / ₄ "
TUB KIT (less faucet)					
<input type="checkbox"/>	SM-19-FA	Tub & Accessories	22 ³ / ₈ "	26"	34 ³ / ₄ "
COMPLETE TUB KIT (with faucet)					
<input type="checkbox"/>	SM-19-FC	Tub, Faucet & Accessories	22 ³ / ₈ "	26"	34 ³ / ₄ "
INDIVIDUAL COMPONENTS					
<input type="checkbox"/>	SM-LT-TL	Plastic Leg			
<input type="checkbox"/>	SM-LT-AP	Accessory Kit			
<input type="checkbox"/>	SM-LT-WF	Wall Filler Kit			
<input type="checkbox"/>	PSLTF-4	Pull-out Faucet			

Maintenance & Cleaning Information

Clean regularly with common household liquid cleaners and a sponge or soft cloth. For hard water stains, scale removers can be used.

Do not use abrasive cleaners or metal scouring pads.

Applicable Codes & Standards:

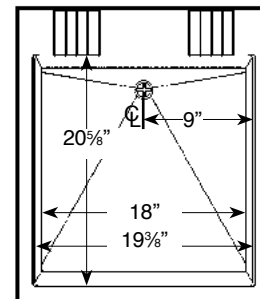
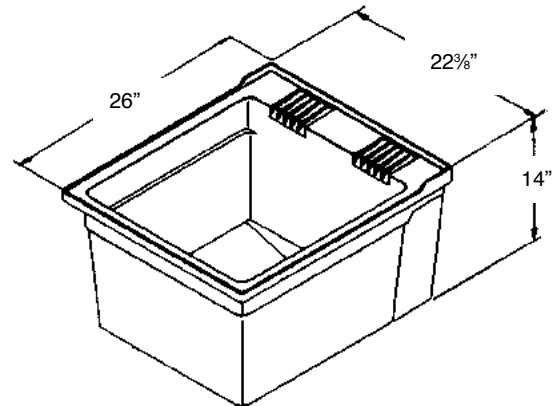
- IAPMO®
- #B45.0 and #B45.5; Drain - #B125
- ANSI – Specification Z 124-2011

SM-19-W Wall Model Laundry Tub

Manufactured from Transolid® structural polypropylene
Recommended for new and existing construction

FEATURES:

- Laundry tub installs against a wall.
- Single compartment, multi-purpose sink manufactured from an innovative foam process. The polypropylene structural composite sink utilizes this unique molding process, producing seamless corners and edges while providing unrivaled strength. Low-maintenance polyethylene legs offer structural rigidity.
- Convenient accessories include a bottle holder, drying rack, front and side towel holders, p-trap and supplies. (Models SM-19-WA & SM-19-WC only)
- Leak-proof, integral molded-in drain with stopper.
- Unique pull-out faucet offers two different sprays and wing handles for easy shut off even with soapy hands. (Model SM-19-WC only)
- Large, self-draining back shelf with retainer curb that prohibits water run-off except into tub.
- Includes wall mounting bracket, side supports and mounting hardware for securing tub to concrete or stud wall.
- Easy to assemble and install.



WARRANTY

- 5 Year Limited Residential Warranty

COLOR

- Grey

Specifications

	MODEL NO.	DESCRIPTION	Width	Depth	Height
LAUNDRY TUB (only)					
<input type="checkbox"/>	SM-19-W	Tub Only	22 ³ / ₈ "	26"	14"
TUB KIT (less faucet)					
<input type="checkbox"/>	SM-19-WA	Tub & Accessories	22 ³ / ₈ "	26"	14"
COMPLETE TUB KIT (with faucet)					
<input type="checkbox"/>	SM-19-WC	Tub, Faucet & Accessories	22 ³ / ₈ "	26"	14"
INDIVIDUAL COMPONENTS					
<input type="checkbox"/>	SM-LT-TL	Plastic Leg			
<input type="checkbox"/>	SM-LT-AP	Accessory Kit			
<input type="checkbox"/>	SM-LT-WF	Wall Filler Kit			
<input type="checkbox"/>	PSLTF-4	Pull-out Faucet			

Maintenance & Cleaning Information

Clean regularly with common household liquid cleaners and a sponge or soft cloth. For hard water stains, scale removers can be used. **Do not** use abrasive cleaners or metal scouring pads.

Applicable Codes & Standards:

- IAPMO®
- #B45.0 and #B45.5; Drain - #B125
- ANSI – Specification Z 124-2011

PSLTF4 Pull-out Laundry Faucet

Manufactured Transolid® non-metallic faucet
Recommended for new and existing construction

FEATURES:

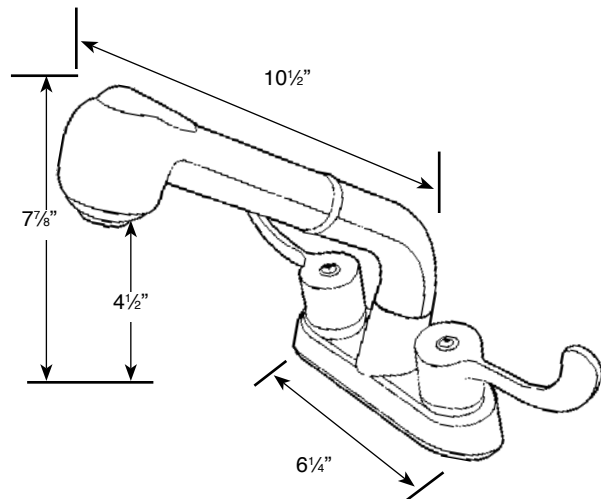
- Unique pull-out faucet with 56" thermoplastic hose for long reach and cleaning.
- Dual spray head for rinsing and filling.
- Wing handles for easy operation and easy shut-off even with soapy hands.
- 4 inch centerset.
- Brass stem for years of service.
- Easy to assemble and install.

WARRANTY

- 2 Year Limited Residential Warranty

COLOR

- Chrome



Specifications

	MODEL NO.	DESCRIPTION	Width	Depth	Height
PULL-OUT LAUNDRY FAUCET					
<input type="checkbox"/>	PSLTF4	Pull-out Laundry Tub Faucet	11 3/4"	10 1/2"	7 7/8"

Maintenance & Cleaning Information

Clean regularly with common household liquid cleaners and a sponge or soft cloth. For hard water stains, scale removers can be used.

Do not use abrasive cleaners or metal scouring pads.

Applicable Codes & Standards:

- IAPMO®
- #B45.0 and #B45.5; Drain - #B125
- ANSI – Specification Z 124-2011

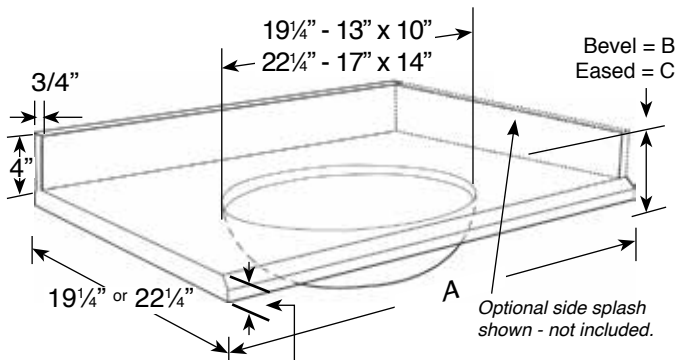
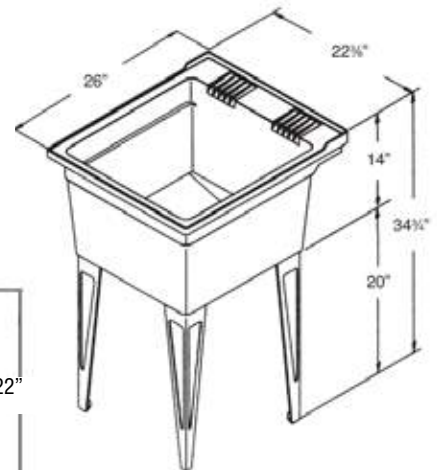
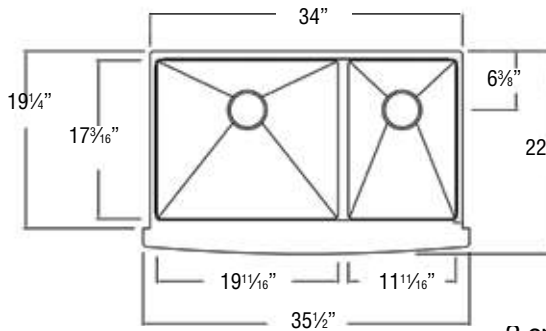
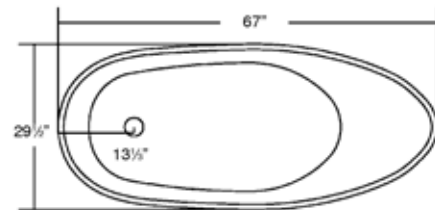
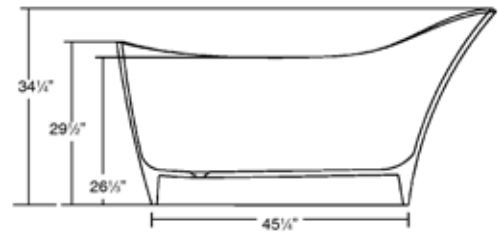
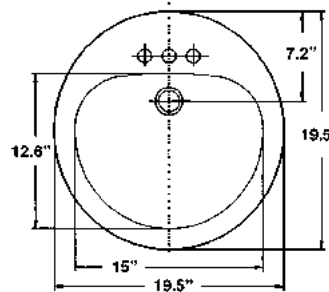
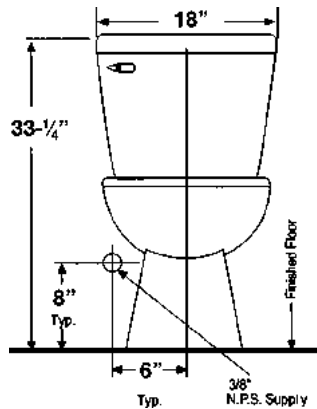
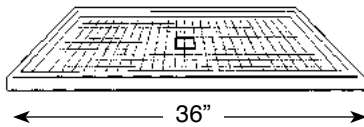
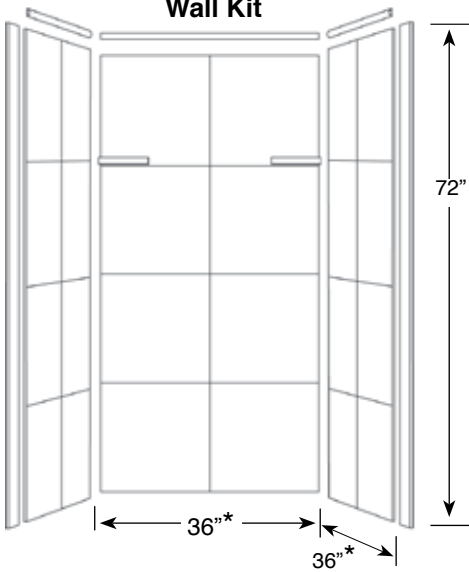




Product Specification Guide



Wall Kit



Optional side splash shown - not included.

